



Your Solutions Partner

Specifications

F.O.B. Sedalia, Missouri 65301



HB3CM

OPTIONS:

- 8" deep liner in lieu of 5" deep
- Internal locking device
- False bottom
- Hot food style top (not available on N7 models)
- Condensate evaporator
- 1-color laminate on body/second color laminate on tray slide
- Laminate finish other than standard eight (8) finishes
- Kickplates (stainless) (painted) (laminate to match body)
- End shelf
- Carving board/shelves
- Trayslides
- Foodshields
- Bread and cheese board
- 8' or 10' cord and plug in lieu of 6'
- Legs in lieu of casters

DUKE MANUFACTURING CO.

2305 N. Broadway

St. Louis, MO 63102

800.735.3853 Toll Free

314.231.5074 Fax

www.dukemfg.com

SS-1016 Cold Pan Mecanically Asst Ice - 5 Deep

Approval Stamp(s):

PRODUCT INFORMATION:

PROJECT: _____

ITEM: _____

QUANTITY: _____

MODEL:

Heritage® Buffet - Cold Pan Units

Mechanically Assisted Ice - 5" Deep

- HB3CM ■ 46" length unit
- HB4CM ■ 60" length unit
- HB5CM ■ 74" length unit

TOP:

- 16 gauge, 300 Series stainless steel
- Flanged down 2" on all four sides
- Formed down into one heavy gauge stainless steel cold pan

BODY:

- Heavy gauge paint grip steel
- Laminate patters: Available upon request
- Stainless steel trim strips on corners
- Flanged and channeled edges for strength
- Welded together with reinforcements
- Stainless steel removable grille
- Mounted on NSF listed 5" diameter swivel casters, two with locks, all non-marking polyurethane tires
- 6' electric cord and plug

MECHANICALLY COOLED ICE PAN SECTION:

- 18 gauge, 300 Series stainless steel liner, 5" deep
- 1" cast brass drain and plug
- Insulated on all four sides and bottom
- Refrigerated coils, controls and compressor compartment R448a.

AGENCY LISTING:



Specification subject to change

HERITAGE® BUFFET - COLD FOOD - MECHANICALLY ASSISTED ICE - 5" DEEP

Catalog No. HBU-MECHCOLD5

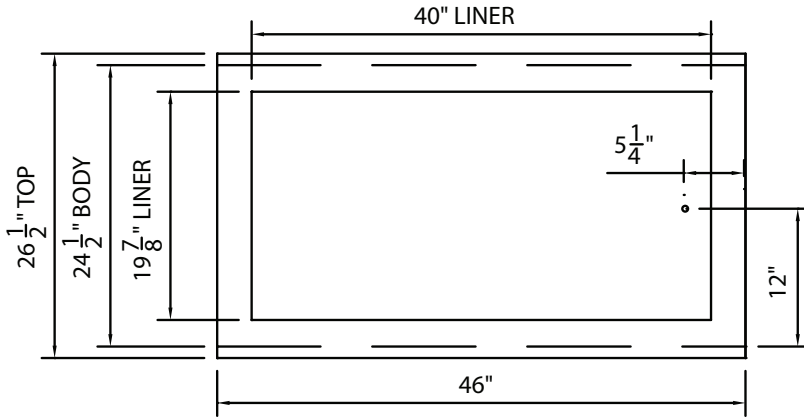
A.I.A. File No. 35-C-13

REV C 04/18/2019

HERITAGE®

Heritage® Buffet - Cold Pan Units
Mechanically Assisted Ice - 5" Deep

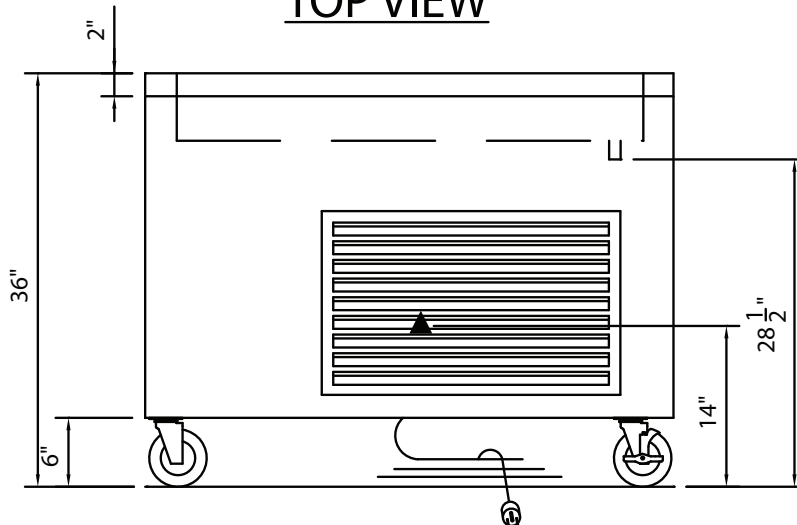
LEGEND	
▲	ELECTRICAL CONNECTION
●	DRAIN LOCATION



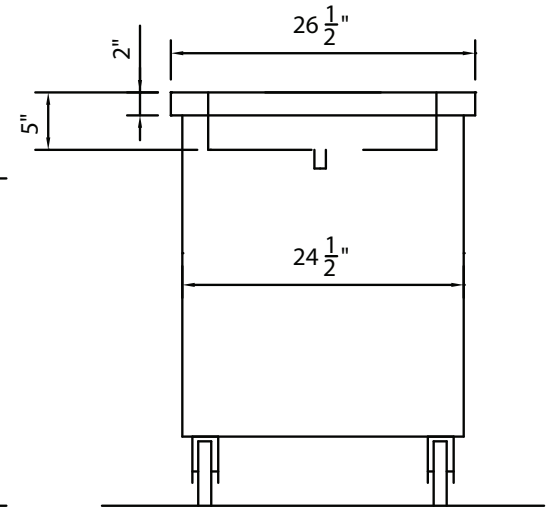
TOP VIEW

ELECTRICAL SPECIFICATIONS:

Model	HP	120 volt w/no lights	
		amps	NEMA
HB3CM	1/4	5.15	5-15
HB4CM	1/4	5.15	5-15
HB5CM	1/4	5.15	5-15



FRONT VIEW



RIGHT SIDE VIEW

5" Deep Mechanically Assisted Ice Pan - All Units
26-1/2" (67.31 cm) Wide & 36" (91.4cm) Tall

DIMENSIONS:

FREIGHT CLASS: 115

Model	Length		Cold Pan Size						Cube ft. crated	Weight	
	in	cm	L		W		D			lbs	kg
			in	cm	in	cm	in	cm			
HB3CM	46	116.8	40	101.6	19-7/8	50.6	5	12.7	36.0	432	196.4
HB4CM	60	152.4	54	137.2	19-7/8	50.6	5	12.7	45.7	570	259.1
HB5CM	74	188.0	68	172.7	19-7/8	50.6	5	12.7	55.4	710	322.7



Duke Manufacturing Co.
2305 N. Broadway
St. Louis, MO 63102

Phone: 314-231-1130
Toll Free: 1-800-735-3853
Fax: 314-231-5074

www.dukemfg.com