

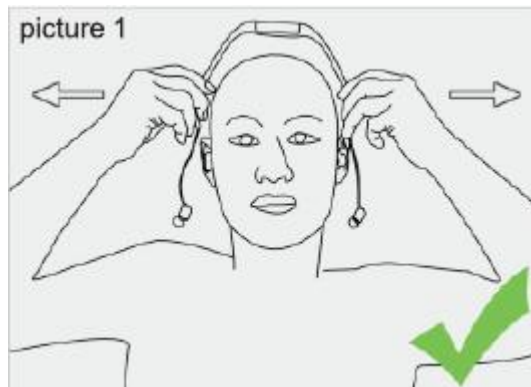
Instruction Manual

Tayogo 2nd Generation Waterproof Mp3 Player

Model: W16

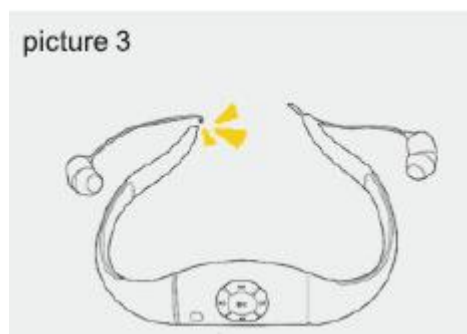
IMPORTANT INFORMATION BEFORE USE IT

Important :Wear and take off the MP3 player rightly



Right : Hold the ends of the headphone bone to wear and take off, see picture 1

Wrong: Hold the headphone cables and pull strongly to wear or take off , see picture 2



The copper wires of the headphone cables will be broken and headphone no sound, see picture3

Noted :The headphone cable is made by slim copper wires and it will be broken if you pull the cables strongly. This will cause the headphone no sound and this problem is out of warranty.

Congratulations on purchasing your new waterproof mp3 player. We are convinced you will be satisfied with it. Please read carefully instruction before your operation.

SPECIFICATIONS:

Waterproof IPX68

Supported Formats: MP3,WMA,OGG,APE,FLAC,WAV,AAC-LC,m4a

Memory: 8GB

Battery: Lion 200MAH Rechargeable

Play Time: Up to 20 hours

Dimensions (WxDxH): 12.5 x 12 x 3 CM

Weight: 32g

Accessories:

Extra ear buds, Instruction Manual, Magnetic Cable

Button Instruction:



Operation:

Charge

Plug the PC's USB port or USB adapter (5V/1A) with the attached Magnetic cable, attach to the back of Mp3 player's charging tray. See picture below:.



LED flash red. After full charging, LED will keep full blue.

Connect to the PC or Mac

Plug the magnetic cable to the PC or Mac and connect the Tayogo W16. The flash disk W16 will appear on the computer. Drag or copy the files to W16.

Tips: The play order will start from Number, then Alphabetical by the music name.

MP3 Play

Press play button to power on the W16. The default playing mode is Mp3 playing, the W16 will play from your last playing song.

Press volume+ and – to increase or decrease the volume.

Press next or prev. to go next or back song.

Shuffle/Order/Single Play: Press and hold Volume- to switch on the 3 playing way:

Shuffle play: play randomly from all the play lists

Order play: play Alphabetically from A-Z of the music name

Single: repeatedly play the single music

Tips: If you want to go/back fast the present music, just press and hold the next and prev. button. Once button released, it will play again from your desired place.

FM Play

Press and hold volume +, you can switch from Mp3 playing to FM playing. The same way, you can switch from FM mode to Mp3 mode.

Searching FM channels

At first use, please press and hold volume – to search all the FM channel in your area. The W16 will store all the channels automatically.

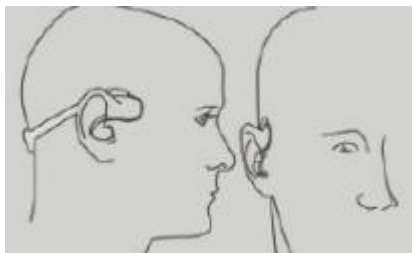
Press next or prev. button to go next or back the FM channel.

Press volume+ or – to adjust volume.

Wear and take off the headphone :



1. Hold the ends of the headphone bone to wear and take off



2. The frame will fit close to your head and the earphones fit snugly in the ears and lie flat against the ear. They should not stick out.



3. You can also wear it around your neck

■ Questions and Answers :

1.The FM radio sound is too big for me, how to solve?

If you feel that the sound is too big for you, please contact us, we can help you upgrade the software and solve this problem.customer service email: cs@tayogo.com

1. Is this swimming headphone easy to charge?

It is easy to charge, taking only 1.5 hours for quick charge, and you can use it for up to 20 hours. The creative magnetic design makes charging/data copying super easy. You can use the included cable to plug it into any 5V/1A USB adapter or computer USB port to charge.

2. How do you download songs/podcasts to the Tayogo swimming mp3 player?

Connect the Tayogo player to a computer and copy the music files, then paste them onto the Tayogo W16. It supports MP3, WMA, DRM, OGG, WAV, AAC-LC, and M4A.

3. How do I switch from shuffle to order playing?

- a.The default setting is order playing.
- b.Press the volume down button for 3 seconds and then release: switch the shuffle/order/single playback mode.
- c. The rules for order playing are: Song titles starting with a number will play smallest to highest, followed by song titles beginning with a letter in alphabetical order A to Z.

5. Can I listen to FM channels underwater?

Yes, you can listen to your favorite FM channels even underwater with the Tayogo Mp3 player W16. Please be reminded that some FM channels may be affected if you swim in an indoor pool due to signal blockage by the buildings.

6. Can I hear the music clearly during my swimming? I had some similar products before, and the sound was not so clear, and the volume was low.

Tayogo has been focusing on swimming mp3 players/headphones for over 10 years. We use ergonomic earbuds to attach to your ear tightly. You can hear the music clearly without worrying about water getting into your ears when swimming.

Note: Please do not plug out the player during files copying

For additional assistance please check our website: www.tayogo.com or email us at: cs@tayogo.com or follow us at facebook: Tayogo.

■ Company Information

Tayogo Technology Manufactory

Add:5F Block B No. 8 East, Shangxue Tech. Park, Bantian, Shenzhen, China

Tel: +86 755 8939 5050

Fax: +86 755 8939 7785

E-mail: cs@tayogo.com

Website: www.tayogo.com