


CERTIFICATE OF ANALYSIS



Juniper Analytics, LLC
 1334 NE 2nd Street, Bend, OR, 97701
 541.382.3796
 ORELAP: 4101-001 / OLCC: 10035537931

Client Name:
 Contact Info:
 Sample Type: Concentrate
 External Batch ID: 6010
 Harvest/Prod. Date: NA
 Sample ID: TF Crude
 METRC ID: R&D
 Juniper Batch #: 19JA1356.01
 Intake Date: 6/07/19

GreenTree Naturals

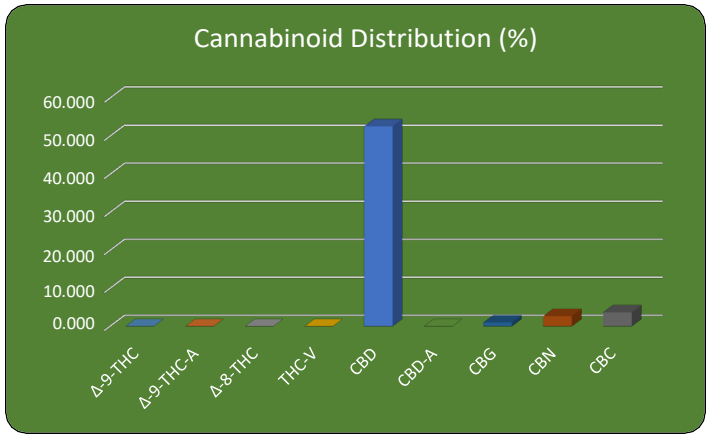


Potency Analysis (Oregon Compliance Standard OAR 333-007-0430)

ANALYSIS DATE: 6/10/19

Instrument: HPLC/DAD
 Method: JA-Potency-Proprietary

Compound	Weight (%)	Concentration (mg/g)	LOQ * (mg/g)
Δ-9-THC	< LOQ	< LOQ	1.00
Δ-9-THC-A	< LOQ	< LOQ	1.00
Δ-8-THC	< LOQ	< LOQ	1.00
THC-V	< LOQ	< LOQ	1.00
CBD	52.604	526.04	1.00
CBD-A	< LOQ	< LOQ	1.00
CBG	1.022	10.22	1.00
CBN	2.682	26.82	1.00
CBC	3.692	36.92	1.00



TOTAL THC/CBD	Weight (%)	Conc (mg/g)
THC Total =	<LOQ	<LOQ

THC_{Total} = (THC-A * 0.877) + Δ9THC

CBD Total =	52.604	526.04
-------------	--------	--------

CBD_{Total} = (CBD-A * 0.877) + CBD

* < LOQ - Less than the Limit of Quantification

Residual Solvent Analysis (Oregon Compliance Standard OAR 333-007-0410)

Solvent	Result (ppm)	Action Level / LOQ (ppm)
1,4-Dioxane		380 / 100
2-Butanol		5000 / 500
2-Ethoxyethanol		160 / 100
2-Propanol (IPA)		5000 / 500
Acetone		5000 / 500
Acetonitrile		410 / 100
Benzene		2 / 1
Cumene		70 / 50
Cyclohexane		3880 / 500
Dichloromethane		600 / 100
Ethyl acetate		5000 / 500
Ethyl ether		5000 / 500
Ethylene glycol		620 / 300
Ethylene oxide		50 / 10
Heptane		5000 / 500
Isopropyl acetate		5000 / 500
Methanol		3000 / 500
Propane		5000 / 500
Tetrahydrofuran		720 / 100
Toluene		890 / 100

Solvent	Result (ppm)	Action Level / LOQ (ppm)
Pentanes;		5000 / 500
-n-pentane		**
-iso-pentane		**
-neo-pentane		**
Butanes;		5000 / 500
-n-butane		**
-iso-butane		**
Hexanes;		290 / 50
-n-hexane		**
-2-methylpentane		**
-3-methylpentane		**
-2,2-dimethylbutane		**
-2,3-dimethylbutane		**
Xylenes;		2170 / 300
-1,2-dimethylbenzene		**
-1,3-dimethylbenzene		**
-1,4-dimethylbenzene		**
-Ethyl benzene		**

Residual Solvents N/A

Tentatively Identified Compounds: N/A

<LOQ - Less than the Limit of Quantification

APPROVAL

Ben Gustafson

QA Review

Report Date: 6/10/19



Juniper Batch #:	19JA1356.01
Intake Date:	6/07/19

Pesticide Analysis (Oregon Compliance Standard OAR 333-007-0400)

ANALYSIS DATE: Not Tested			Instrument: LC/MS/MS		Method: AOAC 2007.1-Mod	
Pesticide	Result (ppm)	Action Level / LOQ (ppm)	Pesticide	Result (ppm)	Action Level / LOQ (ppm)	
Abamectin		0.5 / 0.25	Imazalil		0.2 / 0.10	
Acephate		0.4 / 0.20	Imidacloprid		0.4 / 0.20	
Acequinocyl		2.0 / 1.00	Kresoxim-methyl		0.4 / 0.20	
Acetamiprid		0.2 / 0.10	Malathion		0.2 / 0.10	
Aldicarb		0.4 / 0.20	Metalaxyl		0.2 / 0.10	
Azoxystrobin		0.2 / 0.10	Methiocarb		0.2 / 0.10	
Bifenazate		0.2 / 0.10	Methomyl		0.4 / 0.20	
Bifenthrin		0.2 / 0.10	Methyl Parathion		0.2 / 0.10	
Boscalid		0.4 / 0.20	MGK-264		0.2 / 0.10	
Carbaryl		0.2 / 0.10	Myclobutanil		0.2 / 0.10	
Carbofuran		0.2 / 0.10	Naled		0.5 / 0.25	
Chlorantraniliprole		0.2 / 0.10	Oxamyl		1.0 / 0.50	
Chlorfenapyr		1.0 / 0.50	Paclobutrazol		0.4 / 0.20	
Chlorpyrifos		0.2 / 0.10	Permethrins		0.2 / 0.10	
Clofentezine		0.2 / 0.10	Phosmet		0.2 / 0.10	
Cyfluthrin		1.0 / 0.50	Piperonyl butoxide		2.0 / 1.00	
Cypermethrin		1.0 / 0.50	Prallethrin		0.2 / 0.10	
Daminozide		1.0 / 0.50	Propiconazole		0.4 / 0.20	
DDVP (Dichlorvos)		1.0 / 0.50	Propoxur		0.2 / 0.10	
Diazinon		0.2 / 0.10	Pyrethrins		1.0 / 0.50	
Dimethoate		0.2 / 0.10	Pyridaben		0.2 / 0.10	
Ethoprophos		0.2 / 0.10	Spinosad		0.2 / 0.10	
Etofenprox		0.4 / 0.20	Spiromesifen		0.2 / 0.10	
Etoxazole		0.2 / 0.10	Spirotetramat		0.2 / 0.10	
Fenoxycarb		0.2 / 0.10	Spiroxamine		0.4 / 0.20	
Fenpyroximate		0.4 / 0.20	Tebuconazole		0.4 / 0.20	
Fipronil		0.4 / 0.20	Thiacloprid		0.2 / 0.10	
Flonicamid		1.0 / 0.50	Thiamethoxam		0.2 / 0.10	
Fludioxonil		0.4 / 0.20	Trifloxystrobin		0.2 / 0.10	
Hexythiazox		1.0 / 0.50				
Pesticide Screen	N/A					

*LOQ = Limit of Quantification

Microbiological Contaminants (Oregon Compliance Standard OAR 333-007-0390)

ANALYSIS DATE: Not Tested			
Microbiological screening	Colony count	CFU/g	Results:
Total coliforms	Not tested	Not tested	N/A
Escherichia coli (E. coli)	Not tested	Not tested	N/A

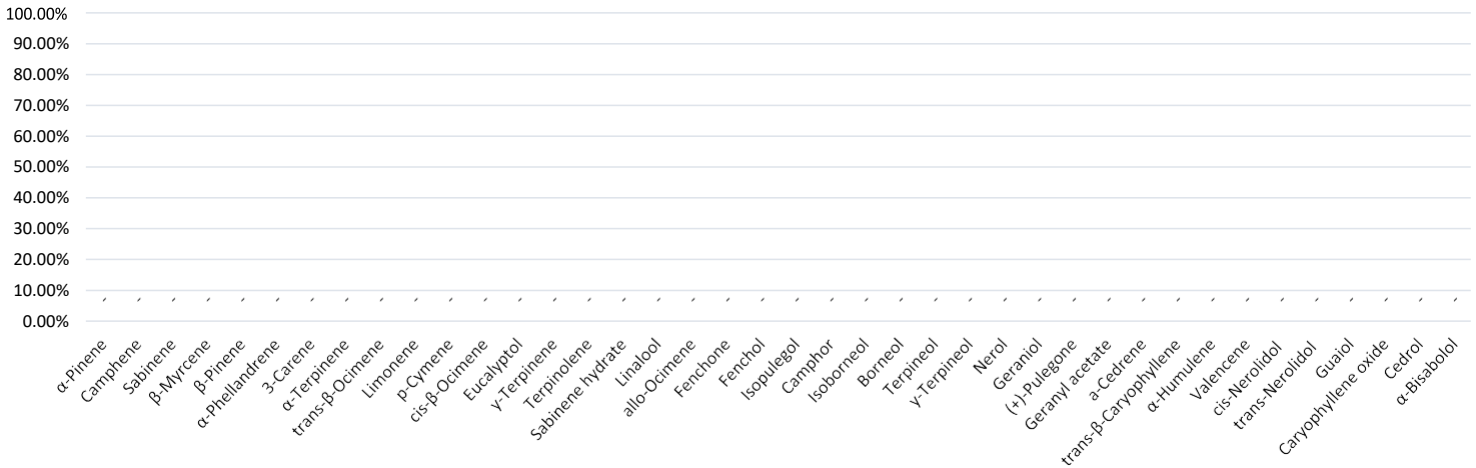


Juniper Batch #:	19JA1356.01
Intake Date:	6/07/19

Terpene Profile

ANALYSIS DATE: Not Tested			Instrument: GC/MS	Method: JA-Terpene-Proprietary	
Compound	µg/g	%	Compound	µg/g	%
α-Pinene			Isopulegol		
Camphene			Camphor		
Sabinene			Isoborneol		
β-Myrcene			Borneol		
β-Pinene			Terpineol		
α-Phellandrene			γ-Terpineol		
3-Carene			Nerol		
α-Terpinene			Geraniol		
trans-β-Ocimene			(+)-Pulegone		
Limonene			Geranyl acetate		
p-Cymene			α-Cedrene		
cis-β-Ocimene			trans-β-Caryophyllene		
Eucalyptol			α-Humulene		
γ-Terpinene			Valencene		
Terpinolene			cis-Nerolidol		
Sabinene hydrate			trans-Nerolidol		
Linalool			Guaiol		
allo-Ocimene			Caryophyllene oxide		
Fenchone			Cedrol		
Fenchol			α-Bisabolol		
			TOTAL		

Terpene Profile*



* Profile expressed as a percent of total terpenes

Batch QC WorkGroup ID:
 Potency PO-2019-06-07-01
 Residual Solvents N/A
 Pesticide N/A

Disclaimer

The results within this report apply only to the product tested and batched under the batch number identified above. These test results are for the exclusive use of the above named individual or entity. This report must not be altered, and may not be reproduced, except in their entirety, without written consent of Juniper Analytics, LLC. Requests for information regarding these results should be referred to the aforementioned individual or entity.