





Make a family Jigsaw Puzzle




RWA

Artist: **Abbi Bayliss**



This is a fun worksheet for kids and families to get creative with. Puzzles are a great way to bring the family together over the holidays, so why not try and make your own!




Materials: Print out sheets, pencils, felt tips, magazines, scissors, glue, tracing paper, card


Step 1. Draw your family portrait in the picture frame print out. Remember to include pets!

Step 2. Make your drawings bold and bright with colouring pencils or felt tips.


Step 3. Jazz up your frame by adding patterns and shapes from magazines.



Make a family Jigsaw Puzzle



RWA



Step 4. Mount your artwork by gluing it onto a piece of card to make it sturdy.

Step 5. Trace over the jigsaw print out and transfer it onto the back of the card

Step 6. Use this lines as a guide and cut out your jigsaw pieces. Get a parent or guardian to help.

Step 7. Shake up the pieces and enjoy your new family jigsaw puzzle!

