

# Peter Blake Circus Collage Instructions

Scribble & Sketch 



Artist: Abigail Reed

For Ages 2 and up (little ones will need help cutting with scissors)

Sir Peter Thomas Blake is an English pop artist who best known for co-creating the sleeve design for The Beatles album Sgt. Pepper's Lonely Hearts Club Band. Today, we are going to look at his fantastic scenes from the world of the circus that he made using collage.



Sir Peter Blake

## Materials

- White and Black Paper
- Magazines to cut images out of (ones with people and animals in are good)
- Scissors
- Glue
- Red felt tip pen.



## Instructions

**Step 1.** With the red pen on the white paper, draw a theatre curtain

**Step 2.** Cut this out.

**Step 3.** Now, still using the red pen, draw the decorative barrier that separates the audience from the stage


**Step 4.** Cut this out too.

**Step 5.** Stick both cut out shapes onto the black paper...now the stage is set!


**Step 6.** Start to leaf through magazines and newspapers to find people and animals that will become your audience and performers. Rip them out loosely at first then get an adult to help you cut them out neatly with scissors.

**Step 7.** Arrange the people and animals on the set. Think carefully about who will overlap who before you stick


*continued on page 2*



1



2



3



4

# Peter Blake Circus Collage (continued)



## Instructions continued from page 1

anything down. Play around with the shapes of the people and animals...can you mix this up to make it look funny? Who is taking centre stage and who is watching who? Finally stick everything down.

*Scribble & Sketch* 