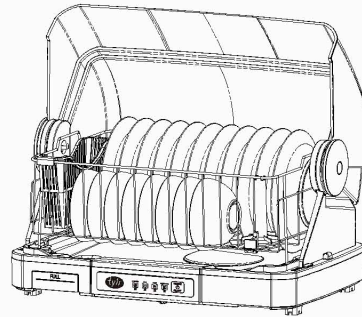




# Hot-Air Dish Dryer **User Manual**

( Before operating this appliance, read this manual thoroughly and save it for future reference. )



**CAUTION**

1. Keep dish dryer out of reach of children.
2. Do not operate this appliance if the power supply cord or plug has been damaged.
3. Discontinue using this appliance if any failure occurs while in operation.
4. Do not clean the unit using abrasive sponge, scouring pads, solvents and other corrosive substances.
5. Use only original accessories supplied.
6. Do not use any tableware with a melting point below 90°C with this unit.

**NOTICE**

1. Ensure corresponding power supply of 220-240V~ 50/60Hz.
2. Do not open the cover while unit is operating to avoid injury or scalding.

**FEATURES**

1. Sealed and antibacterial storage for tableware and dishes.
2. Dishes can be washed and placed in directly without need for wiping.
3. Energy saving low power consumption and high efficiency, running at 0.25 kWh.

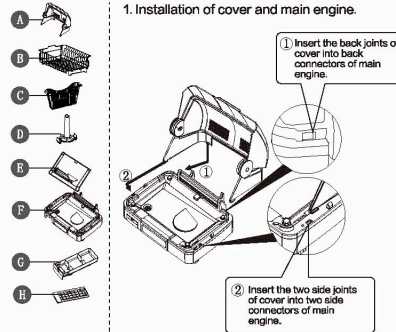
**SPECIFICATION**

Product Model:	TYL-BJ080
Product Name:	HOT-AIR DISH DRYER
Voltage:	220-240V~ 50/60Hz
Power:	340-400W
Unit Dimension (L*W*H):	62.2*41*40.6CM
Net Weight/Gross Weight:	5.8kg/7.03kg
Time Setting:	25-45mins

**COMPONENTS AND INSTALLATION**

- A. Cover
- B. Plate Basket
- C. Utensil Container
- D. Bottle Rack
- E. Drain Pan
- F. Main Engine
- G. Water Box
- H. Filter

**1. Installation of cover and main engine.**

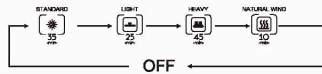


**OPERATION**

1. Close the cover when dishes are in place.
2. Press button, indicator will light up and flash. Unit will run in standard mode.

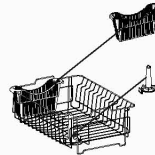


3. Press button again, to select another mode in the following order:

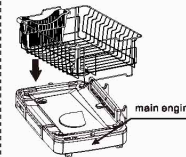


Mode	Setting Time	Reference
Standard	35 mins	Normal load
Light	25 mins	Small load
Heavy	45 mins	Large load
Natural Wind	10 mins	Normal temperature

**2. Connection of bottle rack and utensil container with plate basket.**



**3. Connection of main engine with plate basket.**



**4. Connection of drain pan with main engine.**

