



Wonder Tablet

K749

Parental Control System





Product Details: K749

Processor:

- CPU: A33 Quad Core 1.3Ghz

GPU:

- Mali400 Graphic Processor

Display:

- 7" LCD 1024*600 IPS

OS:

- Google Android 6.0

Touch Screen

- 5 Point Capacitive Touch Screen

Memory:

- RAM: 1GB
- Storage : 8GB
- Micro SD Card Expansion Slot Up to 32GB

In / Out Ports:

- Audio Port: 3.5 Headphone Jack Built-In MIC
- USB Port: Micro USB DC Port

Power System:

- Lithium Battery 3.7V 2500 mAh
- Battery Life: About 4 hours

Apps:

- Customization

Buttons:

- Power Button Vol Button

Features:

- Wi-Fi: 802.11 B/G/N
- Audio: HD Audio, One Built-In Speaker
- Audio format:MP3,WMA,MP2,OGG,AAC,M4A,MA4, FLAC,APE,3GP,WAV
- Image format: JPG, JPEG, GIF, BMP, PNG
- E-book format: TXT, EPUB, PDF, WORD, EXCEL, POWERPOINTS
- Camera: 0.3MP(Front) +2.0MP (Rear)
- G-Sensor: Accelerometer

Overview

More and more children play with tablets and phones for entertainment, gaming and knowledge. However, when it comes to technology some kids may be intimidated or overwhelmed with the ability to control or navigate through the contents.

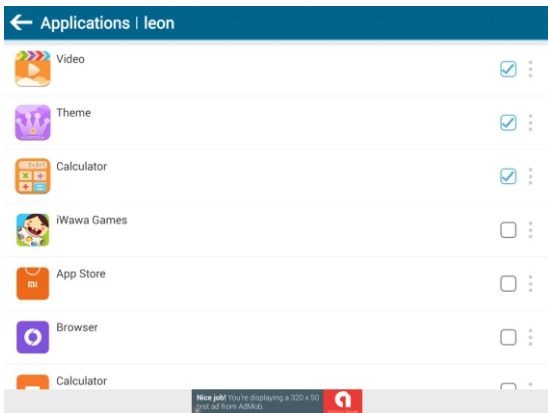
K749 Home is designed with the child in mind, the games are user friendly based on the age group and learning capabilities of the child. Parents can rest assured with the ability to control, block, and limit the use of content in which the child views and consumes on the kids tablet.

Parental Control

Parents can manage and filter applications through the use of a password. The child will be unable to access additional content or exit out of iWawa without using this password.

Application Filtering

This type of filtering is for selecting and blocking applications for your child. These selected applications will only be available on the child's desktop or screen.



Website Filtering

This type of filtering is for limiting your child's access to specific content through the Internet browser.

The screenshot shows a user interface for managing website restrictions. At the top, there is a blue header with a back arrow and the text "Websites | leon". Below the header, there are three radio buttons: "Restricted" (selected), "Unlimited", and "Prohibited", followed by an "Add" button. The main content area lists five websites, each with an icon, a name, a URL, and a status indicator (a checked box and a three-dot menu).

Icon	Name	URL	Status
@	Disney Junior	http://www.disney.com/disney-junior	Checked
@	Smurfs	http://www.smurf.com	Checked
@	The Garfield Show	http://www.thegarfieldshow.com	Checked
TS	Toy Story	http://www.toystory.disney.com	Checked
@	Twenty Four Seven Science	http://www.lawrencehallofscience.org/kidsite	Checked

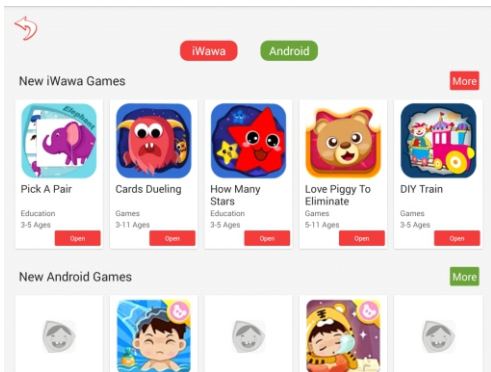
At the bottom of the screen, there is a small notification box that says "Nice job! You're displaying a 320 x 50 inst. ad from AdMob." and a red button with a white icon.

Content and Management

This provides children with resources and use of tools to manage applications, video, music and other content.

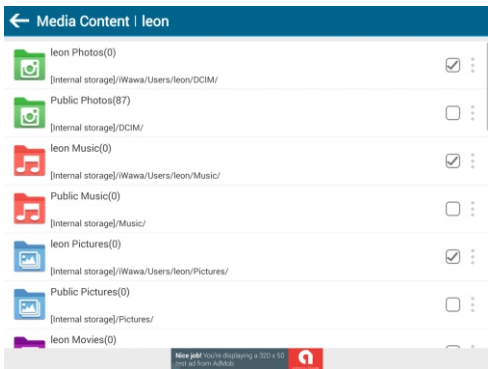
Available Applications

Educational games and other applications which are suitable for kids are the only applications available to download. These applications or "apps" are regularly updated and can be downloaded for free or a minimal fee.



Multimedia Management

Select the "Video" application to view a variety of age appropriate movies which can also be filtered and selected by the parent. Similarly, the child can open the "Gallery" and "Music" applications to see and listen to a host of songs and appropriate pictures.

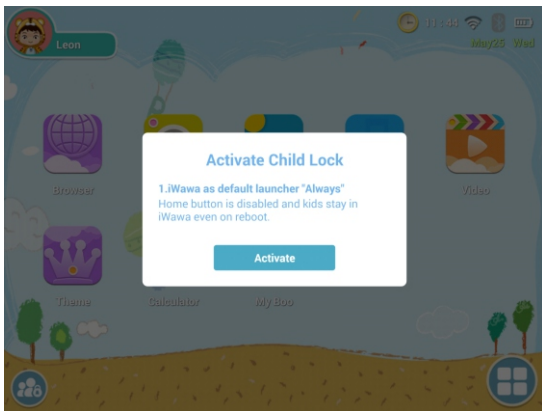


Create Limits

Create playtime limits and view reports showing the child's content usage while restricting access to other applications.

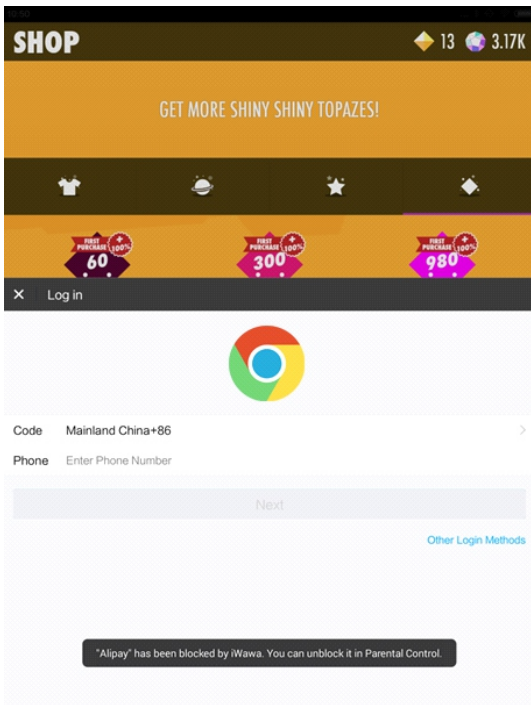
Child Lock

The child lock disables the child's ability to leave their own desktop without the parents' permission. This ensures the child stays in a safe environment and prevents roaming the internet without the parent's knowledge.



Purchase Control

You can configure your tablet to require entry of a password for purchases. This will prevent any unauthorized or accidental purchases.



Time Limit

Parents can set time limits for a child's use of a tablet. Set schedules for the tablet to take a time-out or break at a specific time or length. During which the tablet will temporarily be shut down until it's scheduled to turn back on.

← Time Limit | leon

Whole week
 Single day

Restricted
 Unlimited
 Prohibited

Whole week

Start/End time: 09:00 - 21:00

Sessions per day: 3 max

Session length: 5 mins

Rest length: 15 mins



Nice job! You're displaying a 320 x 50 pic ad from AdMob.

Activity Report

The system automatically produces detailed reports of applications usage and frequency. This will help parents monitor their child's activity and monitor specific usage.

← Statistics | leon

Last week

1	 Heppy piggy	Percent	75%
		Time	3 mins
		Count	1 times
2	 Fishing	Percent	25%
		Time	1 mins
		Count	1 times

Nice job! You're displaying a 320 x 50 pic ad from AdMob.

Featured Functions

This provides more practical and convenient features for children and parents.

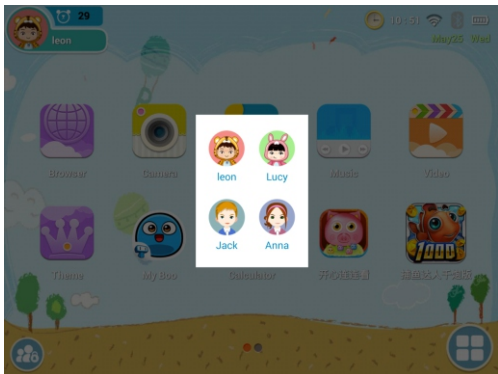
Personal Style

Kids can create their own themes.



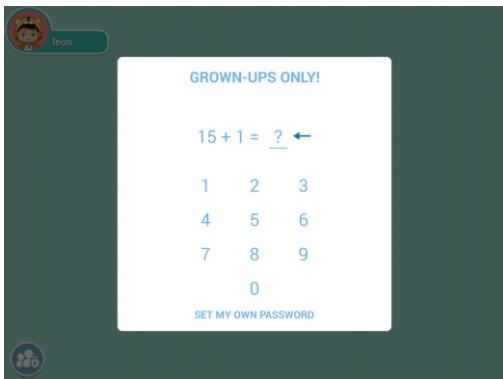
Multiple Accounts

The tablet supports multiple accounts. Each child can have their own separate account and content.



Add More Gameplay Time

Parents can enter a password to extend the gameplay time.



Frequently Asked Questions

This provides children with resources and use of tools to manage applications, video, music and other content.

How to add an account for kids?

In the Parental Control interface, click Account and select "Add" in the Kid Account, and then input personal information like name, etc.

How to add an application for the kid?

In the Parental Control interface, click Applications and check the app you want and the application will be displayed into the kids screen.

How to classify applications?

Click the button in the lower-left corner, enter the password and select "Move Apps". Pin app icon to put the same category into one folder and rename the folder, such application can be seen in the corresponding folder on the kids screen.

How to add a safe website to the browser?

In the Internet Access interface, click the websites allowed to be accessed by the child. Parents also can add their own websites and click the websites allowed to be accessed by the child.

How to add photos, videos and music?

In the Media Content interface, click the music folder. Such folder will be seen at the "Music" application on the screen; photos, pictures and videos folders can be clicked similarly, and they will be seen in the "picture library" on the screen.

How to limit the child's time and usage?

In the Time Limit interface, set the child's time for using the tablet in a day by selecting "limit" and then modifying "start and end time", "daily available times", "available duration for each time" and "rest duration for each time".

How to modify the parents' password?

In the Parental Control interface, click the Account, and then "Create" or "Change" your own password.

How to exit to the Android OS?

In the kids interface, click the button in the lower-left corner, enter the password and select "Exit" to the Android OS.

How to use Android?

Refer to the Android 6.0 Quick Start Guide.

Limited Warranty

What the warranty covers:

Azpen offers a limited manufacturer warranty from defects in material and workmanship through normal use during the warranty period. If a product proves to be defective in material or workmanship during the warranty period, Azpen will at its sole option, repair or replace the product with a new or similar product. Replacement product may include re-manufactured, refurbished, rebuilt parts or components. The replacement unit will be covered by the balance of the time remaining on the customer's original limited warranty. Warranty service can only be performed by Azpens' authorized service center. Shipping cost of the product to the service center and liability are the responsibility of the purchaser. In the case of Fraud or Misrepresentation, Azpen reserves the right to deny all warranty coverage or claims.

How long the warranty is effective:

Azpen products are warranted for one (1) year, (365 days) for parts and labor and begin on the original date of purchase. Reconditioned, Refurbished or Re-manufactured products are warranted for ninety (90) days for parts and labor. Out-of-warranty service fees may apply.

Who the warranty protects:

This warranty shall not extend to anyone other than the original purchaser of this product, and is nontransferable. The original dated bill of sale or receipt must be provided as proof of purchase.

Warranty does not cover damage, deterioration or malfunction resulting from:

- Damage which occurs in shipment; delivery and installation; applications and uses for which this product was not intended; altered product; cosmetic damage or exterior finish; accidents, abuse, normal wear and tear, neglect, fire, water, lightning or other acts of nature.
- Incorrect electrical line voltage, fluctuations and surges; customer adjustments and failure to follow operating instructions.
- Use of products, equipment, services, parts, supplies, accessories, applications, modifications, installations, repairs, external wiring or connectors not supplied or authorized by Azpen.

Limitation of Liability

In no event, under any cause of action or theory of liability, shall Azpen, its affiliates, distributors or suppliers be liable for any indirect, incidental, consequential or punitive damages, of any nature whatsoever, arising out of the use of or inability to use any Azpen product(s), including without limitation, property damage, loss of value of product(s) that are used in or with Azpen product(s). You agree and understand, Azpen has no liability for any damage, loss of data or destruction to consumer electronics devices or other personal property including, without limitation, cellular phones, tablets, laptops, or other handheld devices. Regardless of the legal theory on which a claim is based, shall limit the recovery of any kind against Azpen not to be greater in amount than the purchased price of the product if any. There are no express warranties other than those listed and described above.



For more information or to
register online, visit us at:

www.azpenpc.com

For customer service, please contact:

(855) 297-3672

support@azpenpc.com

Monday—Friday
9:00 am — 5:30 pm (CST)

MADE IN CHINA DESIGNED IN USA
