



Etac Transfer Boards

Tools for seated transfers between bed, wheelchair, toilet, etc.

 **etac**[®]

Creating Possibilities

Etac Transfer Boards

Mind the gap...

A transfer board is intended to bridge shorter gaps when performing seated transfers. The board's low friction upper surface allows the user to transfer independently or with assistance. Transfer boards are used when transferring between bed and wheelchair / shower chair, between wheelchair / chair / toilet chair or to and from the car.

All Etac Transfer Boards have a non-slip surface on the underside. Combining a transfer board with a glide cushion provides even lower friction and is recommended when the transfer involves bare skin, for instance to and from a shower chair or toilet.

Etac 3B-Board

Etac 3B-Board is a stable and simple transfer board with a traditional curved shape. The board can be placed either curve forward or curve backward depending on the transfer situation and surrounding obstacles, eg: the wheel of the wheelchair. 3B-Board's length allows transfer across wider gaps.



Intended Use

- Transfer from bed to wheelchair / shower chair
- Transfer in and out of the car
- Transfer between wheelchair, chair, toilet, shower chair, commode

Description	Width	Length	Specifications	Item no.	
3B-Board, Curved Transfer Board	230 mm	77 cm 30.3"	Polyethylen	IM403	
Board Washing Instructions Can be cleaned with soapy water or disinfectant.		max 150 kg max 330 lbs			



Etac E-Board

Etac E-Board is a thin and flexible transfer board that allows easier application and removal.

E-Board Wings have wings along the sides, which can be bent up or down. This provides more sturdiness and stability, and the upward wing is used to protect against the wheel of the wheelchair. The 45 cm board is more suitable for active and independent users, while the 60 cm boards suit the most common transfer situations.

E-Board (without wings) is smaller and lighter. As it is easily carried, it is suitable for the more active and independent user. The 60 cm boards suit the most common transfer situations while the 75 cm board is suitable for longer transfer, eg. in and out of a car.











Intended Use

- Transfer from bed to wheelchair / shower chair
- Transfer in and out of the car
- Transfer between wheelchair, chair, toilet, shower chair, commode

Description	Width	Length	Height	Specifications	Item no.
E-Board Small, transfer board black	20 cm 7.9"	45 cm 17.7"	0.5 cm 0.2"	Polyethylen	IM410
E-Board Medium, transfer board black	25 cm 9.8"	60 cm 23.6"	0.5 cm 0.2"	Polyethylen	IM408
E-Board Medium, transfer board wings black	33 cm 13"	60 cm 23.6"	0.5 cm 0.2"	Polyethylen	IM404
E-Board Long, transfer board wings black	33 cm 13"	75 cm 29.5"	0.5 cm 0.2"	Polyethylen	IM405

Washing Instructions
Transfer boards can be cleaned with soapy water or disinfectant.



Etac Butterfly

Etac Butterfly is a long, wide and stable transfer board. It has cut outs for positioning against the wheel of the wheelchair and non-slip pads on the underside, which allows for good positioning and help prevent sliding out of place. Etac Butterfly has a larger sitting and sliding area, which is helpful when the transfer needs to be made in short steps.

Etac Butterfly can be used with the special Butterfly GlideWing, which is mounted on the board. The glide wing slides along the board and provides additional slide function during the entire transfer.



max 250 kg
max 550 lbs

Intended Use

- Transfer from bed to wheelchair / shower chair
- Transfer in and out of the car
- Transfer between wheelchair, chair, toilet, shower chair, commode

Description	Width	Length	Specifications	Item no.
Butterfly, Transfer Board	32 cm 12.6"	66 cm 26"	Fiberglass	IM401
Butterfly, Glide Wing Large	40 cm 15.7"	31 cm 12.2"	Nylon & Polyester padding	IM4001
Butterfly, Glide Wing Extra Large	52 cm 20.5"	31 cm 12.2"	Nylon & Polyester padding	IM409

Board Washing Instructions

Can be cleaned with soapy water or disinfectant.



Glide Wing Washing Instructions

Wipe with soapy water or disinfectant, washed as described right. Do not use fabric softener or bleach.












Etac Dolphin

Etac Dolphin is a sturdy and stable transfer board uniquely designed for transfer to the toilet. The board has cut outs for positioning against the wheel of the wheelchair and non-slip pads on the underside, which allows good positioning and avoids sliding out of place. The cut out allows the user to remain on the board while on the toilet.



Intended Use


- Transfer from bed to wheelchair / shower chair
- Transfer in and out of the car
- Transfer between wheelchair, chair, toilet, shower chair, commode

Description	Width	Length	Specifications	Item no.
Dolphin Toilet Board		69 cm 27.2"	Fiberglass	IM409 
Board Washing Instructions Can be cleaned with soapy water or disinfectant.        				



 **etac**[®]
Creating Possibilities

“Everyone should be able to live a free and independent life and pursue their dreams regardless of any physical circumstances.”

 = Standard Stock Item