



# Vibe+

SMART WATCH WITH BUILT-IN GPS  
AND HEART RATE MONITOR

Quick Start Guide

## Step 1: Download the App

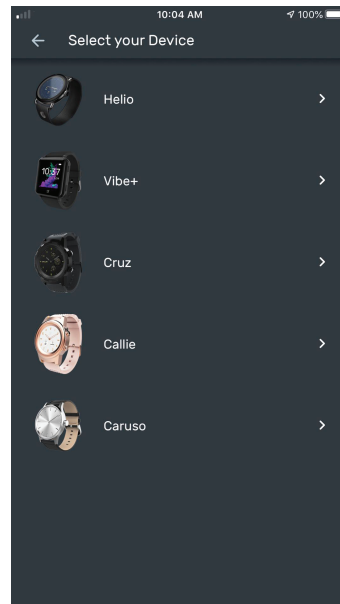


Download the 3+Pro App from the Apple App Store or Google Play Store

Login using an existing 3+Pro account  
or create a new account

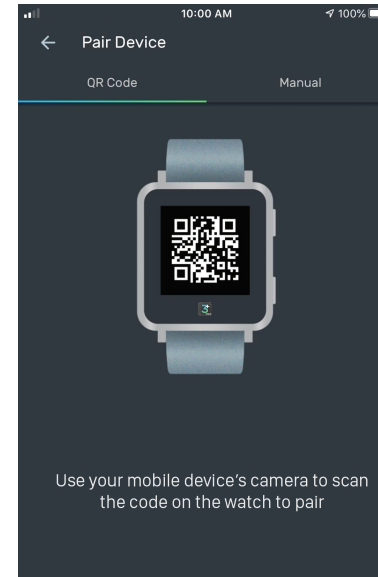
Make sure the app you download matches the  
same App logo above

## Step 2: Select your watch




Select the Vibe+ smart watch  
from the list of devices

## Step 3: Pair via QR Code



On the Vibe+, select your  
preferred language. Follow  
the instructions on the 3+  
Pro app to continue

## Step 4: Display the QR Code



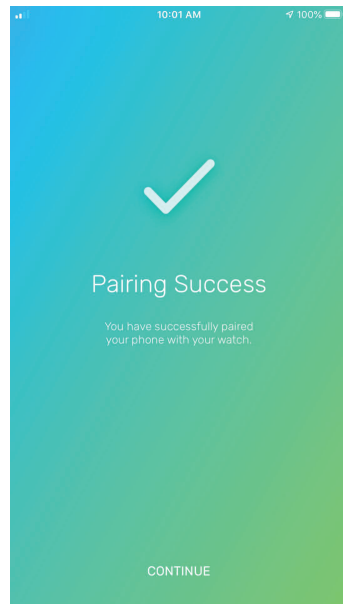
On the watch, swipe right  
to left until you see the QR  
Code. Tap Next in the app  
to continue

## Step 5: Scan the QR Code



Hold your phone's camera up to your watch's QR code and align it the view finder in the 3+Pro app

## Step 6: Pairing Success



A confirmation message will appear on the 3+Pro app and on the watch when it is successfully paired

## Step 7: Quick Tips



On the Vibe+ follow the on screen quick tips to learn how to navigate the watch

## Setup is Complete!

### Troubleshooting Tips

---

- Make sure the watch is fully charged before trying to set up
- If you can't pair using the QR Code method, follow the steps in the instruction manual to pair using the manual method
- If the app is having trouble connecting to the watch, check your phone's Bluetooth settings. Remove all other connected Bluetooth devices in the list then try to pair again.
- For more information about your watch, check out the instruction manual or visit us online at [www.3plususa.com](http://www.3plususa.com)

包材 (纸盒/吸塑类) (A)		包材 (箱/辅助类) (B)	
尺寸 (mm)	公差 (mm)	尺寸 (mm)	公差 (mm)
>150-300	±2	>300-800	±5
>100-150	±1.5	>200-300	±3
>50-100	±1	>100-200	±2
0-50	±0.5	0-100	±1

## 制作要求

折合尺寸 145x75mm

展开尺寸 145x375mm

材质 105g双铜，不过膜

工艺 正反面，4色印刷，风琴折页，含出血位

备注

### 技术要求：

1)材质工艺印刷要求：按图纸标注；

2)外观要求：无毛刺，去飞边，去利边；表面整洁均匀，无残缺、杂质、脏污、刮花、麻点等不良现象；

3)尺寸要求：“\*”为重要检测尺寸，参考上表公差 (A/B)；如有另标公差，按另标公差检测，剩余尺寸以不影响装配性能为合格；尺寸或者公差变动、更改或修改，请和我司工程师确认；

4)以行业标准件操作，有高型纸保证寿命（手柄位保证），注意不可轻易掉落，胶黏力保证；

5)参考3D设计，以行业标准件操作，适配产品；

6)产品符合ROHS标准要求。

变更历史	变更原因	变更者	日期

**APPSCOMM**

本厂型号 L42A+ 3plus  
名称 快速指南  
材料 双铜纸

核准	徐兰枫	日期	2020/3/13
审核	黄清弟	日期	2020/3/13
制图	伍剑茂	日期	2020/3/13

PROJECTION



UNITS单位 mm  
SCALE比例 1:1

未注公差按照尺寸公差表管控

V-A

第1页