

Dell OptiPlex 7010

Setup and Features Information

About Warnings

 **WARNING:** A WARNING indicates a potential for property damage, personal injury, or death.

Mini-Tower — Front and Back View

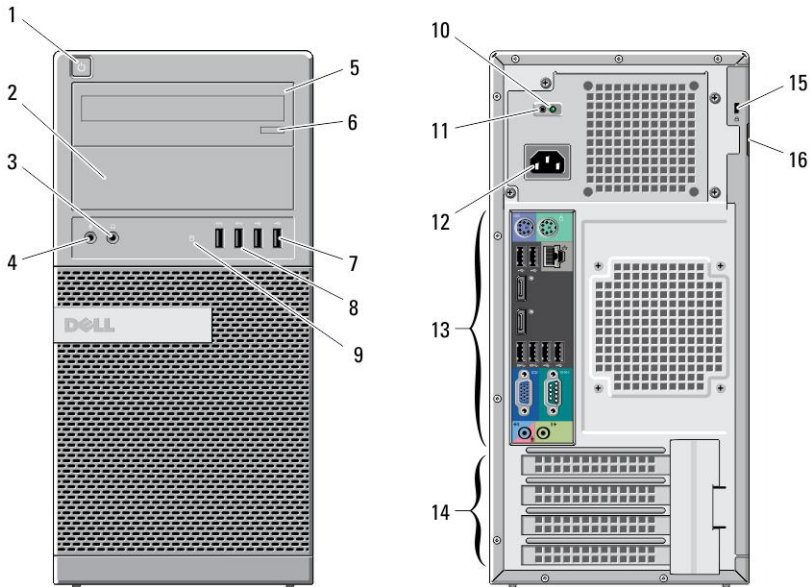


Figure 1. Front and Back View Of Mini-Tower

- | | |
|---------------------------------|-----------------------------------|
| 1. power button, power light | 6. optical-drive eject button |
| 2. optical-drive bay (optional) | 7. USB 2.0 connectors (2) |
| 3. headphone connector | 8. USB 3.0 connectors (2) |
| 4. microphone connector | 9. drive activity light |
| 5. optical drive (optional) | 10. power supply diagnostic light |



0H06KJA00

Regulatory Model: D05D, D09M, D03S, D01U
Regulatory Type: D05D002, D09M003,
D03S002, D01U003
2011 - 12

- 11. power supply diagnostic button
- 12. power connector
- 13. back panel connectors
- 14. expansion-card slots (4)
- 15. security-cable slot
- 16. padlock ring

Desktop — Front and Back View

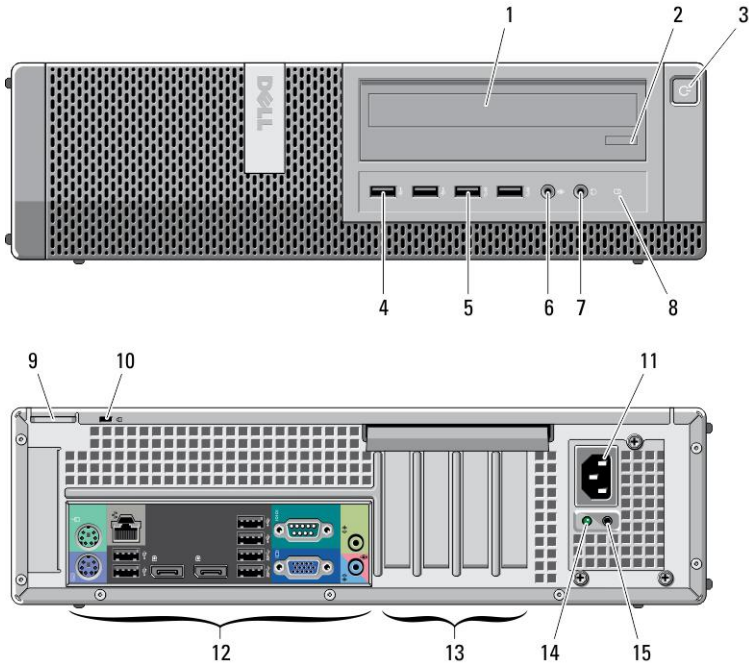


Figure 2. Front and Back View Of Desktop

- 1. optical drive
- 2. optical-drive eject button
- 3. power button, power light
- 4. USB 2.0 connectors (2)
- 5. USB 3.0 connectors (2)
- 6. microphone connector
- 7. headphone connector
- 8. drive activity light
- 9. padlock ring
- 10. security-cable slot
- 11. power connector
- 12. back panel connectors
- 13. expansion-card slots (4)
- 14. power supply diagnostic light

15. power supply diagnostic button

Mini-Tower and Desktop — Back Panel View

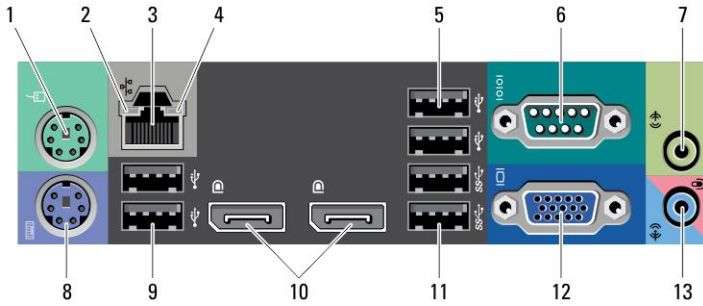


Figure 3. Back Panel View of Mini-Tower And Desktop

- | | |
|---------------------------------|----------------------------------|
| 1. mouse connector | 8. keyboard connector |
| 2. network link integrity light | 9. USB 2.0 connectors (2) |
| 3. network connector | 10. DisplayPort connectors (2) |
| 4. network activity light | 11. USB 3.0 connectors (2) |
| 5. USB 2.0 connectors (2) | 12. VGA connector |
| 6. serial connector | 13. line-in/microphone connector |
| 7. line-out connector | |

Small Form Factor — Front and Back View

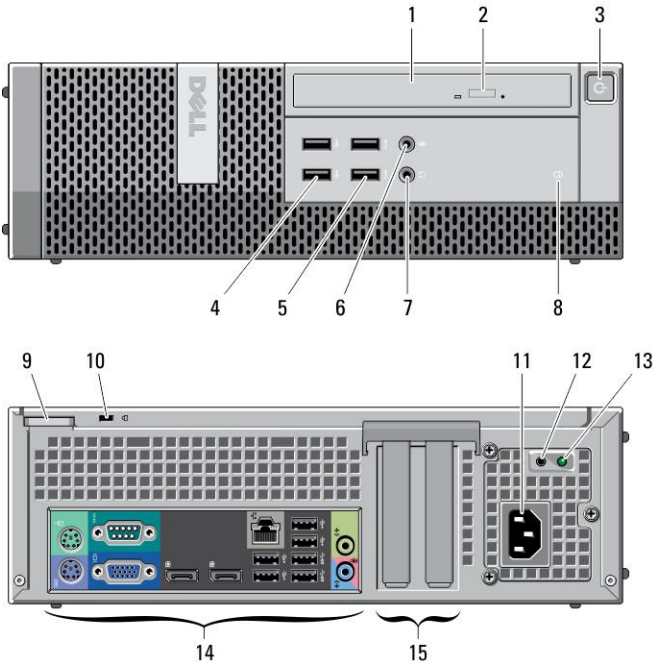


Figure 4. Front and Back View Of Small Form Factor

- | | |
|-------------------------------|------------------------------------|
| 1. optical drive | 9. padlock ring |
| 2. optical-drive eject button | 10. security-cable slot |
| 3. power button, power light | 11. power connector |
| 4. USB 2.0 connectors (2) | 12. power supply diagnostic button |
| 5. USB 3.0 connectors (2) | 13. power supply diagnostic light |
| 6. microphone connector | 14. back panel connectors |
| 7. headphone connector | 15. expansion-card slots (2) |
| 8. drive activity light | |

Small Form Factor — Back Panel View

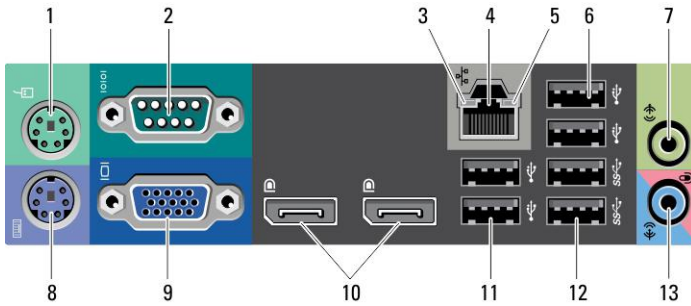


Figure 5. Back Panel View Of Small Form Factor

- | | |
|---------------------------|----------------------------------|
| 1. mouse connector | 8. keyboard connector |
| 2. serial connector | 9. VGA connector |
| 3. link integrity light | 10. DisplayPort connectors (2) |
| 4. network connector | 11. USB 2.0 connectors (2) |
| 5. network activity light | 12. USB 3.0 connectors (2) |
| 6. USB 2.0 connectors (2) | 13. line-in/microphone connector |
| 7. line-out connector | |

Ultra Small Form Factor — Front and Back View

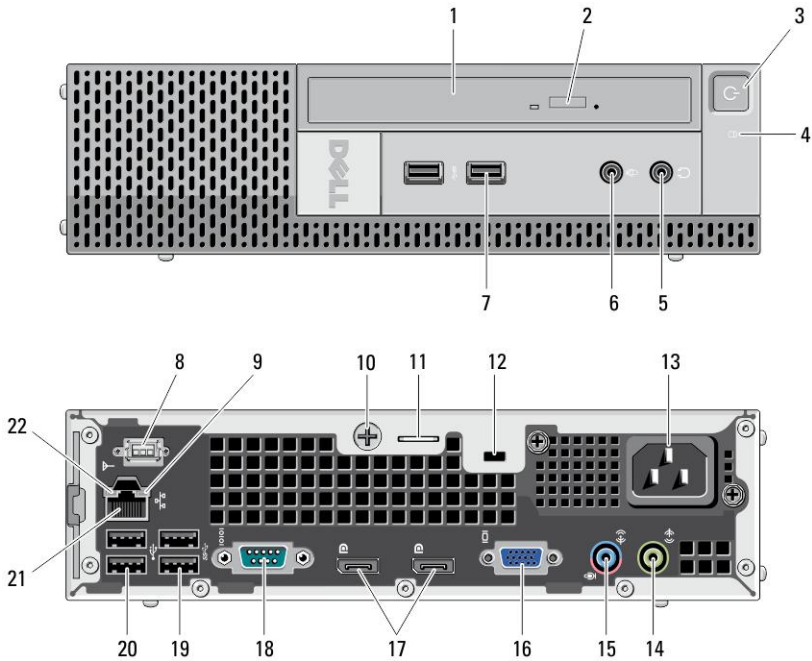


Figure 6. Front and Back View Of Ultra Small Form Factor

- | | |
|-------------------------------|----------------------------------|
| 1. optical drive | 13. power connector |
| 2. optical-drive eject button | 14. line-out connector |
| 3. power button, power light | 15. line-in/microphone connector |
| 4. drive activity light | 16. VGA connector |
| 5. headphone connector | 17. DisplayPort connectors (2) |
| 6. microphone connector | 18. serial connector |
| 7. USB 3.0 connectors (2) | 19. USB 3.0 connectors (2) |
| 8. Wi-Fi antenna (optional) | 20. USB 2.0 connectors (2) |
| 9. network activity light | 21. network connector |
| 10. captive thumbscrew | 22. link integrity light |
| 11. padlock ring | |
| 12. security-cable slot | |

Quick Setup



WARNING: Before you begin any of the procedures in this section, read the safety information that shipped with your computer. For additional best practices information, see www.dell.com/regulatory_compliance.



NOTE: Some devices may not be included if you did not order them.

1. Connect the monitor using only one of the following cables:

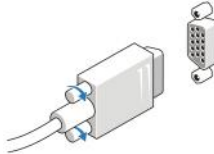


Figure 7. VGA Adapter

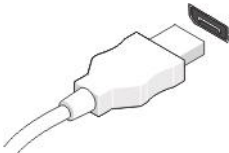


Figure 8. DisplayPort Cable

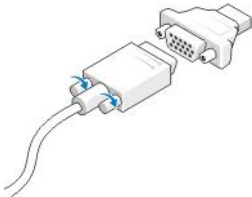


Figure 9. VGA To DisplayPort Adapter

2. Connect the USB keyboard or mouse (optional).




Figure 10. USB Connection

3. Connect the network cable (optional).

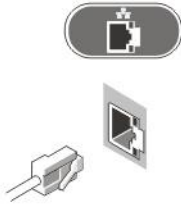


Figure 11. Network Connection

4. Connect the power cable(s).




Figure 12. Connecting Power

5. Press the power buttons on the monitor and the computer.




Figure 13. Turning On Power

Specifications

-  **NOTE:** Offerings may vary by region. The following specifications are only those required by law to ship with your computer. For more information regarding the configuration of your computer, click **Start** → **Help and Support** and select the option to view information about your computer.

Power	Mini-Tower	Desktop	Small Form Factor	Ultra Small Form Factor
Voltage	100 VAC to 240 VAC			
Coin-cell battery	3 V CR2032 lithium coin cell			
Wattage	275 W	250 W	240 W	200 W
Maximum heat dissipation	938.30 BTU/hr	853.00 BTU/hr	818.89 BTU/hr	682.40 BTU/hr

 **NOTE:** Heat dissipation is calculated by using the power supply wattage rating.

Physical	Mini-Tower	Desktop	Small Form Factor	Ultra Small Form Factor
Height	360 mm (14.17 inches)	360 mm (14.17 inches)	290 mm (11.42 inches)	237 mm (9.33 inches)
Width	175 mm (6.89 inches)	102 mm (4.02 inches)	93 mm (3.66 inches)	65 mm (2.56 inches)
Depth	417 mm (16.42 inches)	410 mm (16.14 inches)	312 mm (12.28 inches)	240 mm (9.44 inches)
Weight (minimum)	9.40 kg (20.72 lb)	7.90 kg (17.42 lb)	6.00 kg (13.22 lb)	3.30 kg (7.28 lb)

Environmental

Operating Temperature: 10 °C to 35 °C (50 °F to 95 °F)

Information para NOM (únicamente para México)

Voltaje de alimentación 100 V CA – 240 V CA
 Frecuencia 50 Hz / 60 Hz
 Consumo eléctrico 5,00 A / 4,40 A / 3,60 A / 2,90 A

Finding More Information and Resources

See the safety and regulatory documents that shipped with your computer and the regulatory compliance website at www.dell.com/regulatory_compliance for more information on:

- Safety best practices
- Regulatory certification
- Ergonomics

See www.dell.com for additional information on:

- Warranty
- Terms and Conditions (U.S. only)
- End User License Agreement

Additional information on your product is available at support.dell.com/manuals.

Information in this publication is subject to change without notice.

© 2011 Dell Inc. All rights reserved.

Reproduction of these materials in any manner whatsoever without the written permission of Dell Inc. is strictly forbidden.

Trademarks used in this text: Dell™, the DELL logo, Dell Precision™, Precision ON™, ExpressCharge™, Latitude™, Latitude ON™, OptiPlex™, Vostro™, and Wi-Fi Catcher™ are trademarks of Dell Inc. Intel®, Pentium®, Xeon®, Core™, Atom™, Centrino®, and Celeron® are registered trademarks or trademarks of Intel Corporation in the U.S. and other countries. AMD® is a registered trademark and AMD Opteron™, AMD Phenom™, AMD Sempron™, AMD Athlon™, ATI Radeon™, and ATI FirePro™ are trademarks of Advanced Micro Devices, Inc. Microsoft®, Windows®, MS-DOS®, Windows Vista®, the Windows Vista start button, and Office Outlook® are either trademarks or registered trademarks of Microsoft Corporation in the United States and/or other countries. Blu-ray Disc™ is a trademark owned by the Blu-ray Disc Association (BDA) and licensed for use on discs and players. The Bluetooth® word mark is a registered trademark and owned by the Bluetooth® SIG, Inc. and any use of such mark by Dell Inc. is under license. Wi-Fi® is a registered trademark of Wireless Ethernet Compatibility Alliance, Inc.

Other trademarks and trade names may be used in this publication to refer to either the entities claiming the marks and names or their products, Dell Inc. disclaims any proprietary interest in trademarks and trade names other than its own.