

XCam™ II Battery Pack

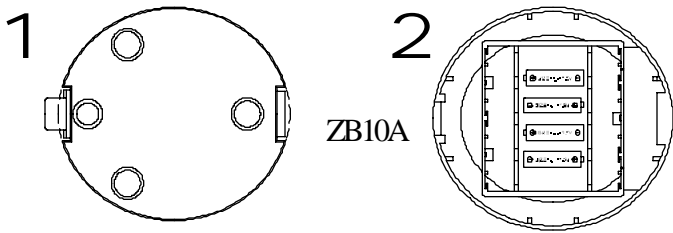
Model ZB11A

Includes ZB10A battery pack and ZA10A adapter

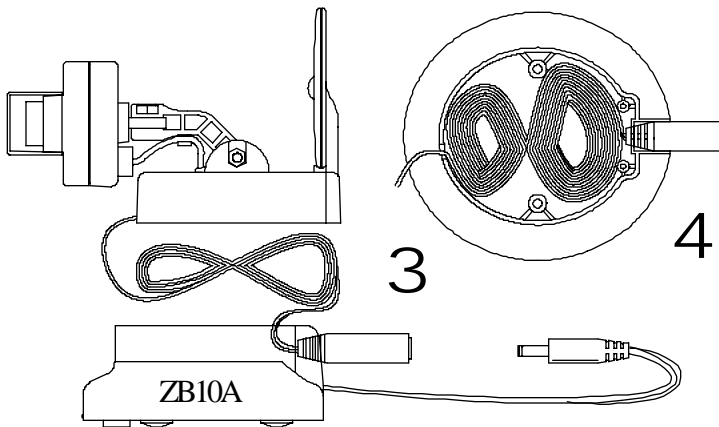
- Turns your XCam II into a PartyCam™
- Lets you take your XCam II anywhere.
- Uses four AA alkaline batteries.
- Lasts for up to four hours.

XCam II Wireless cameras are normally powered from a small plug-in AC power supply. But with the new ZB10A battery Pack you can now take your XCam II anywhere. Use it at parties, barbecues, or anywhere you like. The battery pack accepts 4 AA alkaline batteries to give you 4 hours of fun.

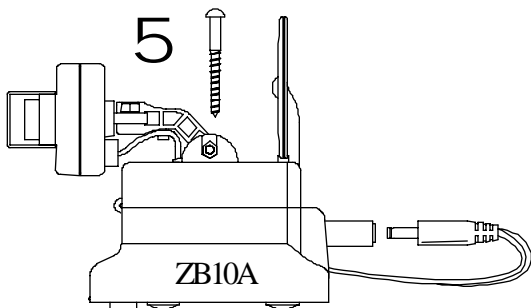
1. Open the lid on the base of the ZB10A battery pack.
2. Insert four AA alkaline batteries. Observe polarity.



3. Pass the jack from the camera through the hole in the battery pack.
4. Coil the wire neatly inside, avoiding the screw bosses.



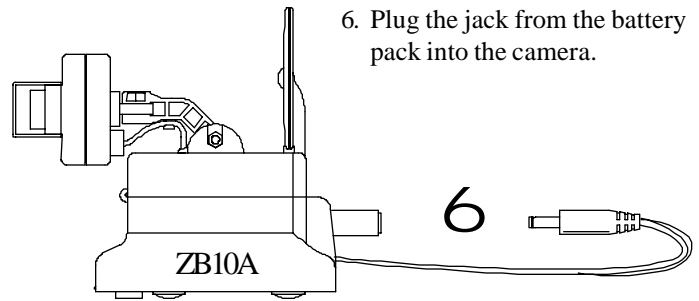
5. Screw the camera onto the battery pack, taking care not to trap any wire.



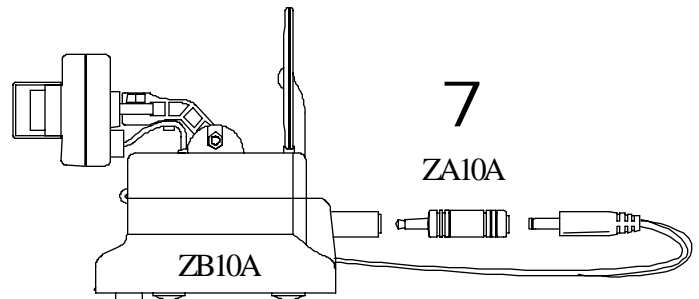
For help or more information on setup, please visit: www.x10.com/support

www.x10.com®

6. Plug the jack from the battery pack into the camera.



7. If the plug on your model of camera does not fit in the jack on the ZB10A battery pack, plug the camera into the ZA10A adapter (included) and then plug the adapter into the battery pack.



8. Turn the switch on the side of the ZB10A on. Turn off when not in use (4 hour battery life). Refer to the setup and operating instructions that came with the XCam II camera system for camera setup and operation.

LIMITED 1-YEAR WARRANTY

X10.com, a division of X10 Wireless Technology, Inc. (X10) warrants X10 products to be free from defective material and workmanship for a period of one (1) year from the original date of purchase at retail. X10 agrees to repair or replace, at its sole discretion, a defective X10 product if returned to X10 within the warranty period and with proof of purchase.

If service is required under this warranty:

1. Call 1-800-675-3044 or visit www.x10.com, or e-mail sales@x10.com to obtain a Return Merchandise Authorization (RMA) number.
2. Return the defective unit postage prepaid to X10 (see address on back).
3. Enclose a check for \$4.00 to cover postage and handling.
4. Enclose a dated proof of purchase.
5. X10 is not responsible for shipping damage. Units to be returned should be packed carefully.

Please visit www.x10.com/warranty

to complete your on-line warranty registration. Thank you.

ZB11A-09/01