



Digital Force Gauge

DFS II / DFS II-R / DFS II-R-ND Series

» Operating Modes

- Normal
- Peak

» Advanced Functions

- Load Limits
- Pass/Fail Limits
- Load Averaging
- Load Comparison
- Break Detection
- Contact Closure
- Embedded SPC (Mean, CV, Std, Dev, %Diff)
- Analog, Digital and Mitutoyo Outputs
- Display & Output Filtering
- Overload History

» Integral Load Cell

- Better than 0.1% FS Accuracy
- Mechanical Overload Protection to 150% FS

» Remote Load Cell

- Dedicated with better than 0.1% accuracy
- Non-Dedicated 0.25%
- Torque 0.3%

» Bluetooth® Communications

- RS232 and USB connections are also included

» Simple User Interface

- High Resolution Color LCD Display
- Menus and Prompts Guide Operation
- Dynamic Function Keys
- Automatic Shutdown

» Multiple Language Interfaces

- English
- Spanish
- French
- German
- Portuguese
- Chinese

» NIST Calibration with Data

» 1 Year Warranty



The Chatillon® DFS II Series offers the best price performance of any digital force gauge available today. This compact, easy-to-use force gauge is designed for basic and complex applications. Ideal for handheld or test stand applications, the DFS II may be equipped with integral loadcells or smart remote sensors for load measurement or torque measurement. Measurement accuracy is better than 0.1% full scale in integral load cell or dedicated remote models. A large, easy-to-read, high resolution, full color dot matrix LCD display supports a variety of standard gauge functions including normal and peak readings, high/low limits, setpoints, pass/fail results, statistical results, load averaging, load comparisons, % and sharp break detection, loadcell actuation and direction. Loads are displayed in ozf, gf, lbf, kgf and N units. The display can be inverted and displayed results may be "hidden" from the operator. The DFS II offers password protection for gauge set ups.

The DFS II now also includes multiple language interfaces. The DFS II is able to change the display language from English to Spanish, French, German, Portuguese, and Chinese. The user can view the screen in color and a local language.

The DFS II gauge comes standard with an RS232 cable, carrying case, battery adapter/charger, testing accessories and NIST Certificate of Calibration with data. The DFS II is supplied standard with Bluetooth® capability for communications with the gauge. RS232 and USB communication capabilities are also onboard.

Easy-to-Read Display

A large, easy-to-read full color LCD can display readings, icons and visually indicate gauge or test status using various colors. The high resolution display features brightness adjustments and can be inverted when required. The display can even be “hidden” at the press of a button. A load bargraph indicating load direction, measured load and safe load and helps prevent overloads: the load bar changes from green to red to indicate proximity to load cell capacity. The integral loadcells feature mechanical overload protection at 150% Full Scale.

Single Touch Operation

The rubber keypad features dedicated and dynamic function keys. The function keys correspond to displayed options and guide the user during operation. A navigation pod lets you navigate through the menus and to scroll and change values quickly. The innovative “i” key can be used to display critical information on the gauge such as gauge capacity and resolution, battery life remaining, loadcell overload history, even service information including last calibration date, or the location of service centers.

Dependable Measurements

The DFS II Series features an integral loadcell sensor that delivers repeatable, accurate results. The innovative load bargraph shows dynamic load, direction of load and warns you of pending overload conditions including by changing from green, to yellow, then red. Smart technology in the gauge even keeps track of overload history to aide in maintenance and troubleshooting.

Break Detection

Break detection is provided and two types of breaks are supported. A sharp break can be used to detect whenever the load measurement drops 5% from a peak load. Alternatively, you may override the sharp break and setup the gauge with a % break detector. The % break detector allows you to set the drop percentage that is used to define a break. This type of break is useful on samples with high elastic characteristics.

Contact Closure

The DFS II Series may be used to detect a contact break. Using a jumper on Pins 8 and 10, the gauge will detect when a contact is “opened” and freeze the display reading showing the force required to break the contact.



Load Averaging

Two methods of load averaging are standard with your DFS II. Load averaging is useful to determining load characteristics of long test periods or for samples with characteristically noisy load readings.

Load Method

This method allows you to define a load threshold. The gauge will begin taking readings once the load threshold has been reached and will continue to take and average readings until the measured load falls below the threshold value.

Time Method

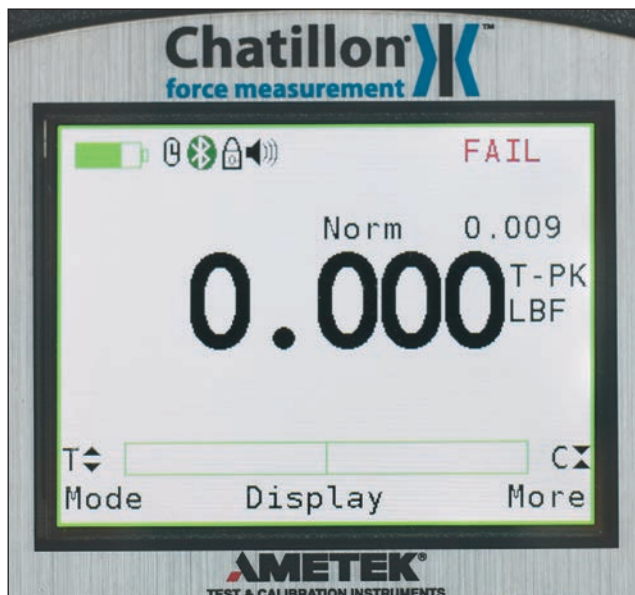
The Time method allows you to establish your load averaging based on a load threshold and time duration. The load threshold determines the start of the averaging, while the time duration defines the length of the test period. The gauge will begin taking readings when the threshold is reached and will continue to take and average readings until the time duration has expired.

Comprehensive Results

The DFS II Series supplies you with comprehensive results that are easy to view and understand.

The gauge displays:

- Measured Result with Units
- Operating Mode
- Pass-Fail Result
- High and Low Load Results
- Saved Results
- Statistical Calculations; Average with MIN and MAX Results, Cv with Average and Standard Deviation, % Differentiation between Successive Results, Standard Deviation, Graphical representation of saved results



Outputs

The DFS II Series comes standard with digital and analog outputs. RS232 outputs are supported with baud rates from 9600 to 115,600. Simply select the baud rate whether or not you want to gauge to transmit with or without units. You may select the Mitutoyo output when communicating with a Mitutoyo device. Or, you may use the $\pm 2V$ analog output to drive alarms or other ancillary devices.

The DFS II also communicates through the USB connection using digital protocols. If you want to operate without cables, the DFS II is also supplied standard with Bluetooth® capability making it easy to get results without a cable. The DFS II is supplied standard with standard Chatillon protocol and will work with existing test stands. The gauge also supports Mitutoyo and Alternate protocols.

Filtering

You may filter the display and peak readings with the DFS II Series. The default display rate is 10Hz, however, this may be lowered to 4Hz to accommodate noisy signals.

The peak sample rate may be specified as 10Khz, 1Khz or 10Hz to suit specific application needs. A simple menu structure is used to specify filter rates.

Test Stand Compatibility

The DFS II Series has a universal mounting backplate that enables you to fit the gauge to commonly used Chatillon force testers including the MT Series and LTCM Series testers.



Calibrate and Verify Status

The DFS II Series incorporates flash memory and hosts a set of self-diagnostic functions for monitoring the display, keypad and electronics. Using the "i" key, you have immediate access to battery conditions, including estimated battery life remaining. You can also view loadcell status, including the number of overloads that have been applied to the gauge. Zero offset verification is standard and a step-by-step calibration procedure is built-in allowing you to calibrate your DFS II gauge with certified standards.

Automate with Nexygen DF Software

Your DFS II can make use of our Nexygen DF software for gauge applications. With Nexygen software, you can perform tests and graph results automatically using a personal computer. Load results may be shown graphically versus time. Tabular results are displayed and can be used to create relationships, queries or used to produce reports. You can format the display to match your requirements and establish pre- and post-test questions that require the operator to answer questions based on the test setup. Setup is easy too. Menus, radio buttons and prompts guide you through instrument and test setup. Since Nexygen DF software is OLE2 compatible, information can be exchanged transparently with Microsoft Word, Excel, Access, PowerPoint and Outlook.





Dedicated SLC Remote Load Cells

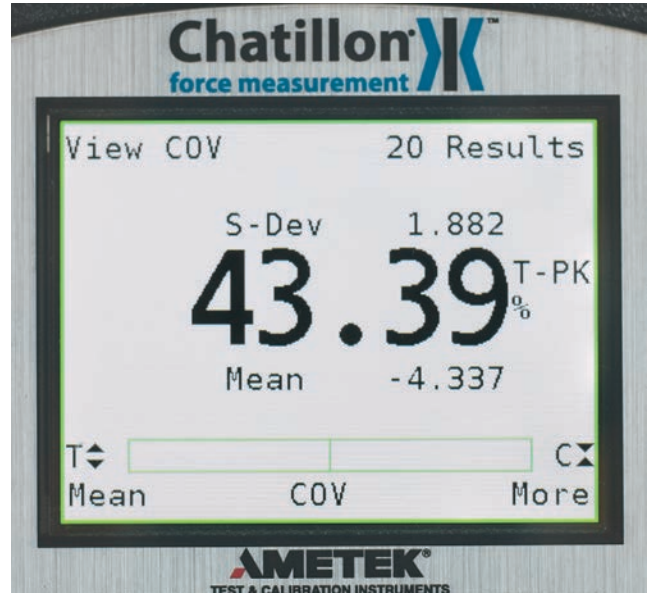
The DFS II Series with dedicated remote load cells is the ideal solution for applications that require a measurement where there is no room for the gauge. The gauge may be handheld or remotely mounted and the load cell may be placed right where it needs to be to take the reading. This is the answer if one load cell will address all of the testing needs or if multiple gauges will be used. The user can have the DFS II Series gauge where it needs to be so that a reading may be easily taken or so that it is not interfering with the test being performed. The gauge will operate the same as if it were an integral load cell and all functions will operate normally.

Accuracy of the Dedicated Remote Models

If the dedicated remote load cell is chosen, the accuracy in the ranges of the standard integral load cells applies. The load cell is dedicated to that model and may be calibrated specifically for that gauge. These units carry an accuracy of $\pm 0.10\%$ of full scale: a highly accurate device.

Non-Dedicated SLC Remote Load Cells

If you need flexibility in your applications, the DFS II Series with non-dedicated remote load cells is the answer. As is the case with the dedicated load cells, the gauge may be handheld or remotely mounted and the load cell may be placed right where it needs to be to take the reading. However, this configuration also gives the user the flexibility of having interchangeable load cells that may be used with a single gauge.



This is the unit to select if there is a need for multiple ranges of measurements required: one unit can do it all. It is also more economical to purchase the DFS II-R-ND with SLC load cells than purchasing several individual gauges for the different range applications. The SLC load cells for the non-dedicated models are also available in higher ranges, to 10,000 lbf, allowing for a wider range of applications. The gauge will operate the same as if it were an integral load cell and all functions will operate normally.

Accuracy of the Non-Dedicated Models

There is a small price to pay for the additional range and economical flexibility of having non-dedicated remote load cells. If the non-dedicated remote load cell is chosen, the load cell is not dedicated to that model so the calibration is such that it allows for some variance when connected to different gauges. These units carry an accuracy of $\pm 0.25\%$ of full scale for standard ranges and $\pm 0.50\%$ of full scale for the extended ranges making this an accurate tool given the flexibility.





Non-Dedicated STS Remote Torque Sensors

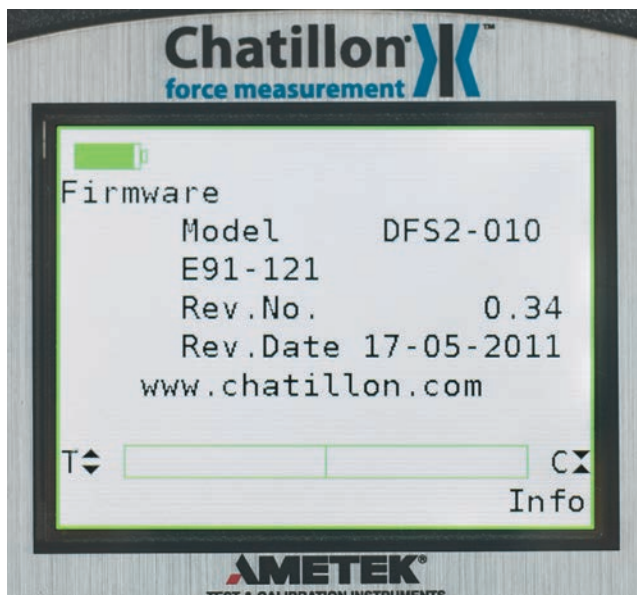
In addition to the force measurement capability of the DFS II Series with non-dedicated remote load cells, Chatillon also offers the STS Series of remote torque sensors. When combined with the DFS II-R-ND Series, these rugged and accurate sensors turn your force gauge into a torque measurement device: no need to purchase another gauge. As is the case with the dedicated load cells, the gauge may be handheld or remotely mounted and the torque sensor may be manipulated to take the reading. This configuration also gives the user the flexibility of having force and torque measurement in a single gauge. This is the unit to select for maximum flexibility: one unit and interchangeable sensors can do it all. The STS series of torque sensors is available in ranges from 3 in-lb to 200 in-lb. The gauge will operate the same as if it were an integral load cell and all functions will operate normally.

Accuracy of the STS Remote Torque Sensors

There is a small price to pay for the additional range and economical flexibility of having non-dedicated remote torque sensors. If the non-dedicated remote torque sensor is chosen the torque sensor is not dedicated to that model so the calibration is such that it allows for some variance when connected to different gauges. These units carry an accuracy of $\pm 0.30\%$ of full scale for standard ranges making this an accurate tool given the flexibility.

Supplied Ready-To-Go

Regardless of the configuration ordered, your DFS II Series is supplied ready-to-go. The gauge and accessories are supplied in a durable carrying case that is designed for all components including adapters, load cells, software, and battery charger. The units are delivered with a long life NiMH battery cell that is rechargeable. The charger supplied is a universal charger: no need for adapters for different power supplies. The complement of adapters is comprehensive and includes a hook, compression tip, extension rod, pointed tip, chisel tip, and a notch tip: everything that you need to get started. And, the DFS II Series is designed to mount directly, or with an available kit, on Chatillon manual and motorized test stands.





Accessories

Part No.	Description	DFS II	DFS-R II
SPK-FMG-008A	Chisel Point, 110 lbf	■	■
SPK-FMG-008B	Chisel Point, 550 lbf	■	■
SPK-FMG-009A	Point Adapter, 110 lbf	■	■
SPK-FMG-009B	Point Adapter, 550 lbf	■	■
SPK-FMG-010A	Notch Adapter, 110 lbf	■	■
SPK-FMG-010B	Notch Adapter, 550 lbf	■	■
SPK-FMG-011A	Flat Adapter, 110 lbf	■	■
SPK-FMG-011B	Flat Adapter, 550 lbf	■	■
SPK-FMG-012A	Hook, 50 lbf	■	■
SPK-FMG-012B	Hook, 110 lbf	■	■
SPK-FMG-012C	Hook, 550 lbf	■	■
SPK-FMG-013A	Extension Rod, 6" (152mm), #10-32	■	■
SPK-FMG-013B	Extension Rod, 6" (152mm), 5/16-18	■	■
SPK-DF2-UNIV	Battery Charger, Universal	■	■
SPK-DF-118	Carrying Case	■	■
P-10020	#10-32 to 5/16-18 Adapter	•	•
SPK-DF-HANDLE	Handle Assembly	•	•
SPK-DF-RS232	RS232 Cable, 10' (3m)	■	■
SPK-FMG-141	Pistol Grip	•	•
ML3867	Swivel Hook, 50 lbf	•	•
ML3850	Swivel Hook, 110 lbf	•	•
ML3869	Swivel Hook, 225 lbf	•	•
ML3868	Swivel Hook, 550 lbf	•	•
NC002500	Hook, Latch	•	•
NC003164-D	TCD WEDGE Software	■	■
SPK-FMG-USB	USB Cable and SPK-DFS2-BTA USB Bluetooth® Dongle for use with PC	•	•

Ordering

DFS II Series

Model	ozf	lbf	gf	kgf	N
DFS2-250G	8 x 0.002	0.5 x 0.0001	250 x 0.05	1 x 0.0001	2.5 x 0.0005
DFS2-002	32 x 0.005	2 x 0.0002	1000 x 0.1	1 x 0.0001	10 x 0.001
DFS2-010	160 x 0.02	10 x 0.001	5000 x 0.5	5 x 0.0005	50 x 0.005
DFS2-025	400 x 0.05	25 x 0.002	10000 x 1	10 x 0.001	100 x 0.01
DFS2-050	800 x 0.1	50 x 0.005	25000 x 2	25 x 0.002	250 x 0.02
DFS2-100	1600 x 0.2	100 x 0.01	50000 x 5	50 x 0.005	500 x 0.05
DFS2-200	-	200 x 0.02	-	100 x 0.01	1000 x 0.1
DFS2-500	-	500 x 0.05	-	250 x 0.02	2500 x 0.2

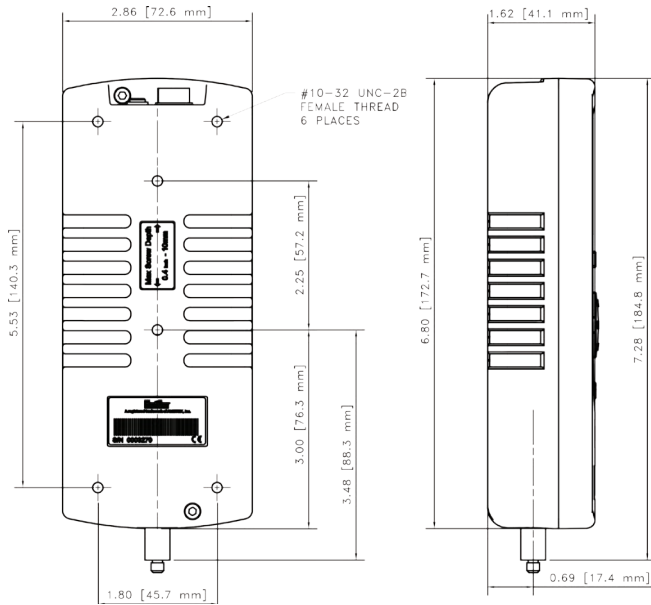
Model	ozf	lbf	gf	kgf	N
DFS2-R-250G	8 x 0.002	0.5 x 0.0001	250 x 0.05	1 x 0.0001	2.5 x 0.0005
DFS2-R-002	32 x 0.005	2 x 0.0002	1000 x 0.1	1 x 0.0001	10 x 0.001
DFS2-R-010	160 x 0.02	10 x 0.001	5000 x 0.5	5 x 0.0005	50 x 0.005
DFS2-R-025	400 x 0.05	25 x 0.002	10000 x 1	10 x 0.001	100 x 0.01
DFS2-R-050	800 x 0.1	50 x 0.005	25000 x 2	25 x 0.002	250 x 0.02
DFS2-R-100	1600 x 0.2	100 x 0.01	50000 x 5	50 x 0.005	500 x 0.05
DFS2-R-200	-	200 x 0.02	-	100 x 0.01	1000 x 0.1
DFS2-R-500	-	500 x 0.05	-	250 x 0.02	2500 x 0.2
DFS-R-1000	-	1000 x 0.01	-	500 x 0.05	5000 x 0.2

Model	ozf	lbf	gf	kgf	N
DFS2-R-ND	-	-	-	-	-

Note: This is the gauge body only without sensors. Order SLC Series load cells and STS Series torque sensors separately. For sensors specification information, see the respective specification sheets.



Dimensions - DFS II Series



Specifications

Accuracy:	±0.1% of Full Scale
Maximum Overload:	150% of Rated Capacity
Tare Capacity:	10% of Rated Capacity
Resolution:	10,000:1
Peak Capture Rate:	10,000 Hz
Data Sampling:	10 KHz
Display Update Rate:	10 Hz
Data Save:	Up to 100 Results
Power:	Battery (Nickel Metal Hydride) or direct AC 120/230Vac
Battery Life:	With Dimming ON and Bluetooth OFF: 20 Hours With dimming OFF and Bluetooth OFF: 16 Hours With dimming ON and Bluetooth ON: 16 Hours With dimming OFF and Bluetooth ON: 12 Hours
Operating Temperature:	40°F to 110°F (5°C to 45°C)
Instrument Weight:	1.5 lbs (0.7 kg)
Shipping Weight:	4 lbs (2 kg)



AMETEK Test & Calibration Instruments

A business unit of AMETEK Measurement & Calibration Technologies offering the following industry leading brands for test and calibration instrumentation.

Chatillon Force Measurement

Chatillon has been a hallmark in the industry since 1835. The hand held gauges and motorized testers have earned their reputation for quality, reliability and accuracy and they represent the de facto standard for force measurement.

Lloyd Instruments

Materials Testing Solutions

Materials testing machines and software from Lloyd Instruments guarantee the highest level of performance and capability for production testing, quality control, laboratory testing, research and education to provide expert materials testing solutions.

Davenport Polymer Test Equipment

Allows critical polymer parameters to be determined, including melt flow index and melt flow rate, intrinsic viscosity (IV) measurement of moisture-sensitive PET polymers and polymer density measurement.

Texture Analysers

The comprehensive program provides the platform to perform rapid, general food testing and detailed texture analysis on a diverse range of foods.

Newage Testing Instruments

Newage offers a comprehensive range of hardness testers, durometers, optical systems and software for measurement, data acquisition and analysis.

JOFRA Calibration Instruments

The inventor of the portable high precision dry-block temperature calibrators. The calibration instruments program also covers precision thermometers and temperature baths, temperature sensors hand held instruments for pressure calibration and process signal calibrators for easy control loop calibration, measurements and simulation.

M&G Pressure Testers & Pumps

Pneumatic floating-ball or hydraulic piston dead weight testers with accuracies to 0.015% of reading.