

How to Change the Hysteresis Setting on Thermotec Inverter Heat Pumps

Overview

On the Thermotec Inverter heat pumps, the default variance between the temperature set point and when the heat pump turns on and off is +/- 1c

This means the temperature will go 1c above and below the set point

In some applications, eg koi ponds more accurate temperature control is required.

This guide shows you how to change the hysteresis to +/- 0.5c

ie if the desired temperature is set to 15c, the heat pump will turn on when the temperature falls to 14.5c and turn off when it reaches 15.5c

Procedure

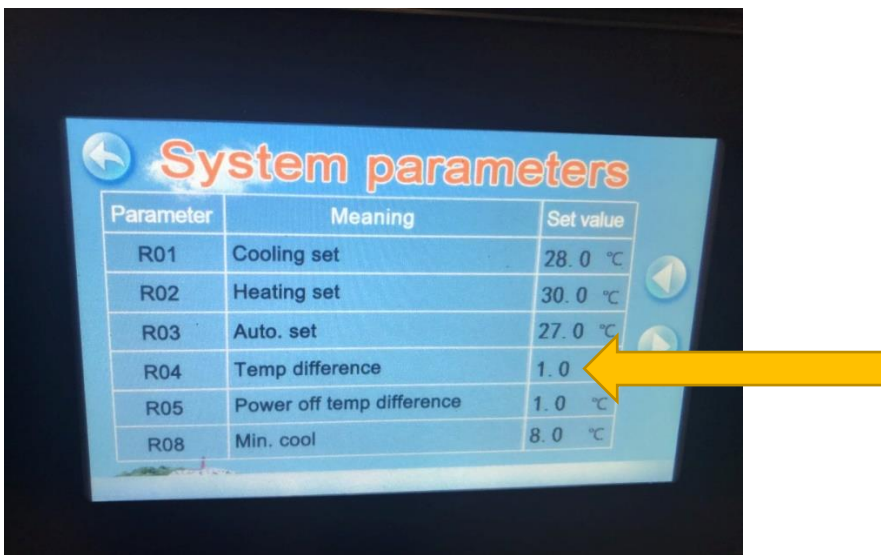
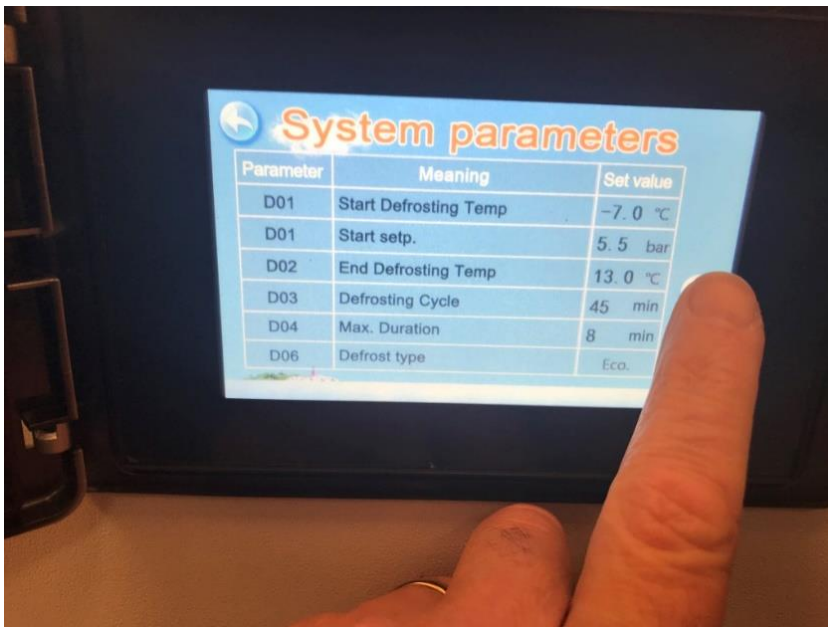
At the home screen, press on the cog icon



Enter the access code of **66**



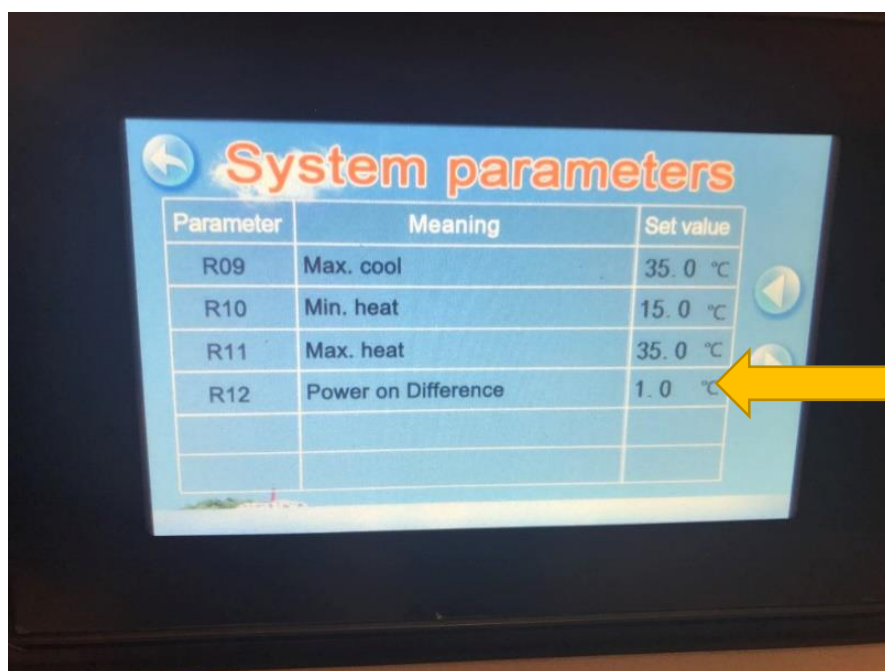
Press the right button to scroll through the parameters to parameter **R04**



Click on the value for **R04** which is normally on 1

Change the value from 1 to 0.5

Repeat for parameter **R12** and also change it from 1 to 0.5



HeatPumps4Pools 2019