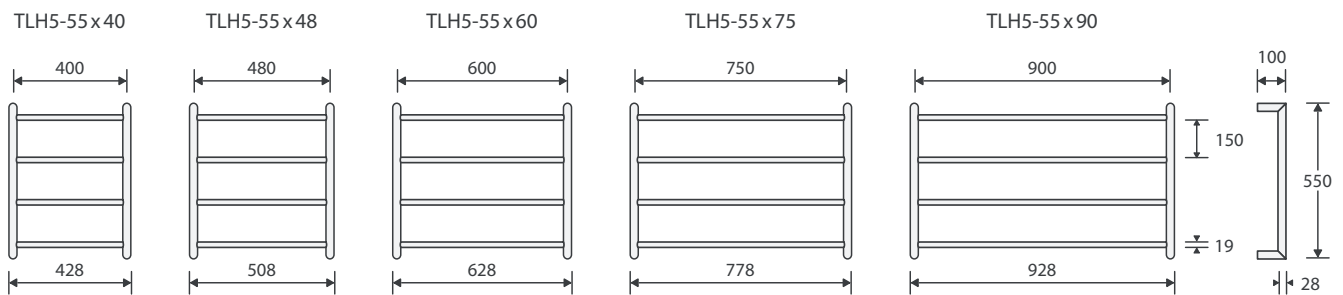


# Fluid 4

Heated & Non-Heated Towel Rails

## DETAILED DIMENSIONS



## VARIATIONS

Heated Version	Non-Heated Version	Height x Width	Rails	Wattage
TLH5-55x40	TLN5-55x40	550 x 428 mm	4	40 Watts
TLH5-55x48	TLN5-55x48	550 x 508 mm	4	40 Watts
TLH5-55x60	TLN5-55x60	550 x 628 mm	4	45 Watts
TLH5-55x75	TLN5-55x75	550 x 778 mm	4	50 Watts
TLH5-55x90	TLN5-55x90	550 x 928 mm	4	65 Watts

## STANDARD FINISHES

### Mirror Polished

Stainless Steel

RRP

### Brushed

Stainless Steel

+20%\*\*

### Matt Black

Powder coated

+40%\*\*

### Matt White

Powder coated




+40%\*\*

### Electroplated \*

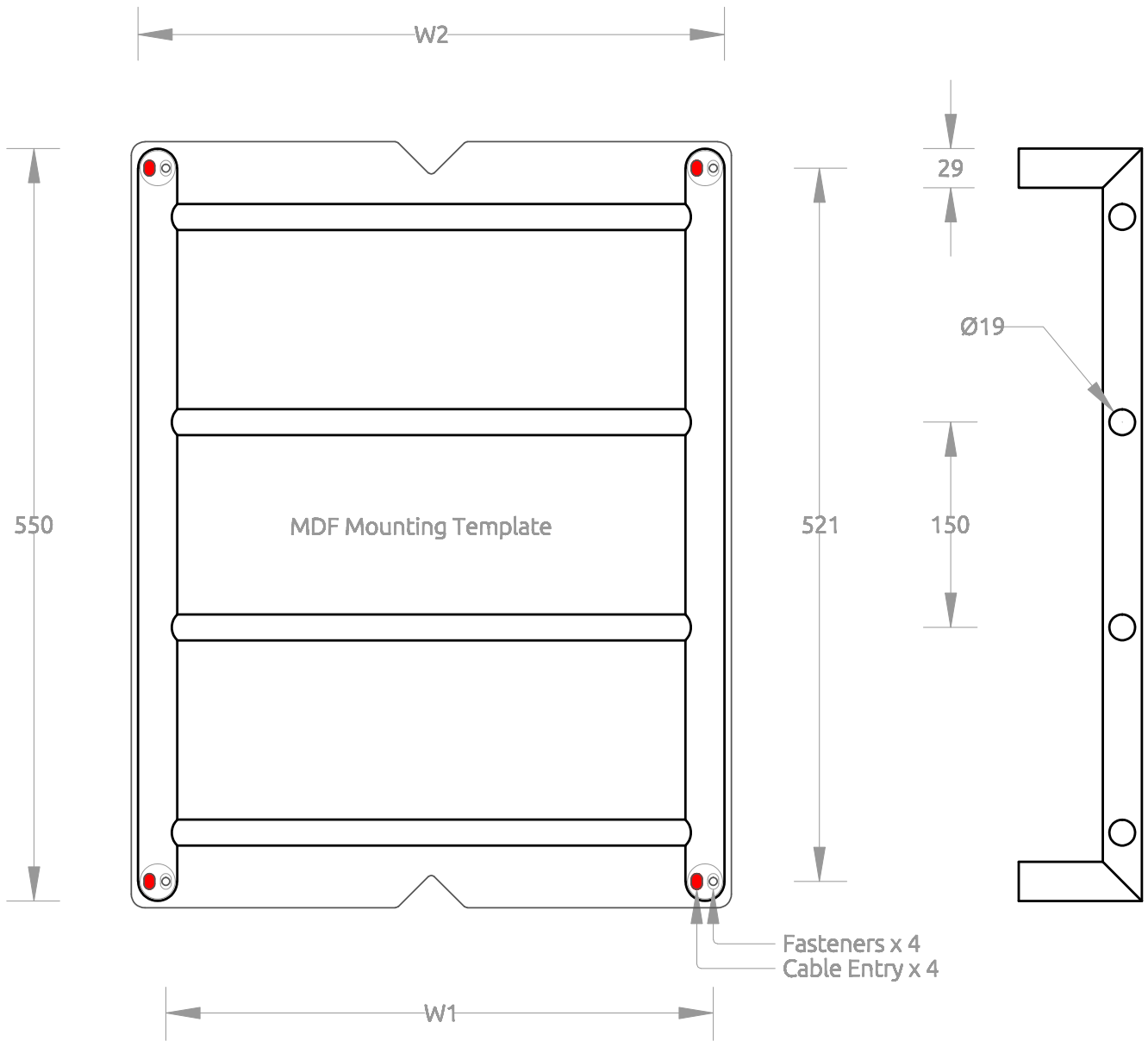
e.g. Graphite

+60% (Made to Order)

## SPECIFICATIONS

<p><b>Voltage</b> 240VAC / 50Hz</p> <hr/> <p><b>Material</b> Stainless Steel 304</p> <hr/> <p><b>Finish</b> Mirror Polished</p> <hr/> <p><b>IP Rating</b> IPX5</p>	<p>Standards <b>AS/NZ 60335.2.43</b></p> <hr/> <p><b>Electrical Connection</b> Concealed Wiring or Plug-in - any leg (No In-Wall Kit required)</p> <hr/> <p><b>Heating Method</b> Dry Internal Heating Element</p> <hr/> <p>Non-Heated version available</p>	<p><b>MADE IN AUSTRALIA</b> </p>
		<p><b>HEATING TIME 30 MINUTES</b> </p>
		<p><b>WARRANTY 10 YEAR</b> </p>

\* For electroplated finishes, please enquire (POA) \*\* Calculated on heated version



**VARIATIONS**

Heated Version	Non-Heated Version	W1 (Fixings)	W2 (Overall)
TLH5-55x40	TLN5-55x40	400mm	428mm
TLH5-55x48	TLN5-55x48	480mm	508mm
TLH5-55x60	TLN5-55x60	600mm	628mm
TLH5-55x75	TLN5-55x75	750mm	778mm
TLH5-55x90	TLN5-55x90	900mm	928mm