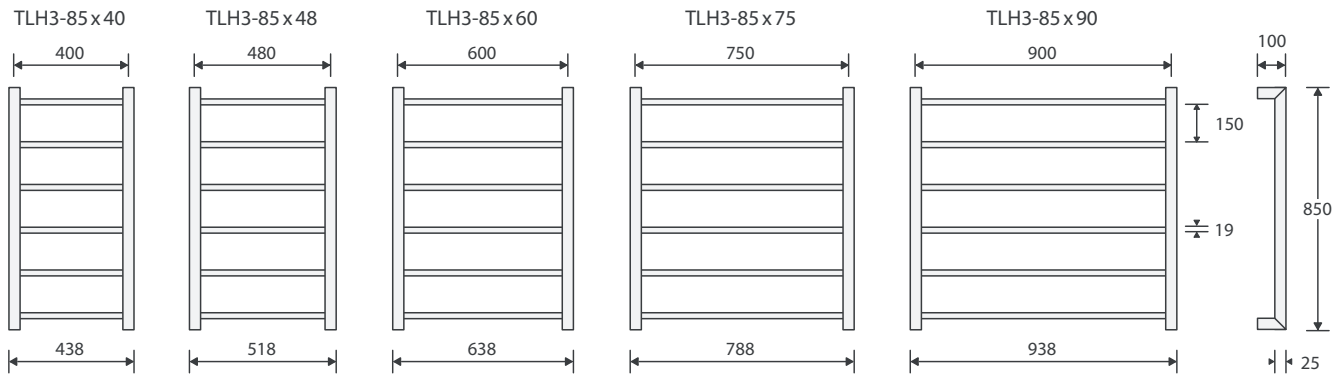


# Brio 6

Heated & Non-Heated Towel Rails

## DETAILED DIMENSIONS






## VARIATIONS

Heated Version	Non-Heated Version	Height x Width	Rails	Wattage
TLH3-85 x 40	TLN3-85 x 40	850 x 428 mm	6	52 Watts
TLH3-85 x 48	TLN3-85 x 48	850 x 508 mm	6	58 Watts
TLH3-85 x 60	TLN3-85 x 60	850 x 628 mm	6	66 Watts
TLH3-85 x 75	TLN3-85 x 75	850 x 778 mm	6	72 Watts
TLH3-85 x 90	TLN3-85 x 90	850 x 928 mm	6	93 Watts

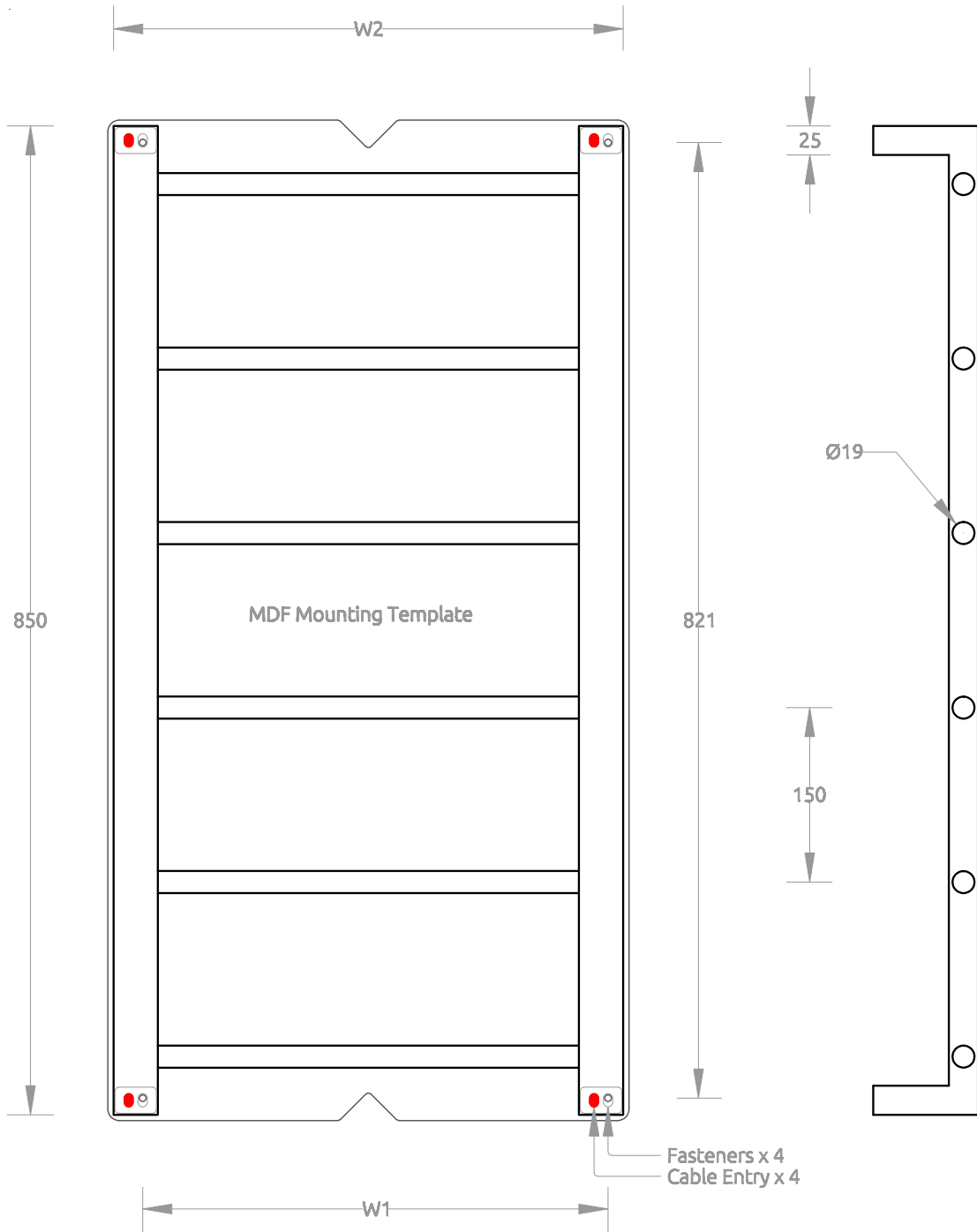
## STANDARD FINISHES

<b>Mirror Polished</b> Stainless Steel RRP	<b>Brushed</b> Stainless Steel +20%**	<b>Matt Black</b> Powder coated +40%**	<b>Matt White</b> Powder coated +40%**	<b>Electroplated *</b> e.g. Graphite +60% (Made to Order)
--	---	--	--	---

## SPECIFICATIONS

<b>Voltage</b> 240VAC / 50Hz	<b>Standards</b> AS/NZ 60335.2.43	<b>MADE IN AUSTRALIA</b> 
<b>Material</b> Stainless Steel 304	<b>Electrical Connection</b> Concealed Wiring or Plug-in - any leg (No In-Wall Kit required)	<b>HEATING TIME</b> 30 MINUTES 
<b>Finish</b> Mirror Polished	<b>Heating Method</b> Dry Internal Heating Element	<b>WARRANTY</b> 10 YEAR 
<b>IP Rating</b> IPX5	Non-Heated version available	

\* For electroplated finishes, please enquire (POA) \*\* Calculated on heated version



## VARIATIONS

Heated Version	Non-Heated Version	W1 (Fixings)	W2 (Overall)
TLH3-85x40	TLN3-85x40	400mm	438mm
TLH3-85x48	TLN3-85x48	480mm	518mm
TLH3-85x60	TLN3-85x60	600mm	638mm
TLH3-85x75	TLN3-85x75	750mm	788mm
TLH3-85x90	TLN3-85x90	900mm	938mm