



Whole House Fan Wireless Remote Kit Installation & Operation Manual

MODEL #: RCR-KIT-V1



WHAT'S INCLUDED

- (1) Wireless Remote Transmitter
- (1) Wireless Receiver
- (1) 23A 12v Battery
- (1) Metal Cord Strain Relief
- (1) Plastic Cord Strain Relief


INSTALLATION INSTRUCTIONS

STEP 1: Make sure the unit is unplugged.


STEP 2: Remove the main circuit board junction box cover on the whole house fan. Remove one metal knock-out on the side of junction box and install the metal strain relief.

STEP 3: Route the 4-wire wiring harness of the wireless receiver through the metal strain relief. Install the plastic strain relief around the wiring harness and press into the metal strain relief.


STEP 4: Attach the wire leads of the wiring harness to the control board as shown in the picture below.



STEP 5: Remove the battery cover on the Remote Transmitter and install the battery. The negative terminal should be installed facing the spring tab side of the remote transmitter as shown below.



INSTALLATION INSTRUCTIONS (cont)



STEP 6: Remove the Wireless Receiver cover.

STEP 7: Provide power to the unit and the power LED will illuminate.

STEP 8: Press and release the merge button on the Wireless Receiver as shown above to begin the merging process. The transmission LED will illuminate indicating the receiver is ready to merge with the transmitter. IMMEDIATELY press any button on the Remote Transmitter to merge it with the Receiver. The transmission LED will turn off indicating a successful merge.

STEP 9: Repeat step 8 for additional transmitters.

STEP 10: Re-install the receiver cover.

STEP 11: Place Wireless receiver in a secure location near the unit

NOTE: To reset memory of all merged transmitters press and hold the merge button until the transmission LED turns off.

REMOTE OPERATION

The Wireless Remote Kit has an average range of 60 feet and the RF signal will travel through walls and most building materials.



TIMER OPERATION:

- 1) Press LOW or HIGH Speed ON
- 2) Press timer button (once for 2 hrs, twice for 4 hrs, etc... up to six times for 12 hrs)
- 3) Fan will turn off after set time (press OFF at any time to turn the fan off)

WARRANTY

Hardware

AirScape warrants the original end user ("Customer") that new AirScape branded products will be free from defects in workmanship and materials, under normal use, for one (1) year from the original purchase date.

Software

AirScape warrants to Customer that the AirScape Controller software will perform in substantial conformance to its program specifications for a period of one (1) year from the date of the original purchase.

Exclusions

This warranty excludes (1) physical damage to the surface of the product, including cracks or scratches on the LCD screen or outside casing; (2) damage caused by misuse, neglect, improper installation, unauthorized attempts to open, repair, or modify the product, or any other cause beyond the range of intended use; (3) damage caused by accident, fire, power changes, other hazard, or Acts of God; or (4) use of the product with any device if such device causes the problem.

Exclusive Remedies

Should a covered defect occur during the warranty period and Customer notifies AirScape, Customer's sole and exclusive remedy will be, at AirScape's sole option and expense, to repair or replace the product. Replacement products or parts may be new or reconditioned or a comparable version of the defective item. AirScape warrants any replaced product or part for a period of ninety (90) days from shipment, or through the end of the original warranty, whichever is longer.

Obtaining Warranty Service

Customer must contact and return product to AirScape, Product dealer or Installer within the applicable warranty period to obtain warranty service. Dated proof of original purchase will be required. AirScape will not be responsible for Customer's memory data contained in, stored on, or integrated with any products returned to AirScape for repair, whether under warranty or not.

Warranty Exclusive

The forgoing warranties and remedies are exclusive and in lieu of all other Warranties, express or implied, including warranties of merchantability, Fitness for a particular purpose, correspondence with description, and Non-infringement, all of which are expressly disclaimed by AirScape and its suppliers.

Disclaimer

Neither AirScape nor its suppliers shall be liable for incidental, consequential, indirect, special, or punitive damages of any kind, or financial loss arising out of or in connection with the sale or use of this product, whether based in contract, Tort (including negligence) or any other theory, even if AirScape has been advised of the possibility of such damages AirScape's entire liability shall be limited to replacement or repair of the product.



Phone: 1.866.448.4187
Email: experts@airscapefans.com
Web: airscapefans.com

For all technical or warranty related issues or for more information on AirScape products, please contact us.