

安裝評估表 Installation Evaluation Form

1. 請填寫擬安裝的LOCKLY智能門鎖型號 (可填寫多於一個型號)。
Please list out the model(s) of the Lockly smart lock that you would like to install (may list more than one model).

2. 請選擇你的安裝要求 (每類只選一項)。
Please select your installation requirements (For each category, please choose only one answer from the list of answer choices).

安裝位置 Where To Install

- 大門 Front Door**
如選擇大門，請回答
Please answer if Front Door is selected
- 有鐵閘 With Metal Gate
 沒有鐵閘 Without Metal Gate

- 房門 Room Door**

- 鐵閘# Metal Gate#**



狀態 Status

- 全新沒有鑽孔 Brand New Without Bore Hole**
- 已鑽孔/已安裝門鎖* With Bore Hole/Door Lock***

*請選擇現有門鎖的類型。
*Please select the type of lock that you're using.



種類 Type

- 單門 Single Door** 
- 雙門 Double Door** 
- 趟閘 Slide Gate**
- 掩閘 Swing Gate**

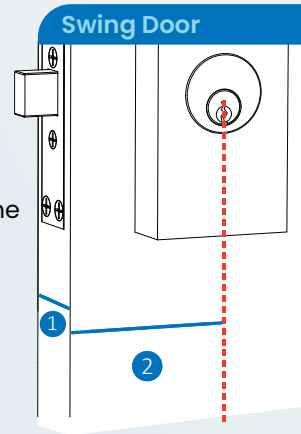
材質 Material

- 木 Wooden or Timber**
- 鐵/鋼/金屬# Iron/Steel/Metal#**
- 含玻璃物料# Glass/Aluminium Glass#**


#或需收取額外工序費用 May involve additional processing charges

3. 如需安裝在大門或房門，請提供 (1) 門厚及 (2) 門中距離。
For door installation, please provide (1) the thickness of the door and (2) the door backset.

- 1** 門厚 Thickness of Door mm
- 2** 門中距離 Door Backset mm



4. 承上題，門框上有止口嗎？如有，請提供其尺寸。
Is there a door edge on the frame? If yes, please provide the thickness.

- 有，止口尺寸為： Yes, the thickness of edge is** mm
- 沒有 No**
- 有止口 With Edge
- 
- 沒有止口 No Edge
- 



5. 如需安裝在大門並有鐵閘，請提供 (a) 門及鐵閘之間的距離。
For door installation with a metal gate, please provide (1) the distance between the door and the gate.

- a** 門及鐵閘之距離 Distance between the door and the gate mm



在提交此評估表時，請確保同時提供**指定照片**作參考用途。詳情請見附錄。

Please also provide **designated photos** for our reference when submitting this form. Please refer to the Appendix for details.

附錄 (一) 照片清單 Appendix (I) Photo Checklist

- i. 欲安裝智能門鎖的門/閘的**正面、背面及側面照**。
Front View, Back View & Side View Photos of the Door or the Gate that you would like to install a Lockly smart lock.
- ii. 現有**門鎖的照片** (只限已安裝門鎖的門或閘)。
Photos of the lock that you're using (For a door/gate with existing door lock only).

正面 Front View



背面 BackView



側面 Side View



現有門鎖 Existing door Lock

