

MESTM

LIGHTING. CONTROLS. SOLAR.



NEW ZSR SENSOR READY TECHNOLOGY

Pg. 34



PRODUCT CATALOG 2022

maverickled.com | 214.571.6374 | info@maverickled.com

MESTM

BUILDING'S LIFE COACH

Our Philosophy: Building's Life CoachTM

Our vision is to be an industry leading, innovative, and disruptive "Building Life CoachTM"

As a Building Life Coach, our commitment is to be the world's only LED Lighting Manufacturer, Solar Manufacturer and Roof Consulting & Rehabilitation company that provides our channel partner clients with a consultative, solution based, value added, energy and time saving solution at a fair price. Being customer centric and internally driven, we will act green in everything we do, and we will constantly adapt to be able to solve our client's building issues for the next 15 years.

Finally, we will be the best at training our channel partners to consistently deliver value added energy conservation measures (ECM's) and solutions to their clients.

Core Values

ADAPT: NO EXCUSE

Quickly adjust to meet new challenges without excuse

OVER AND ABOVE

Embrace every opportunity to contribute more

INTERNALLY DRIVEN

Self-motivated to lead and help where needed

TEACH ME MORE

Always open to learning and sharing new ideas and methods

Core FocusTM

Our Purpose, Cause and Passion

Helping people create "A-Ha" moments

Our Niche

Providing Energy Solutions

10 Year TargetTM

Our goal is to provide Energy Solutions within 250,000 buildings/properties by 2030



TABLE OF CONTENTS

What's New	Pg. 7
Indoor Retrofit	Pg. 10
Outdoor Retrofit	Pg. 24
Indoor Fixtures	Pg. 28
High Bay Fixtures	Pg. 40
Outdoor Fixtures	Pg. 45
Tenons & Mounts	Pg. 62
Emergency Drivers	Pg. 64
Controls & Sensors	Pg. 65
Refrigeration	Pg. 66
Specialty Lighting	Pg. 68
Solar	Pg. 70
End of Life Fixtures	Pg. 72

Our Strategic Partnerships





MES strives to stay at the forefront of LED lighting innovations, with an emphasis on quality and efficiency. We're excited to offer new products that are either sensor-ready, CCT Tunable, watt-selectable and more!

Our aim is to provide your business w/ cost-effective, energy-efficient lighting, designed for easy install and control, capable of adding a touch of beauty to any environment for years to come. Our standard **7-Year Warranty** will provide a higher level of quality assurance and value in every lighting category.

As you take a peek inside, we hope you like what you see. When you're ready to order, remember we're just a click away at maverickled.com or just a phone call away at **214.571.6374**



LILAC GSR
LED Volumetric Troffer Retrofit

- Sensor Ready
- Selectable Wattage
- CCT Tunable

P. 21



SPRUCE GSR
LED BACKLIT THIN PANEL

- Sensor Ready
- Selectable Wattage
- Available in 2x2, 2x4

P. 31



PINE SSR
LED LINEAR HIGH BAY

- ZSR Sensor Ready
- Selectable Wattage
- Available in 2FT or 3FT

P. 38



LION SSR
LED AREA LIGHT

- ZSR Sensor Ready
- Selectable Wattage
- Available in Black, Bronze, White & Silver

P. 50



ASH SSR
LED Round High Bay

- ZSR Sensor Ready
- Dimmable
- 6KV Surge Protection

P. 35



Wolverine
LED Stadium Light

- For installations above 25 feet.
- 10K surge protection
- Adjustable U bracket Included

P. 55



MES GLOSSARY


Look for the following features on our line of products:



ZSR Sensor Ready Technology
Our ZSR Sensor Ready Technology badge indicates that this product provides an optimal lighting solution in seconds with the ability to add a wide array of control devices to your fixture.



Patent Pending
Products that display this badge has original, MES-created technology pending a patent, but ready for commercial use.



Dimmable
The Dimmable symbol denotes MES products with dimming capabilities.



Sensor Ready
MES products with the Sensor Ready badge come with designated receptacles allowing quick and convenient sensor plug in.



High Lumen
Products with the Selectable Wattage badge offer energy-efficient, cost-saving solutions by allowing users the ability to quickly decrease or increase the LED wattage.



Correlated Color Temperature (CCT) Tunable
MES products with the CCT Tunable badge have the ability to deliver varying light color from 3000K to 5000K.



Selectable Wattage
Products with the Selectable Wattage badge offer energy-efficient cost-saving solutions by allowing users the ability to quickly decrease or increase the LED wattage.



MES Optional 10-Year Product Warranty
MES offers an optional 10-year warranty for products and labor.



MES Standard 7-Year Product Warranty
MES fixtures come standard with a best-in-class 7-year warranty.



SkyFi Blu+
No gateway or Internet needed. Safe and easy installation. Wireless Bluetooth mesh connection. Area/Group control & linking

MODEL DESCRIPTIONS

MODEL	TIER	DESCRIPTION
B	Bronze	Single wattage, Single CCT, Non-Sensor Ready
BSR	Bronze SR	Single wattage, Single CCT, Sensor Ready
BWS	Bronze WS	Single wattage, Single CCT, with Sensor
S	Silver	Selectable Wattage, CCT Tunable, or Non-Sensor Ready
SSR	Silver SR	Selectable Wattage, Single CCT, Sensor Ready
SWS	Silver WS	Selectable Wattage, Single CCT, with Sensor
G	Gold	Selectable Wattage and CCT Tunable, Non-Sensor Ready
GSR	Gold SR	Selectable Wattage, CCT Tunable, Sensor Ready
GWR	Gold WS	Selectable Wattage, CCT Tunable, with sensor

IP RATINGS

IP ratings featured on our line of products:



IP20
MES products w/ this rating are protected against being touched by hand or large tools.



IP44
MES products w/ this rating offer protection against invasive small objects larger than 1mm, such as a wire, and protected against splashes of water projected from any direction.



IP54
MES products w/ this rating are protected against dust and splashes of water from any direction.



IP64
MES products w/ this rating are dust-resistant and protected against splashes of water from any direction.



IP65
MES products w/ this rating are dust-resistant and protected against jets of water projected from any direction.



IP67
MES products w/ this rating are dust-resistant and fully protected against immersion in water for 30 minutes to a depth of 1 meter.

CERTIFICATIONS



For more than 100 years, Underwriters Laboratories has been non-profit organization dedicated to public safety. UL sets standards for different product categories and tests products to make sure they meet the standards.

The ETL Mark is proof of product compliance to North America safety standards. Authorities Having Jurisdiction (AHJs) and code officials across the US and Canada accept ETL Listed Mark as proof of product compliance to published industry standards.

To see MES products in this catalog that meet UL or ETL standards, look for the UL or ETL badge.



DesignLights Consortium®

The DesignLights Consortium (DLC) is a non-profit organization promoting high-quality, energy-efficient lighting products in collaboration w/ utilities and energy-efficiency program members, manufacturers, lighting designers, and federal, state and local entities.

To find MES products in this catalog that meet DLC standards, look for the DLC badge.

LED TYPE A, B, A+B TUBES

Description:

LED Type A, B, A+B tubes are ideal for customers with older fluorescent ballasts who want to maximize efficiency with high system efficacy, guaranteed system compatibility, and the greatest overall performance.

Features:

- Frosted glass; eliminates pixelation
- Instant startup
- Suitable for retail, schools, offices, healthcare and other various commercial applications



Order Code	Product	Tube Type	Wattage	CCT	Voltage	Color	Function
------------	---------	-----------	---------	-----	---------	-------	----------


Non-Dimmable

09230	LED 2ft Glass Tube	Type B	Dual End Bypass	6W	4000K	100-277V	White	Non-Dimmable
09231	LED 2ft Glass Tube	Type B	Dual End Bypass	6W	5000K	100-277V	White	Non-Dimmable
09232	LED 4ft Glass Tube	Type B	Dual End Bypass	9W	4000K	100-277V	White	Non-Dimmable
09233	LED 4ft Glass Tube	Type B	Dual End Bypass	9W	5000K	100-277V	White	Non-Dimmable
09234	LED 4ft Glass Tube	Type A+B	Dual Mode	9W	4000K	100-277V	White	Non-Dimmable
09235	LED 4ft Glass Tube	Type A+B	Dual Mode	9W	5000K	100-277V	White	Non-Dimmable

Order Code	Product	Tube Type	Wattage	CCT	Voltage	Color	Function
------------	---------	-----------	---------	-----	---------	-------	----------

Non-Dimmable

02061	LED 4ft Glass Tube	Type A	Direct Replacement	13W	4000K	100-277V	White	Non-Dimmable
02071	LED 4ft Glass Tube	Type B	Dual End Bypass	13W	4000K	100-277V	White	Non-Dimmable
02081	LED 4ft Glass Tube	Type A+B	Dual Mode	15W	4000K	100-277V	White	Non-Dimmable
02082	LED 4ft Glass Tube	Type A+B	Dual Mode	15W	5000K	100-277V	White	Non-Dimmable



LED TYPE C TUBES RETROFIT



Description:

Our External Drive LED Type C tubes are ideal for customers with older fluorescent ballasts who want to maximize efficiency, but don't want to install Type B linear voltage retrofit lamps. Our External Drive LED system can be integrated with robust dimming and control functionality. Our Type C LED tubes offer high system efficacy, guaranteed system compatibility, and the greatest overall performance.

Features:

- Frosted glass; eliminates pixelation
- Instant startup
- Suitable for retail, schools, offices, healthcare and other various commercial applications



Order Code	Product	Wattage	Number of Tubes	CCT	Voltage	Color	Function
------------	---------	---------	-----------------	-----	---------	-------	----------

2 Foot - Non-Dimmable

03952	LED 2ft Glass T8 Type C Tube	10W	1 Tube	4000K	100-277V	White	Non Dim Kit
03953	LED 2ft Glass T8 Type C Tube	10W	1 Tube	5000K	100-277V	White	Non Dim Kit
03900	LED 2ft Glass T8 Type C Tube	20W	2 Tube	4000K	100-277V	White	Non Dim Kit
03901	LED 2ft Glass T8 Type C Tube	20W	2 Tube	5000K	100-277V	White	Non Dim Kit

4 Foot - Non-Dimmable

13942	LED 4ft Glass T8 Type C Tube	15W	1 Tube	4000K	100-277V	White	Non Dim Kit
13943	LED 4ft Glass T8 Type C Tube	15W	1 Tube	5000K	100-277V	White	Non Dim Kit
03909	LED 4ft Glass T8 Type C Tube	30W	2 Tube	4000K	100-277V	White	Non Dim Kit
03910	LED 4ft Glass T8 Type C Tube	30W	2 Tube	5000K	100-277V	White	Non Dim Kit
03918	LED 4ft Glass T8 Type C Tube	60W	4 Tube	4000K	100-277V	White	Non Dim Kit
03919	LED 4ft Glass T8 Type C Tube	60W	4 Tube	5000K	100-277V	White	Non Dim Kit



Order Code	Product	Wattage	Number of Tubes	CCT	Voltage	Color	Function
13967	LED 4ft Glass T8 Type C Tube	15W	1 Tube		100-277V	White	Dim Kit
13968	LED 4ft Glass T8 Type C Tube	15W	1 Tube		100-277V	White	Dim Kit
13971	LED 4ft Glass T8 Type C Tube	30W	2 Tube	4000K	100-277V	White	Dim Kit
13972	LED 4ft Glass T8 Type C Tube	30W	2 Tube	5000K	100-277V	White	Dim Kit
13975	LED 4ft Glass T8 Type C Tube	60W	4 Tube		100-277V	White	Dim Kit
13976	LED 4ft Glass T8 Type C Tube	60W	4 Tube		100-277V	White	Dim Kit



LIGHTING CONTROLS

Order Code	Description	Height	Voltage	Color	Function
06210	LED 3 in 1 OcuSense Indoor Fixture Embedded with Detachable Sensor	19ft	120-277V	White	3-in-1
06278	LED Intelligent Remote Control	-	-	White	LCD Display

LED MAGNETIC STRIP RETROFIT (HIGH LUMEN)

Description:


Our High Lumen Magnetic Strip Retro series is a family of LED Magnetic retrofit kits, which are used to update existing 2x4 fluorescent luminaires to LED. This family of retrofit also simplifies installation: simply replace your fluorescent tubes with the Magnetic Strips and the fixture's ballast with the included high-performance LED driver. Installation can be completed in as little as 5 minutes. These kits includes LED Strips, an external driver, a connector, and attached magnets for a quick install

Features:

- LED strips, LED drivers, connector
- Suitable for retail, schools, offices, healthcare, and other various commercial applications



HIGH LUMEN MAGNETIC STRIPS



Order Code (Clear Lens)	Order Code (Frosted Lens)	Description	Strip Count	Wattage	CCT	Color	Function
-------------------------	---------------------------	-------------	-------------	---------	-----	-------	----------

2ft Magnetic Strips

09700	09701	LED 2ft Magnetic Strip Retrofit	7W	1 Strip	4000K	White	Dimmable
N/A	09703	LED 2ft Magnetic Strip Retrofit	7W	1 Strip	5000K	White	Dimmable
09704	09705	LED 2ft Magnetic Strip Retrofit	14W	2 strip	4000K	White	Dimmable
N/A	09707	LED 2ft Magnetic Strip Retrofit	14W	2 strip	5000K	White	Dimmable
09708	09709	LED 2ft Magnetic Strip Retrofit	21W	3 strip	4000K	White	Dimmable
N/A	09711	LED 2ft Magnetic Strip Retrofit	21W	3 strip	5000K	White	Dimmable

4ft Magnetic Strips

09712	09713	LED 4ft Magnetic Strip Retrofit	9W	1 Strip	4000K	White	Dimmable
09714	N/A	LED 4ft Magnetic Strip Retrofit	9W	1 Strip	5000K	White	Dimmable
09716	N/A	LED 4ft Magnetic Strip Retrofit	12W	1 Strip	4000K	White	Dimmable
09718	N/A	LED 4ft Magnetic Strip Retrofit	12W	1 Strip	5000K	White	Dimmable
03647	03651	LED 4ft Magnetic Strip Retrofit	18W	2 strip	4000K	White	Dimmable
03655	N/A	LED 4ft Magnetic Strip Retrofit	18W	2 strip	5000K	White	Dimmable
03663	N/A	LED 4ft Magnetic Strip Retrofit	24W	2 strip	4000K	White	Dimmable
03673	N/A	LED 4ft Magnetic Strip Retrofit	24W	2 strip	5000K	White	Dimmable
03648	03653	LED 4ft Magnetic Strip Retrofit	27W	3 strip	4000K	White	Dimmable
13648	N/A	LED 4ft Magnetic Strip Retrofit	27W	3 strip	5000K	White	Dimmable
03664	N/A	LED 4ft Magnetic Strip Retrofit	36W	3 strip	4000K	White	Dimmable
03674	N/A	LED 4ft Magnetic Strip Retrofit	36W	3 strip	5000K	White	Dimmable
03650	03656	LED 4ft Magnetic Strip Retrofit	36W	4 strip	4000K	White	Dimmable
13650	N/A	LED 4ft Magnetic Strip Retrofit	36W	4 strip	5000K	White	Dimmable
03665	N/A	LED 4ft Magnetic Strip Retrofit	48W	4 strip	4000K	White	Dimmable
03675	N/A	LED 4ft Magnetic Strip Retrofit	48W	4 strip	5000K	White	Dimmable

LIGHTING CONTROLS

Order Code	Description	Height	Voltage	Color	Function
06243	DC Powered 3 in 1 OcuSense Control	19ft	120-277V	White	3-in-1
06278	LED Intelligent Remote Control	-	-	White	LCD Display
06274	DC Powered 3 in 1 Bluetooth Control	19ft	12VDC	White	BLE


LED MAGNETIC STRIP RETROFIT (CHOICE)

Description:

The Magnetic Strip Retro series is a family of LED Magnetic retrofit kits, which are used to update existing 2x2 and 2x4 fluorescent luminaires to LED. This family of retrofit also simplifies installation: simply replace your fluorescent tubes with the Magnetic Strips and the fixture's ballast with the included high-performance LED driver. Installation can be completed in as little as 5 minutes. These kits include LED Strips, an external driver, a connector, and attached magnets for a quick install

Features:

- LED strips, LED drivers, connector
- Suitable for retail, schools, offices, healthcare, and other various commercial applications



CHOICE MAGNETIC STRIPS



Order Code (Clear Lens)	Order Code (Frosted Lens)	Description	Watt-age	Strip Count	CCT	Voltage	Color	Function
-------------------------	---------------------------	-------------	----------	-------------	-----	---------	-------	----------

2' Magnetic Strips


04622	14622	LED 2ft Magnetic Strip Retrofit	20W	1 strip	3500K	100-277V	White	Dimmable/SR
04623	14623	LED 2ft Magnetic Strip Retrofit	20W	1 strip	4000K	100-277V	White	Dimmable/SR
04624	14624	LED 2ft Magnetic Strip Retrofit	20W	1 strip	5000K	100-277V	White	Dimmable/SR
04603	14603	LED 2ft Magnetic Strip Retrofit	30W	2 strip	3500K	100-277V	White	Dimmable/SR
04604	14604	LED 2ft Magnetic Strip Retrofit	30W	2 strip	4000K	100-277V	White	Dimmable/SR
04605	14605	LED 2ft Magnetic Strip Retrofit	30W	2 strip	5000K	100-277V	White	Dimmable/SR
04606	14606	LED 2ft Magnetic Strip Retrofit	40W	3 strip	3500K	100-277V	White	Dimmable/SR
04607	14607	LED 2ft Magnetic Strip Retrofit	40W	3 strip	4000K	100-277V	White	Dimmable/SR
04608	14608	LED 2ft Magnetic Strip Retrofit	40W	3 strip	5000K	100-277V	White	Dimmable/SR

4' Magnetic Strips

04625	14625	LED 4ft Magnetic Strip Retrofit	24W	1 strip	3500K	100-277V	White	Dimmable/SR
04626	14626	LED 4ft Magnetic Strip Retrofit	24W	1 strip	4000K	100-277V	White	Dimmable/SR
04627	14627	LED 4ft Magnetic Strip Retrofit	24W	1 strip	5000K	100-277V	White	Dimmable/SR
04628	14628	LED 4ft Magnetic Strip Retrofit	30W	2 strip	3500K	100-277V	White	Dimmable/SR
04629	14629	LED 4ft Magnetic Strip Retrofit	30W	2 strip	4000K	100-277V	White	Dimmable/SR
04630	14630	LED 4ft Magnetic Strip Retrofit	30W	2 strip	5000K	100-277V	White	Dimmable/SR
03631	14631	LED 4ft Magnetic Strip Retrofit	40W	2 strip	3500K	100-277V	White	Dimmable/SR
03633	14633	LED 4ft Magnetic Strip Retrofit	40W	2 strip	5000K	100-277V	White	Dimmable/SR
04634	14634	LED 4ft Magnetic Strip Retrofit	45W	3 strip	3500K	100-277V	White	Dimmable/SR
04635	14635	LED 4ft Magnetic Strip Retrofit	45W	3 strip	4000K	100-277V	White	Dimmable/SR
04636	14636	LED 4ft Magnetic Strip Retrofit	45W	3 strip	5000K	100-277V	White	Dimmable/SR
04637	14637	LED 4ft Magnetic Strip Retrofit	60W	3 strip	3500K	100-277V	White	Dimmable/SR
04638	14638	LED 4ft Magnetic Strip Retrofit	60W	3 strip	4000K	100-277V	White	Dimmable/SR
04639	14639	LED 4ft Magnetic Strip Retrofit	60W	3 strip	5000K	100-277V	White	Dimmable/SR
04640	14640	LED 4ft Magnetic Strip Retrofit	60W	4 strip	3500K	100-277V	White	Dimmable/SR
04641	14641	LED 4ft Magnetic Strip Retrofit	60W	4 strip	4000K	100-277V	White	Dimmable/SR
04642	14642	LED 4ft Magnetic Strip Retrofit	60W	4 strip	5000K	100-277V	White	Dimmable/SR

LIGHTING CONTROLS

Order Code	Description	Height	Voltage	Color	Function
06243	DC Powered 3 in 1 OcuSense Control	19ft	10-15 VDC	White	3-in-1
06278	LED Intelligent Remote Control	-	-	White	LCD Display
06274	DC Powered 3 in 1 Bluetooth Control	19ft	12VDC	White	BLE



CHOICE MAGNETIC STRIPS

Order Code (Clear Lens)	Order Code (Frosted Lens)	Description	Wattage	Strip Count	CCT	Voltage	Color	Function
-------------------------	---------------------------	-------------	---------	-------------	-----	---------	-------	----------

2' Magnetic Strips

03600	I3600	LED 2ft Magnetic Strip Retrofit	20W	1 strip	3500K	100-277V	White	Dimmable
03601	I3601	LED 2ft Magnetic Strip Retrofit	20W	1 strip	4000K	100-277V	White	Dimmable
03602	I3602	LED 2ft Magnetic Strip Retrofit	20W	1 strip	5000K	100-277V	White	Dimmable
03603	I3603	LED 2ft Magnetic Strip Retrofit	30W	2 strip	3500K	100-277V	White	Dimmable
03604	I3604	LED 2ft Magnetic Strip Retrofit	30W	2 strip	4000K	100-277V	White	Dimmable
03605	I3605	LED 2ft Magnetic Strip Retrofit	30W	2 strip	5000K	100-277V	White	Dimmable
03606	I3606	LED 2ft Magnetic Strip Retrofit	40W	3 strip	3500K	100-277V	White	Dimmable
03607	I3607	LED 2ft Magnetic Strip Retrofit	40W	3 strip	4000K	100-277V	White	Dimmable
03608	I3608	LED 2ft Magnetic Strip Retrofit	40W	3 strip	5000K	100-277V	White	Dimmable

4' Magnetic Strips

03625	I3625	LED 4ft Magnetic Strip Retrofit	24W	1 strip	3500K	100-277V	White	Dimmable
03626	I3626	LED 4ft Magnetic Strip Retrofit	24W	1 strip	4000K	100-277V	White	Dimmable
03627	I3627	LED 4ft Magnetic Strip Retrofit	24W	1 strip	5000K	100-277V	White	Dimmable
03628	I3628	LED 4ft Magnetic Strip Retrofit	30W	2 strip	3500K	100-277V	White	Dimmable
03629	I3629	LED 4ft Magnetic Strip Retrofit	30W	2 strip	4000K	100-277V	White	Dimmable
03630	I3630	LED 4ft Magnetic Strip Retrofit	30W	2 strip	5000K	100-277V	White	Dimmable
03631	I3631	LED 4ft Magnetic Strip Retrofit	40W	2 strip	3500K	100-277V	White	Dimmable
03632	I3632	LED 4ft Magnetic Strip Retrofit	40W	2 strip	4000K	100-277V	White	Dimmable
03633	I3633	LED 4ft Magnetic Strip Retrofit	40W	2 strip	5000K	100-277V	White	Dimmable
03634	I3634	LED 4ft Magnetic Strip Retrofit	45W	3 strip	3500K	100-277V	White	Dimmable
03635	I3635	LED 4ft Magnetic Strip Retrofit	45W	3 strip	4000K	100-277V	White	Dimmable
03636	I3636	LED 4ft Magnetic Strip Retrofit	45W	3 strip	5000K	100-277V	White	Dimmable
03637	I3637	LED 4ft Magnetic Strip Retrofit	60W	3 strip	3500K	100-277V	White	Dimmable
03638	I3638	LED 4ft Magnetic Strip Retrofit	60W	3 strip	4000K	100-277V	White	Dimmable
03639	I3639	LED 4ft Magnetic Strip Retrofit	60W	3 strip	5000K	100-277V	White	Dimmable
03640	I3640	LED 4ft Magnetic Strip Retrofit	60W	4 strip	3500K	100-277V	White	Dimmable
03641	I3641	LED 4ft Magnetic Strip Retrofit	60W	4 strip	4000K	100-277V	White	Dimmable
03642	I3642	LED 4ft Magnetic Strip Retrofit	60W	4 strip	5000K	100-277V	White	Dimmable
03643	I3643	LED 4ft Magnetic Strip Retrofit	80W	4 strip	3500K	100-277V	White	Dimmable
03644	I3644	LED 4ft Magnetic Strip Retrofit	80W	4 strip	4000K	100-277V	White	Dimmable
03645	I3645	LED 4ft Magnetic Strip Retrofit	80W	4 strip	5000K	100-277V	White	Dimmable

LIGHTING CONTROLS

Order Code	Description	Height	Voltage	Color	Function
06243	DC Powered 3 in 1 OcuSense Control	19ft	12VDC	White	3-in-1
06278	LED Intelligent Remote Control	-	-	White	LCD Display
06274	DC Powered 3 in 1 Bluetooth Control	19ft	12VDC	White	BLE

CHOICE MAGNETIC STRIPS - NON-DIMMABLE

Order Code (Clear Lens)	Order Code (Frosted Lens)	Description	Wattage	Strip Count	CCT	Voltage	Color	Function
-------------------------	---------------------------	-------------	---------	-------------	-----	---------	-------	----------

4' Magnetic Strips

03737	I3737	LED 4ft Magnetic Strip Retrofit	60W	3 strip	3500K	100-277V	White	Non-Dimmable
03738	I3738	LED 4ft Magnetic Strip Retrofit	60W	3 strip	4000K	100-277V	White	Non-Dimmable
03739	I3739	LED 4ft Magnetic Strip Retrofit	60W	3 strip	5000K	100-277V	White	Non-Dimmable
03740	I3740	LED 4ft Magnetic Strip Retrofit	60W	4 strip	3500K	100-277V	White	Non-Dimmable
03741	I3741	LED 4ft Magnetic Strip Retrofit	60W	4 strip	4000K	100-277V	White	Non-Dimmable
03742	I3742	LED 4ft Magnetic Strip Retrofit	60W	4 strip	5000K	100-277V	White	Non-Dimmable
03743	I3743	LED 4ft Magnetic Strip Retrofit	80W	4 strip	3500K	100-277V	White	Non-Dimmable
03744	I3744	LED 4ft Magnetic Strip Retrofit	80W	4 strip	4000K	100-277V	White	Non-Dimmable
03745	I3745	LED 4ft Magnetic Strip Retrofit	80W	4 strip	5000K	100-277V	White	Non-Dimmable

LED STRIP FIXTURE RETROFIT (LILY)

Description:

Our Strip Fixture Retrofit (SFR) kit includes everything needed for a seamless quick retrofit of existing 4' and 8' fluorescent strips along with other industrial fixtures to LED, in as little as two minutes. It's the industry's fastest LED strip retrofit kit!. The SFR includes housing with pre-wired drivers, installation brackets, lenses, and hardware with each retrofit kit.

Features:

- AL+PC with an acrylic lens, removable for quick cleaning
- Suitable for retail, schools, offices, healthcare, and other various commercial applications



Order Code	Description	Wattage	CCT	Voltage	Color	Function
04007	LED 4ft Strip Fixture Retrofit (Lily S)	34W-38W-45W	5000K	100-277V	White	Dimmable
04008	LED 4ft Strip Fixture Retrofit (Lily G)	34W-38W-45W	3500K 4000K 5000K	100-277V	White	Dimmable
04005	LED 8ft Strip Fixture Retrofit (Lily G)	38W-46W-54W	5000K	100-277V	White	Dimmable
04006	LED 8ft Strip Fixture Retrofit (Lily S)	38W-46W-54W	3500K 4000K 5000K	100-277V	White	Dimmable
04009	LED 8ft Strip Fixture Retrofit (Lily G)	65W-75W-90W	5000K	100-277V	White	Dimmable

LIGHTING CONTROLS

Order Code	Description	Height	Voltage	Color	Function
06221	LED OcuSense Fixture Mounted Sensor	19ft	120-277V	White	3-in-1
06246	LED PIR Fixture Mounted Sensor	39ft	120-347V	White	3-in-1
06278	LED Intelligent Remote Control	-	-	White	LCD Display
06269	LED PIR Fixture Mounted Sensor BLE	39ft	100-277V	White	BLE

LED VOLUMETRIC TROFFER RETROFIT (LILAC)

Description:

The Slim Line LED retrofit kit for troffers simplifies the conversion from existing fluorescent 2x2 and 2x4 recessed troffer fixtures to energy efficient LED fixtures using the back housing of the existing fixture. This Troffer Retrofit kit can be retrofitted into most existing troffers in less than 15 minutes.

Features:

- Can be retrofitted into most existing troffers.
- Continuous dimming (0-10V) comes standard.
- Suitable for retail, schools, and other commercial applications



Order Code	Description	Wattage	CCT	Voltage	Color	Function
04064	LED 1x4 Volumetric Troffer Retrofit (Lilac GSR)	20W-25W-30W	3500K 4000K 5000K	120-277V	White	Dimmable/SR
04065	LED 2x2 Volumetric Troffer Retrofit (Lilac GSR)	20W-25W-30W		120-277V	White	Dimmable/SR
04066	LED 2x4 Volumetric Troffer Retrofit (Lilac GSR)	25W-30W-35W		120-277V	White	Dimmable/SR
04067	LED 2x4 Volumetric Troffer Retrofit (Lilac GSR)	34W-38W-45W		120-277V	White	Dimmable/SR

LIGHTING CONTROLS

Order Code	Description	Height	Voltage	Color	Function
06267	DC Powered 3 in 1 Ocusense Control	19ft	12VDC	White	3-in-1
06278	LED Intelligent Remote Control	-	-	White	LCD Display
06274	DC Powered 3 in 1 Bluetooth Control	19ft	12VDC	White	BLE

HID POST TOP RETROFIT

Description:

Our LED HID post top 360°retrofits are perfect for retrofitting your post top fixtures while providing 360° of high output LED light. These retrofit options are UL listed and enclosed fixture rated. With a reversible E39 mogul base, you can have either up or down light. Replace your metal halide lamps in your post top fixtures today with these beautiful LED replacements in 30 or 60 watts, available in 4000K or 5000K color temperature (CCT).

Features:

- E39 Mogul Base, die cast aluminum body with white finish
- Suitable for warehouses, gymnasiums, shopping centers



Order Code	Description	Wattage	CCT	Voltage	Base	Lens
04425	LED Post Top HID Retrofit	30W	4000K	100-277V	E39 Base	Clear
04426	LED Post Top HID Retrofit	30W	5000K	100-277V	E39 Base	Clear
04427	LED Post Top HID Retrofit	60W	4000K	100-277V	E39 Base	Clear
04428	LED Post Top HID Retrofit	60W	5000K	100-277V	E39 Base	Clear



HID OUTDOOR RETROFIT KIT WITH EXTERNAL DRIVER (TULIP B)

Description:

This Outdoor Retrofit Kit is a multi-function retrofit solution for commercial and outdoor fixtures. Replace old metal halide fixtures with this LED retrofit kit and get up to 130 lumens per watt for better energy efficiency. The fixture can be mounted horizontal or vertical, and can be used to retrofit HID wall packs, shoebox area lights and flood lights, canopy lights, and high bays. Simply remove your old bulb, bypass the ballast, and mount the retrofit kit inside your fixture with the included bracket mount and hardware.

Features:

- Heavy duty one-piece die cast aluminum heat sink with an integral thermal control sensor with external Meanwell driver
- Retrofit: wall pack shoebox, flood light, canopy, high bay



Order Code	Description	Wattage	CCT	Voltage	Lens	Function
06012	LED Outdoor Retrofit Kit (Tulip B)	35W	5000K	100-277V	-	Dimmable
06005	LED Outdoor Retrofit Kit (Tulip B)	80W		100-277V	-	Dimmable
06013	LED Outdoor Retrofit Kit (Tulip B)	100W		100-277V	-	Dimmable
06008	LED Outdoor Retrofit Kit (Tulip B)	150W		100-277V	-	Dimmable
06009	LED Outdoor Retrofit Kit (Tulip B)	200W		100-277V	-	Dimmable
06010	LED Outdoor Retrofit Kit (Tulip B)	240W		100-277V	-	Dimmable
06011	LED Outdoor Retrofit Kit (Tulip B)	300W		100-277V	-	Dimmable





LED SOFFIT CANOPY RETROFIT

Description:

This slim and sleek LED Petroleum Canopy Light is a high performance fixture, capable retrofitting any soffit or canopy. Because of its unique design and features, it's the best outdoor lighting fixture applicable to any industrial or commercial premise but most particularly for gas stations. The 120-degree beam angle is perfect for illuminating large spaces without leaving dark spots. Comes with 12, 15, 18 inch plates in bronze or white making it versatile for all applications.

Features:

- Die cast aluminum with integral heat sink
- Suitable for warehouse, factory, gas station, soffit, workshop



1. Choose fixture

2. Select plate size/color needed

Order Code	Description	Wattage	CCT	Voltage	Color	Function
06100	LED Soffit Canopy (Fixture Only)	20W-30W-40W	5000K	120-277V	White	Dimmable

PLATES

Order Code	Description	CCT	Color
06122	LED Soffit Canopy Retrofit Plate	12x12	Bronze
06116	LED Soffit Canopy Retrofit Plate	15x15	Bronze
06117	LED Soffit Canopy Retrofit Plate	18x18	Bronze
06118	LED Soffit Canopy Retrofit Plate	12x12	White
06119	LED Soffit Canopy Retrofit Plate	15x15	White
06120	LED Soffit Canopy Retrofit Plate	18x18	White
06121	LED Soffit Canopy Retrofit Plate	22x22	White

LIGHTING CONTROLS

Order Code	Description	Height	Voltage	Color	Function
06210	LED 3 in 1 OcuSense Indoor Fixture Embedded with Detachable Sensor	19ft	120-277V	White	3-in-1
06278	LED Intelligent Remote Control	-	4 Scenes	-	-



LED WRAPAROUND FIXTURE



Description:
The LED Wraparound is the classic, all-purpose fixture for nearly every commercial and industrial setting. It features a durable steel body construction with a white polyester powder coat finish, along with a prismatic lens that masks the LED diodes, delivering a smooth, visually appealing look. For a quick and economic replacement of T12 or T8 wraps, the LED Wraparound is the perfect solution.



Order Code	Description	Wattage	CCT	Voltage	Color	Function
02470	LED 4ft Wraparound Fixture	40W	4000K	100-277V	White	Dimmable
02471	LED 4ft Wraparound Fixture	40W	5000K	100-277V	White	Dimmable



LED VAPOR TIGHT FIXTURE

Description:
Designed to be used in moisture-filled or harsh settings, these fixtures have a durable housing that resists warping, fading, corrosion, and rust. The impact resistant lenses are able to withstand the weather, and are held in place by non-corrosive metal clips. LED vapor tight fixtures use half the energy of fluorescents, lowering energy cost. These fixtures also eliminate lamp replacement costs and compatibility issues by using integrated LEDs.



Order Code	Description	Wattage	CCT	Voltage	Color	Function
02523	LED 4FT Vapor Tight Fixture	32W	3000K 4000K 5000K	100-277V	White	

COMING SOON!

Order Code	Description	Wattage	CCT	Voltage	Color	Function
02508	LED 4ft Vapor Tight Fixture (Hazel GSR)	35W-45W - 60W	3500K 4000K 5000K	120-277V	White	Dimmable
02509	LED 4ft Vapor Tight Fixture (Hazel GSR)	55W-65W- 75W-90W		120-277V	White	Dimmable
02510	LED 4ft Vapor Tight Fixture (Hazel GSR)	120W-140W- 160W-180W		120-277V	White	Dimmable

LED COVERED STRIP FIXTURE



Description:
The LED Covered Strip Fixture, available in 4' and 8', is designed as a direct replacement for fluorescent strips. This luminaire delivers general ambient lighting in a variety of indoor settings, including schools, offices, hospitals and stores, and is the perfect choice for both new construction and retrofits. This luminaire provides long-life and uniform illumination, as well as standard 0-10VDC dimming capability.



Order Code	Description	Wattage	CCT	Voltage	Color	Function
4' Covered Strip Fixture						
02381	LED 4FT Covered Strip Fixture	24W-32W-40W	3500K 4000K 5000K	100-277V	White	Dimmable/SR


8' Covered Strip Fixture						
02382	LED 8FT Covered Strip Fixture	40W-65W	3500K 4000K 5000K	100-277V	White	Dimmable/SR

LIGHTING CONTROLS

Order Code	Description	Height	Voltage	Color	Function
06221	LED OcuSense Fixture Mounted Sensor	19ft	120-277V	White	3-in-1
06230	DC Powered 3 in 1 OcuSense Control	19ft	10-15VDC	White	3-in-1
06246	LED PIR Fixture Mounted Sensor	39ft	120-347V	White	3-in-1
06247	LED PIR Fixture Mounted Sensor	39ft	120-347V	White	Simple On/Off
06278	LED Intelligent Remote Control	-	-	White	LCD Display
06261	LED PIR Fixture Mounted Occupancy Sensor	40ft	120-277V	White	Bluetooth



LED VOLUMETRIC TROFFER (REDWOOD SSR)



Description:

Our Redwood SSR troffer is dimmable, has selectable wattage and comes sensor ready. Our troffers provide a quick and easy solution for warehouse and other commercial applications. Available in 2'x2' and 2'x4' versions.

Features:

- Mountable in an existing troffer fixture
- Durable steel housing with an acrylic lens that is removable for quick cleaning
- Suitable for retail, schools, offices, healthcare and other various commercial applications



DLC PENDING


Order Code	Description	Wattage	CCT	Voltage	Color	Function
02665	LED 2x2 Volumetric Troffer (Redwood SSR)	15W-20W-30W	4000K	100-277V	White	Dimmable
02666	LED 2x2 Volumetric Troffer (Redwood SSR)	15W-20W-30W	5000K	100-277V	White	Dimmable
02677	LED 2x4 Volumetric Troffer (Redwood SSR)	23W-30W-40W	4000K	100-277V	White	Dimmable
02668	LED 2x4 Volumetric Troffer (Redwood SSR)	23W-30W-40W	5000K	100-277V	White	Dimmable

Coming Soon!

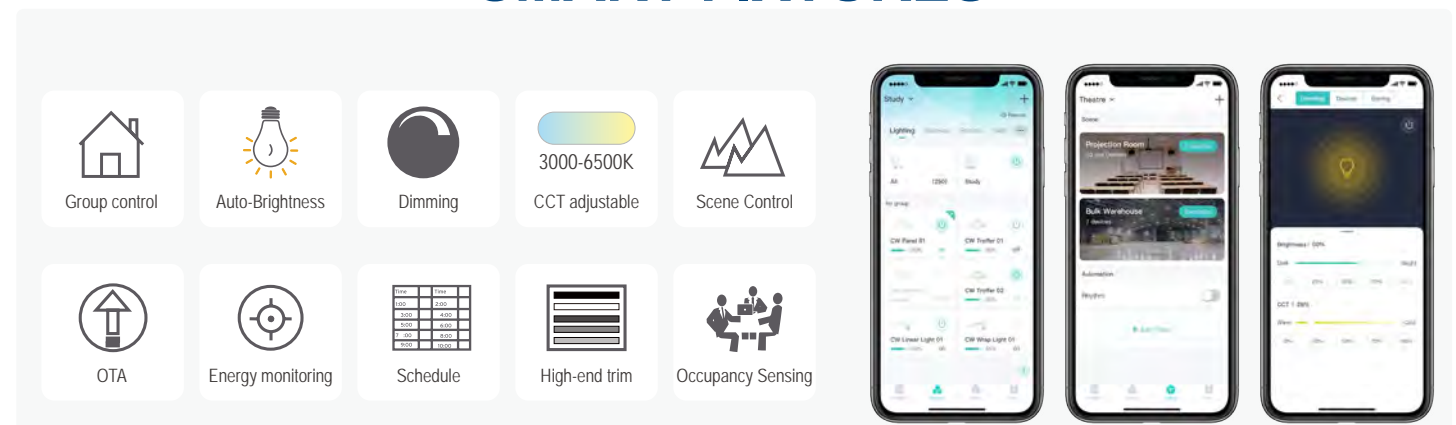
Order Code	Description	Wattage	CCT	Voltage	Color	Function
02675	LED 2x2 Volumetric Troffer (Redwood GSR)	15W-20W-30W	3500K 4000K	120-277V	White	Dimmable SR
02676	LED 2x4 Volumetric Troffer (Redwood GSR)	30W-40W-50W	5000K	120-277V	White	Dimmable SR

LIGHTING CONTROLS

Order Code	Description	Height	Voltage	Color	Function
06267	DC Powered 3 in 1 Ocusense Control	19ft	12VDC	White	3-in-1
06278	LED Intelligent Remote Control	-	-	White	
06274	DC Powered 3 in 1 Bluetooth Control	19ft	12VDC	White	BLE



SMART FIXTURES



Order Code	Description	Wattage	CCT	Voltage	Color	Function
02673	LED 2x2 Volumetric Troffer (Smart SSR)	36W	3500K 4000K	100-277V	White	Bluetooth
02674	LED 2x4 Volumetric Troffer (Smart SSR)	50W	5000K 6500K	100-277V	White	Bluetooth



Order Code	Description	Wattage	CCT	Voltage	Color	Function
02836	LED 2x2 Back-Lit Panel (Smart SSR)	36W	3500K 4000K	100-277V	White	Bluetooth
02837	LED 2x2 Back-Lit Panel (Smart SSR)	50W	5000K 6500K	100-277V	White	Bluetooth



LED FLAT BACKLIT THIN PANEL (BIRCH SSR)

Description:
Ideal for drop ceilings and easy to surface or suspension mount. Direct backlit design provides a smooth and more uniform light distribution than edge-lit panels. Our most common replacement for 2x2 or 2x4 drop ceiling grids where conventional fluorescent troffers are commonly used.

Features:

- High-grade aluminum housing, zinc-coated iron back cover
- Suitable for offices, conference rooms, schools & other commercial applications



Order Code	Description	Wattage	CCT	Voltage	Color	Function
02830	LED 2x2 Back-Lit Panel (Birch SSR)	15W-20W-30W	4000K	100-277V	White	Dimmable/SR
02831	LED 2x2 Back-Lit Panel (Birch SSR)	15W-20W-30W	5000K	100-277V	White	Dimmable/SR
02832	LED 2x4 Back-Lit Panel (Birch SSR)	23W-30W-40W	4000K	100-277V	White	Dimmable/SR
02833	LED 2x4 Back-Lit Panel (Birch SSR)	23W-30W-40W	5000K	100-277V	White	Dimmable/SR

ACCESSORIES

Order Code	Description
02888	2x2 Flat Panel - Surface Mount Brackets
02889	2x4 Flat Panel - Surface Mount Brackets
02884	2x2 Recessed Flange For Drywall Ceilings
02885	2x4 Recessed Flange Set for Drywall Ceilings
02886	Aircraft Cable (Universal Yoke and Toggle Suspension Kit)

LIGHTING CONTROLS

Order Code	Description	Height	Voltage	Color	Function
06243	DC Powered 3 in 1 OcuSense Control	19ft	10-15 VDC	White	3-in-1*
06267	DC Powered 3 in 1 OcuSense Control	19ft	10-15 VDC	White	3-in-1
06278	LED Intelligent Remote Control	-	-	White	LCD Display
06274	DC Powered 3 in 1 Bluetooth Control	19ft	12VDC	White	BLE



LED FLAT BACKLIT THIN PANEL (SPRUCE GSR)

Description:
Ideal for drop ceilings and easy to surface or suspension mount. Direct backlit design provides a smooth and more uniform light distribution than edge-lit panels. Our most common replacement for 2x2 or 2x4 drop ceiling grids where conventional fluorescent troffers are commonly used.

Features:

- High-grade aluminum housing, zinc-coated iron back cover
- Suitable for offices, conference rooms, schools & other commercial applications



Order Code	Description	Wattage	CCT	Voltage	Color	Function
02834	LED 2x2 Flat Panel - Back Lit (Spruce GSR)	25W	3500K	120V-277V	White	Dimmable
02834	LED 2x2 Flat Panel - Back Lit (Spruce GSR)	30W		120V-277V	White	Dimmable
02834	LED 2x2 Flat Panel - Back Lit (Spruce GSR)	40W	4000K	120V-277V	White	Dimmable
02835	LED 2x4 Flat Panel - Back Lit (Spruce GSR)	30W		120V-277V	White	Dimmable
02835	LED 2x4 Flat Panel - Back Lit (Spruce GSR)	40W	5000K	120V-277V	White	Dimmable
02835	LED 2x4 Flat Panel - Back Lit (Spruce GSR)	50W		120V-277V	White	Dimmable

ACCESSORIES

Order Code	Description
02888	2x2 Flat Panel - Surface Mount Brackets
02889	2x4 Flat Panel - Surface Mount Brackets
02884	2x2 Recessed Flange For Drywall Ceilings
02885	2x4 Recessed Flange Set for Drywall Ceilings
02886	Aircraft Cable (Universal Yoke and Toggle Suspension Kit)

LIGHTING CONTROLS

Order Code	Description	Height	Voltage	Color	Function
06210	3-in-1 Microwave Fixture Embedded w/ Detachable Sensor	19ft	120-277V	White	3-in-1
06278	LED Intelligent Remote Control	-	-	White	LCD Display
06274	DC Powered 3 in 1 Bluetooth Control	19ft	12VDC	White	BLE



LED DOWNLIGHT (WILLOW G)

Description:
Our 4", 6", 8" and 10" LED commercial downlights are wattage selectable, CCT tunable and can be programmed with a toggle switch, allowing the ability to choose multiple color temperatures for any setting. Designed to meet most recessed downlighting application needs. This downlight offers comfortable, diffused lighting, with quiet & flicker-free LED technology.

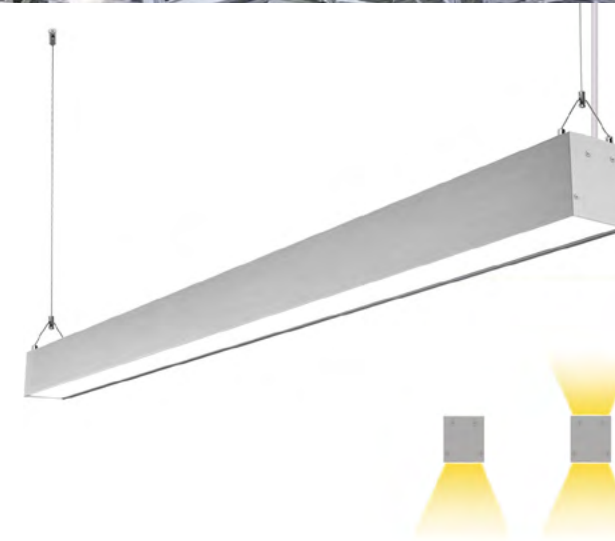
- Features:**
- High-grade aluminum housing
 - Suitable for offices, conference rooms, retail stores, health care facilities



Order Code	Description	Size	Wattage	CCT	Voltage	CRI	Color	Function
CRI 80								
02938	LED Downlight	4"	6W-8W-12W	3000K-4000K-5000K	120-277V	CRI 80	White	Dimmable
02939	LED Downlight	6"	8W-12W-16W	3000K-3500K-4000K	120-277V	CRI 80	White	Dimmable
02940	LED Downlight	6"	8W-12W-16W	3000K-4000K-5000K	120-277V	CRI 80	White	Dimmable
02941	LED Downlight	8"	12W-16W-22W	3000K-3500K-4000K	120-277V	CRI 80	White	Dimmable
02942	LED Downlight	8"	12W-16W-22W	3000K-4000K-5000K	120-277V	CRI 80	White	Dimmable
02943	LED Downlight	10"	22W-28W-33W	3000K-3500K-4000K	120-277V	CRI 80	White	Dimmable
02944	LED Downlight	10"	22W-28W-33W	3000K-4000K-5000K	120-277V	CRI 80	White	Dimmable

LIGHTING CONTROLS

Order Code	Description	Height	Voltage	Color	Function
06210	LED 3 in 1 OcuSense Indoor Fixture Embedded with Detachable Sensor	19ft	120-277V	White	3-in-1
06278	LED Intelligent Remote Control	-	-	White	LCD Display
06265	LED Bluetooth Node	-	120-277V	White	BLE



LED ARCHITECTURAL LINEAR STRIP LIGHT

Description:
This sleek, stylish light features up and down lighting, making this a highly effective lighting solution. These 4-foot LED direct/indirect suspended linear fixtures can be linked together are ideal for a variety of indoor and architectural applications where continuous linear lighting is desired. It is suitable for suspended mounting and can be used in continuous rows.


- Features:**
- Steel housing and acrylic lens
 - Suitable for hospitals, offices, schools, stores



Order Code	Description	Wattage	CCT	Voltage	Color	Function
02550	LED 4ft Linear Strip Light	40W	3000K-4000K-5000K	100-277V	Silver	Linkable - Dimmable
02551	LED 4ft Linear Strip Light	40W	3000K-4000K-5000K	100-277V	White	Linkable - Dimmable
02554	LED 4ft Linear Strip Light	Up 15W /Down 35W	3000K-4000K-5000K	100-277V	White	Linkable - Dimmable

LIGHTING CONTROLS

Order Code	Description	Height	Voltage	Color	Function
06210	LED 3 in 1 OcuSense Indoor Fixture Embedded with Detachable Sensor	19ft	120-277V	White	3-in-1
06278	LED Intelligent Remote Control	-	-	White	LCD Display
06265	LED Bluetooth Node	-	120-277V	White	BLE



ZSR



ZSR RECEPTACLE



PIR SENSOR



REMOTE CONTROL



ZSR SENSOR TECHNOLOGY?

It's the easiest way to add controls to illuminate fixtures. Our ZSR sensor ready technology provides an optimal lighting solution in seconds, delivering the quickest and safest route to add a wide array of control devices to your fixture.

INDUSTRY STANDARD

The ZSR receptacle is an industry standard interface for adding low voltage controls to 0-10V dimming fixtures. Look for the ZSR logo and you know your device is sensor ready and easy to control!



CONTROLS DEVICES

The ZSR receptacle works with a wide variety of control devices, including photocontrols, motion sensors, networked lighting controls including other third-party control devices identified as being compatible with ZSR.

Fixtures that include a ZSR interface work with controls that contain 3-in-1 functionality: Occupancy, Bi-Level Dimming, and Daylight Control. ZSR enabled fixtures provide plug-and-play controls functionality right out of the box.

LED ROUND HIGH BAY (ASH SSR)



Description:

These sensor ready LED Round High Bay are the energy efficient, cost saving alternative to a traditional metal halide lights. These commercial low-profile high bay fixtures provide a quick and easy solution for warehouse and industrial applications. The low-profile height allows for efficient packaging, as well as accommodates applications where a low hanging fixture is undesirable.

Features:

- Heavy duty cast aluminum with an integrated thermally efficient heatsink profile
- Suitable for garage, gymnasium, parking garage, workshop
- Comes with 6ft cord



Order Code	Description	Wattage	CCT	Voltage	Lens	Color	Function
03065	LED Round High Bay (Ash SSR)	60W-80W-100W	5000K	100-277V	Clear	Black	Dimmable / ZSR / 6KV
03066	LED Round High Bay (Ash SSR)	110W-130W-150W	5000K	100-277V	Clear	Black	Dimmable / ZSR / 6KV
03067	LED Round High Bay (Ash SSR)	165W-180W-200W	5000K	100-277V	Clear	Black	Dimmable / ZSR / 6KV
03068	LED Round High Bay (Ash SSR)	200W-220W-240W	5000K	100-277V	Clear	Black	Dimmable / ZSR / 6KV
03069	LED Round High Bay (Ash SSR)	110W-135W-150W	5000K	200-480V	Clear	Black	Dimmable / ZSR / 6KV
03070	LED Round High Bay (Ash SSR)	165W-180W-200W	5000K	200-480V	Clear	Black	Dimmable / ZSR / 6KV

ACCESSORIES

Order Code	Description	Wattage	Voltage
03160	Round High Bay Acrylic Reflector	-	-
03161	Round High Bay Yoke Mount	100-150W	-
03162	Round High Bay Wire Guard	200W	-
03163	Round High Bay Acrylic Reflector	200W	-
03164	Round High Bay Yolk Mount	200W	-
03165	Round High Bay Wire Guard	200W	-
03166	LED Round High Bay Pendant Mount	-	100-277V
03167	LED Round High Bay Pendant Mount	-	200-480V

LIGHTING CONTROLS

Order Code	Description	Height	Voltage	Color	Function
06251	DC Powered 3 in 1 PIR Sensor	49ft	120-277V	White	3-in-1
06259	DC Powered 3 in 1 OcuSense	19ft	120-347V	Black	3-in-1*
06278	LED Intelligent Remote Control	-	-	White	LCD Display
06271	DC Powered 3 in 1 Bluetooth Control	39ft	12VDC	White	BLE

LED ROUND HIGH BAY (OAK SR)



Description:

These sensor ready LED Round High Bay are the energy efficient, cost saving alternative to a traditional metal halide lights. These commercial low-profile high bay fixtures provide a quick and easy solution for warehouse and industrial applications. The low-profile height allows for efficient packaging, as well as accommodates applications where a low hanging fixture is undesirable.

Features:


- Heavy duty cast aluminum with an integrated thermally efficient heatsink profile
- Suitable for garage, gymnasium, parking garage, workshop
- Comes with 6ft cord



Order Code	Description	Wattage	CCT	Voltage	Lens	Color	Function
03071	LED Round High Bay (Oak SSR)	100W	5000K	100-277V	Clear	Black	Dimmable / 5KV
03072	LED Round High Bay (Oak SSR)	150W		100-277V	Clear	Black	Dimmable / 5KV
03073	LED Round High Bay (Oak SSR)	200W		100-277V	Clear	Black	Dimmable / 5KV
03074	LED Round High Bay (Oak SSR)	100W		100-277V	Clear	White	Dimmable / 5KV
03075	LED Round High Bay (Oak SSR)	150W		100-270V	Clear	White	Dimmable / 5KV

LIGHTING CONTROLS

Order Code	Description	Height	Voltage	Color	Function
06234	DC Powered 3-in-1 Indoor OcuSense Sensor	49ft	10-15VDC	Black	3-in-1
06278	LED Intelligent Remote Control	-	-	White	LCD Display





LED LINEAR HIGH BAY FULL BODY (MAPLE B)

Description:
This high bay fixture provides a quick and easy solution for warehouse and industrial applications. The linear profile allows for a one-for-one substitution with existing linear fluorescent high bay fixtures and is designed to replace traditional 150W-1000W T8 fluorescent-equivalent high bay fixtures.

- Features:**
- Extruded aluminum with polycarbonate frosted lens
 - Suitable for factory, workshop, warehouse, gymnasium
 - V-hook and chain included



Order Code	Description	Wattage	CCT	Voltage	Lens	Color	Function
03357	LED Linear High Bay Full Body (Maple B)	85W	5000K	100-277V	Frosted	White	Dimmable
03358	LED Linear High Bay Full Body (Maple B)	105W	5000K	100-277V	Frosted	White	Dimmable
03359	LED Linear High Bay Full Body (Maple B)	130W	5000K	100-277V	Frosted	White	Dimmable
03360	LED Linear High Bay Full Body (Maple B)	155W	5000K	100-277V	Frosted	White	Dimmable
03361	LED Linear High Bay Full Body (Maple B)	210W	5000K	100-277V	Frosted	White	Dimmable
03362	LED Linear High Bay Full Body (Maple B)	255W	5000K	100-277V	Frosted	White	Dimmable

ACCESSORIES

Order Code	Description	Wattage
03494	Linear Strip Body High Bay Pendant Mount	90W-220W
03495	Linear Strip Body High Bay Wireguard	90W-165W

LIGHTING CONTROLS

Order Code	Description	Height	Voltage	Color	Function
06221	LED OcuSense Fixture Mounted Sensor	19ft	120-277V	White	3-in-1
06225	LED OcuSense Fixture Mounted Sensor	49ft	347-480V	White	3-in-1
06246	LED PIR Fixture Mounted Sensor	39ft	120-347V	White	3-in-1
06247	LED PIR Fixture Mounted Sensor	39ft	120-347V	White	Simple On/Off
06278	LED Intelligent Remote Control	-	-	White	LCD Display
06269	LED PIR Fixture Mounted BLE Sensor	40ft	100-277V	White	BLE



LED LINEAR HIGH BAY (PINE SSR)

Description:
These commercial 2ft & 3ft linear high bay fixtures provide a quick and easy solution for warehouse and industrial applications. The linear profile allows for a one-for-one substitution with existing linear fluorescent high bay fixtures where the original chain suspension hardware can transfer directly over for an easy quick install.

- Features:**
- Heavy duty cast aluminum with an integrated thermally efficient heatsink profile
 - Suitable for garage, gymnasium, parking garage, workshop
 - Aircraft cable and 6ft cord included



Order Code	Description	Size	Wattage	CCT	Voltage	Lens	Color	Function
09240	LED Linear High Bay (Pine SSR)	2ft	70W-90W-110W	5000K	100-277V	Frosted	White	Dimmable / ZSR / 10KV
09241	LED Linear High Bay (Pine SSR)	2ft	135W-150W-165W	5000K	100-277V	Frosted	White	Dimmable / ZSR / 10KV
09242	LED Linear High Bay (Pine SSR)	2ft	180W-200W-220W	5000K	100-277V	Frosted	White	Dimmable / ZSR / 10KV
09243	LED Linear High Bay (Pine SSR)	3ft	180W-200W-220W	5000K	100-277V	Frosted	White	Dimmable / ZSR / 10KV
09244	LED Linear High Bay (Pine SSR)	3ft	255W-275W-300W	5000K	100-277V	Frosted	White	Dimmable / ZSR / 10KV

ACCESSORIES

Order Code	Description	Wattage
03494	Linear Strip Body High Bay Pendant Mount	90W-220W
03495	Linear Strip Body High Bay Wireguard	90W-165W
03497	3FT Linear Strip Body High Bay Pendant Mount	220W-300W
03498	3FT Linear Strip Body High Bay Wireguard	220W-300W

LIGHTING CONTROLS

Order Code	Description	Height	Voltage	Color	Function
06251	DC Powered 3 in 1 PIR Sensor	49ft	120-277V	White	3-in-1
06259	DC Powered 3 in 1 OcuSense	19ft	120-347V	Black	3-in-1*
06278	LED Intelligent Remote Control	-	-	White	LCD Display
06269	LED PIR Fixture Mounted BLE Sensor	40ft	100-277V	White	BLE
06271	DC Powered 3 in 1 Bluetooth Control	39ft	12VDC	White	BLE

REMEMBER

MES OPTIONAL 10 YEAR WARRANTY




MES products come standard with a best-in-class 7-year warranty. For an additional peace of mind, remember to request our optional 10-year product warranty or 10-year warranty for product and labor.

See your sales representative for additional details.

3000K



4000K



5000K





LED SECURITY WALL PACK

Description:

The Security Wall Pack is a great addition to poorly lit areas. This fixture can be mounted directly to a wall, side of building, or above a walkway. Construction consists of a weatherproof powder coated aluminum housing with wiring and conduit knockouts and a polycarbonate lens. Easily mount the wall pack on a recessed junction box. With its built in photocell, this fixture turns on automatically when the environment gets dark and turns off by itself with the first glimpse of daylight.

Features:

- Die-cast aluminum with prismatic polycarbonate lens
- Suitable for security lighting, perimeter lighting, parking garage
- Photocell included



LED STANDARD WALL PACK (TIGER B)

Description:

The LED standard wall pack combines traditional wall pack design with high-output LEDs to provide an energy-efficient, low maintenance LED wall pack suitable for replacing Metal Halide fixtures. The traditional shape helps maintain building aesthetics when replacing only a portion of your building's wall packs at a time while also eliminating unwanted markings from the removal of older fixtures.

Features:

- Die-cast aluminum housing with hinged door frame
- Suitable for warehouse, factory, storage, pedestrian lighting
- Photocell included



Order Code	Description	Wattage	CCT	Voltage	Color
05050	LED Wall Pack Security	15W	3500K 4000K 5000K	120V	Bronze
05059	LED Wall Pack Security	10W-15W-20W		120V	Bronze
05058	LED Wall Pack Security	10W-15W-20W		120V	White

Order Code	Description	Wattage	CCT	Voltage	Color
05252	LED Standard Wall Pack	40W	5000K	100-277V	Bronze
09100	LED Standard Wall Pack	55W		100-277V	Bronze
05253	LED Standard Wall Pack	60W		100-277V	Bronze
05251	LED Standard Wall Pack	80W		100-277V	Bronze
05256	LED Standard Wall Pack	120W		100-277V	Bronze
09102	LED Standard Wall Pack	35W		100-277V	White
05257	LED Standard Wall Pack	60W		100-277V	White
09104	LED Standard Wall Pack	80W		100-277V	White
09229	LED Standard Wall Pack	120W		100-277V	White



Order Code	Description	Wattage	CCT	Voltage	Color
05258	LED Standard Wall Pack	40W	3500K-4000K-5000K	100-277V	Bronze
05254	LED Standard Wall Pack	60W	3500K-4000K-5000K	100-277V	Bronze
05255	LED Standard Wall Pack	80W	3500K-4000K-5000K	100-277V	Bronze



LED FULL CUT OFF WALL PACK

Description:

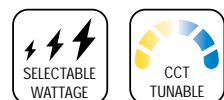
- This selectable wattage LED Full Cutoff Wall Pack features a rugged exterior housing, ideal for commercial outdoor buildings and easily replaces any preexisting wall pack fixture.

Features:

- Die-cast aluminum housing with die-cast aluminum with polycarbonate lens
- Surface mounted, suitable for hospitals warehouses, factories, storage, retail



Order Code	Description	Wattage	CCT	Voltage	Color
05123	LED Full Cutoff Wall Pack	20W-30W-40W	5000K	100-277V	Bronze



Order Code	Description	Wattage	CCT	Voltage	Color
05125	LED Full Cutoff Wall Pack	20W-30W-40W	3000K 4000K 5000K	100-277V	Bronze

LED SLIM FULL CUTOFF

Description:

This LED Slim Full Cutoff Wall Pack comes with selectable wattage and is PIR sensor ready, adjustable from 0-90 degree angles and ideal for ideal for commercial outdoor buildings. It easily replaces any pre-existing wall pack fixture.

Features:

- Die-cast aluminum housing with prismatic lens
- Suitable for warehouse, factory, storage, pedestrian lighting



Order Code	Description	Wattage	CCT	Voltage	Color
05108	LED Slim Full Cutoff Wall Pack	20W-30W-40W	5000K	100-277V	Bronze
05109	LED Slim Full Cutoff Wall Pack	20W-40W-60W-80W		100-277V	Bronze




LED DUSK TO DAWN (BARN LIGHTS)

Description:

- These LED Barn Lights are great addition to poorly lit areas This fixture can be mounted directly to a wall, pole, or to a new or existing mounting arm. Built with SMB technology providing up to 6,875 LM, the barn light produces radiant light for your outdoor activities. Its die casting aluminum housing gives great passive heat dissipation, shock, and erosion resistance. With its built in photocell, this fixture turns on automatically when the environment gets dark and turns off by itself with the first glimpse of daylight.

Features:

- Die cast aluminum with prismatic polycarbonate lens
- Suitable for security lighting, perimeter lighting, farm, garage, barn, yard, parkways
- Photocell included



COMING SOON!

Order Code	Product	Wattage	CCT	Voltage	Color	Function
05005	LED Dusk to Dawn Barn Light	40W-50W-60W	3000K 4000K 5000K	100-277V	Silver Grey	Dimmable

ACCESSORIES

Order Code	Description	Wattage	Voltage
05030	Curve Metal Pipe for Barn Light Only	-	-
08361	Step Down Transformer	-	200-480V to 100-277V

LIGHTING CONTROLS

Order Code	Description	Height	Voltage	Color	Function
05714	Twist Lock Photocell for Shoebox & Multi- Purpose Flood	-	100-277V	Blue	Simple On/Off
05715	Twist Lock Photocell for Shoebox & Multi-Purpose Flood	-	200-480V	Yellow	Simple On/Off

LED CANOPY / GARAGE FIXTURE (KODIAK G)



Description:
Our Kodiak G Garage Canopy Fixture is CCT tunable, has selectable wattage and capable of being mounted in any soffit/canopy or even surface mounted. This fixture is applicable to any industrial or commercial premise, but perfectly suitable for garages and parking spaces.

- Features:**
- Die cast aluminum with integral heatsink
 - Suitable for warehouse, factory, gas station, workshop
 - 160° beam angle is perfect for illuminating large spaces without leaving dark spots.
 - 0-10V dimming.



Order Code	Description	Wattage	CCT	Voltage	Color	Function
05819	LED Canopy / Garage Fixture (Kodiak G)	10W-15W-20W	3000K 4000K 5000K	100-277V	Bronze	-
05820	LED Canopy / Garage Fixture (Kodiak G)	20W-30W-45W		100-277V	Bronze	-
05821	LED Canopy / Garage Fixture (Kodiak G)	40W-50W-60W		100-277V	Bronze	-
05816	LED Canopy / Garage Fixture (Kodiak G)	10W-15W-20W		100-277V	White	-
05817	LED Canopy / Garage Fixture (Kodiak G)	20W-30W-45W		100-277V	White	-
05818	LED Canopy / Garage Fixture (Kodiak G)	40W-50W-60W		100-277V	White	-

ACCESSORIES

Order Code	Description	Size	Hole	Voltage
05880	Canopy Flat Plate	18x18	8x8 Square Hole	-
05882	Canopy Flat Plate	18x18	-	-
05883	Canopy Flat Plate	24x24	8x8 Square Hole	-
05884	Canopy Flat Plate	24x24	-	-
08361	Step Down Transformer	-	-	200-480V to 100-277V

LIGHTING CONTROLS

Order Code	Description	Height	Voltage	Color	Function
06451	Photocell Button Style	-	120-277V	Black	Simple On/Off
09172	Photocell Swivel Style	-	120-277V	Black	Simple On/Off



LED PETROLEUM CANOPY LIGHT (LYNX B)

Description:
This slim and sleek LED Petroleum Canopy Light is a high-performance light fixture, capable of being mounted in any soffit/canopy or even surface mounted. Because of its unique design and features, it's the best outdoor lighting fixture applicable to any industrial or commercial premise but most particularly for gas stations. The 120-degree beam angle is perfect for illuminating large spaces without leaving dark spots.

- Features:**
- Die cast aluminum with integral heatsink
 - Suitable for warehouse, factory, gas station, workshop



Order Code	Description	Wattage	CCT	Voltage	Color	Function
05855	LED Canopy Light (Lynx B)	120W	5000K	100-277V	White	-
05856	LED Canopy Light (Lynx B)	150W		100-277V	White	-

ACCESSORIES

Order Code	Description	Size	Hole	Voltage
05880	Canopy Flat Plate	18x18	8x8 Square Hole	-
05882	Canopy Flat Plate	18x18	-	-
05883	Canopy Flat Plate	24x24	8x8 Square Hole	-
05884	Canopy Flat Plate	24x24	-	-
08361	Step Down Transformer	-	-	200-480V to 100-277V

LIGHTING CONTROLS

Order Code	Description	Height	Voltage	Color	Function
06451	Photocell Button Style	-	120-277V	Black	Simple On/Off
09172	Photocell Swivel Style	-	120-277V	Black	Simple On/Off



LED SMALL FLOOD LIGHT

Description:

The LED Small Flood is a high performance LED lighting solution designed with optical versatility and a slim, low profile design. Its rugged cast aluminum housing minimizes wind load requirements and features an integral, watertight LED driver compartment and high performance aluminum heat sinks.

Features:

- Die-cast aluminum housing with prismatic lens
- Suitable for warehouse, factory, storage, pedestrian lighting



Order Code	Description	Wattage	CCT	Voltage	Color	Mount	Lens
05351	LED Flood Light	15W	5000K	100-277V	Bronze	Yoke Mount	Type 5 Lens
05354	LED Flood Light	30W		100-277V	Bronze	Trunnion Mount	Type 5 Lens
05355	LED Flood Light	30W		100-277V	Bronze	Yoke Mount	Type 5 Lens
05358	LED Flood Light	50W		100-277V	Bronze	Trunnion Mount	Type 5 Lens
05357	LED Flood Light	50W		100-277V	Bronze	Yoke Mount	Type 5 Lens



Order Code	Description	Wattage	CCT	Voltage	Color	Mount	Lens
05364	LED Flood Light	15W	3000K 4000K 5000K	100-277V	Bronze	Knuckle Mount	Type 5 Lens
05363	LED Flood Light	15W		100-277V	Bronze	Trunnion Mount	Type 5 Lens
05359	LED Flood Light	30W		100-277V	Bronze	Knuckle Mount	Type 5 Lens
05360	LED Flood Light	30W		100-277V	Bronze	Trunnion Mount	Type 5 Lens
05349	LED Flood Light	50W		100-277V	Bronze	Knuckle Mount	Type 5 Lens
05362	LED Flood Light	50W		100-277V	Bronze	Trunnion Mount	Type 5 Lens

ACCESSORIES

Order Code	Description	Height	Voltage	Color	Function
08361	Step Down Transformer	-	200-480V to 100-277V	-	-

LIGHTING CONTROLS

Order Code	Description	Height	Voltage	Color	Function
06451	Photocell Button Style	-	120-277V	Black	Simple On/Off
09172	Photocell Swivel Style	-	120-277V	Black	Simple On/Off



LED AREA LIGHT (LION SSR)

Description:
Our slim design LED Area Light is built to withstand all climates and extreme temperatures. This fixture features our new ZSR sensor ready technology, allowing the ability to add an array of controls. The easy mount system includes your choice of slipfitter, arm mount, or trunnion mount. With a Type III distribution it delivers an oval light with a lateral width of 40 degrees that is projects outwards into the area being lit, perfect for large areas including parking lots and roadways.

- Features:**
- Die cast aluminum with powder coat finish. UV-stabilized polycarbonate lens
 - Suitable for retail, parking lot poles, street lights
 - 6KV surge protection



Order Code	Description	Wattage	CCT	Voltage	Color	Lens
05690	LED Area Light (Lion SSR)	40W-50W-60W	5000K	100-277V	Bronze	Type III
05691	LED Area Light (Lion SSR)	60W-75W-90W		100-277V	Bronze	Type III
05692	LED Area Light (Lion SSR)	90W-105W-120W		100-277V	Bronze	Type III
05693	LED Area Light (Lion SSR)	120W-135W-150W		100-277V	Bronze	Type III
05694	LED Area Light (Lion SSR)	150W-165W-185W		100-277V	Bronze	Type III
05695	LED Area Light (Lion SSR)	200W-220W-240W		100-277V	Bronze	Type III
05696	LED Area Light (Lion SSR)	260W-280W-300W		100-277V	Bronze	Type III
05697	LED Area Light (Lion SSR)	60W-75W-90W		100-277V	Black	Type III
05698	LED Area Light (Lion SSR)	120W-135W-150W		100-277V	Black	Type III
05699	LED Area Light (Lion SSR)	200W-220W-240W		100-277V	Black	Type III
05687	LED Area Light (Lion SSR)	150W-165W-185W		100-277V	White	Type III
05688	LED Area Light (Lion SSR)	200W-220W-240W		100-277V	White	Type III
05689	LED Area Light (Lion SSR)	260W-280W-300W		100-277V	White	Type III
05789	LED Area Light (Lion SSR)	60W-75W-90W		100-277V	Silver	Type III
05790	LED Area Light (Lion SSR)	120W-135W-150W		100-277V	Silver	Type III
05791	LED Area Light (Lion SSR)	200W-220W-240W		100-277V	Silver	Type III



MOUNT OPTIONS



MOUNTS

Order Code	Description	Color	
Arm Mount	05700	Shoebox Easy Arm Mount	Bronze
	05702	Shoebox Easy Arm Mount	Black
	05701	Shoebox Easy Arm Mount	White
	05792	Shoebox Easy Arm Mount	Silver
Slipfitter Mount	05703	Shoebox Easy Slipfitter Mount	Bronze
	05705	Shoebox Easy Slipfitter Mount	Black
	05704	Shoebox Easy Slipfitter Mount	White
	05793	Shoebox Easy Slipfitter Mount	Silver
Trunnion Mount	05706	Shoebox Easy Trunnion Mount	Bronze
	05708	Shoebox Easy Trunnion Mount	Black
	05707	Shoebox Easy Trunnion Mount	White
	05794	Shoebox Easy Trunnion Mount	Silver

ACCESSORIES

Order Code	Description	Wattage	Voltage
05712	LED Shoebox Shield 100W 150W	100W-150W	-
05713	LED Shoebox Shield 240W 300W	240W-300W	-
08360	Step Down Transformer	-	480V-277V

LIGHTING CONTROLS

Order Code	Description	Height	Voltage	Color	Function
05714	Twist Lock Photocel	-	100-277V	Blue	Simple On/Off
05715	Twist Lock Photocell	-	200-480V	Yellow	Simple On/Off
06251	DC Powered 3 in 1 PIR Sensor	39ft	-	White	3-in-1
06259	DC Powered 3 in 1 OcuSense	19ft	120-347V	Black	3-in-1*
06278	LED Intelligent Remote Control	-	-	White	LCD Display
06271	LED PIR Fixture Mounted BLE Sensor	39ft	120-277V	White	BLE



LED POST TOP LIGHT

Description:

This beautifully designed LED post top light provides a style that can be used for traditional and contemporary applications. Some models offer CCT Tunable functionality, allowing the ability to change the light color temperature from a warm white (3000K) to a natural white (4000K) to a daylight white (5000K), giving this light the capability to fit all application necessities. For convenience, the photocell feature offers a maintenance-free dusk to dawn operation.

Features:

- Powder-coated aluminum, durable exterior, resists corrosion
- Suitable for corporate parks, downtown spaces, or retail parkways



Order Code	Description	Wattage	CCT	Voltage	Color	Function
05900	LED Post Top	35W	3000K-4000K-5000K	100-277V	Bronze	Photocell Ready

Order Code	Description	Wattage	CCT	Voltage	Color	Function
05902	LED Post Top	100W	5000K	100-277V	Bronze	Photocell Ready
05903	LED Post Top	150W	5000K	100-277V	Bronze	Photocell Ready

LIGHTING CONTROLS

Order Code	Description	Height	Voltage	Color	Function
05714	Twist Lock Photocell for Shoebox & Multi- Purpose Flood	-	100-277V	Blue	Simple On/Off
05715	Twist Lock Photocell for Shoebox & Multi-Purpose Flood	-	200-480V	Yellow	Simple On/Off



LED STADIUM LIGHT (WOLVERINE)



Description:

Light up any parking lot or stadium with this high output LED Stadium Light. This energy-saving light has instant start with no flickering or humming. 30 degree beam angle pushes more of the light to the ground. Ideal for higher installs and designed to replace a 1500 watt Metal Halide.

Features:

- Aluminum housing with high tech heat sink.
- IP65 waterproof for all weather conditions
- Suitable for stadium and parking lot lighting



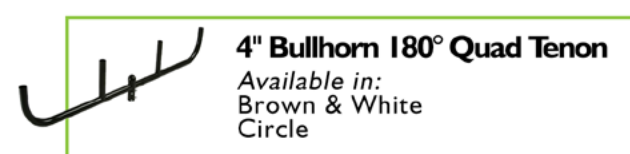

Order Code	Description	Wattage	CCT	Voltage	Color	Lens	Function
05950	LED Stadium Light	500W	5000K	100-277V	Black	Striped	-
09153	LED Stadium Light	500W	5000K	200-480V	Black	Striped	-
05953	LED Stadium Light	750W	5000K	120-277V	Bronze	Striped	-

ACCESSORIES

Order Code	Description			
05721	Stadium Light Slipfitter Mount			
05723	Stadium Light Laser			

LIGHTING CONTROLS

Order Code	Description	Height	Voltage	Color	Function
06451	Photocell Button Style	-	120-277V	Black	Simple On/Off
09172	Photocell Swivel Style	-	120-277V	Black	Simple On/Off



Mounting brackets and accessories for our Shoebox Lights can be found on pages 53.

Order Code	Description	Color	Mount Position
01002	Straight Wall Mount Bracket	Bronze	
01003	Straight Wall Mount Bracket	White	
01004	90° Degree Wall Mount Bracket	Bronze	L Bracket
01005	90° Degree Wall Mount Bracket	Black	L Bracket
01006	Side Mount Bracket for Square Pole	Bronze	
01100	4" Square Tenon Adapter	Bronze	Vertical Mount
01101	4" Square Tenon Adapter	White	Vertical Mount
01102	4" Circle Tenon Adapter	Bronze	Vertical Mount
01103	4" Circle Tenon Adapter	White	Vertical Mount
01104	4" Square Short Single Tenon	Bronze	Horizontal
01105	4" Square Short Single Tenon	White	Horizontal
01106	4" Square Short 180° Twin Tenon	Bronze	
01107	4" Square Short 180° Twin Tenon	White	
01108	4" Circle Short 180° Twin Tenon	Bronze	
01109	4" Circle Short 180° Twin Tenon	White	
01110	4" Square Short 90° Twin Tenon	Bronze	
01111	4" Square Short 90° Twin Tenon	White	
01112	4" Circle Short 90° Twin Tenon	Bronze	
01113	4" Circle Short 90° Twin Tenon	White	
01114	4" Square Short 90° Triple Tenon	Bronze	
01115	4" Square Short 90° Triple Tenon	White	
01116	4" Circle Short 90° Triple Tenon	Bronze	
01117	4" Circle Short 90° Triple Tenon	White	
01118	4" Square Short 90° Quad Tenon	Bronze	
01119	4" Square Short 90° Quad Tenon	White	
01120	4" Circle Short 90° Quad Tenon	Bronze	
01121	4" Circle Short 90° Quad Tenon	White	
01200	4" Square Low Profile 180° Dual Tenon	Bronze	
01201	4" Square Low Profile 180° Dual Tenon	White	
01202	4" Square Low Profile 180° Quad Tenon	Bronze	
01203	4" Square Low Profile 180° Quad Tenon	White	
01204	4" Square Low Profile 180° Triple Tenon	Bronze	
01205	4" Square Low Profile 180° Triple Tenon	White	
01250	4" Circle Bullhorn 180° Dual Tenon	Bronze	
01251	4" Circle Bullhorn 180° Dual Tenon	White	
01252	4" Circle Bullhorn 180° Triple Tenon	Bronze	
01253	4" Circle Bullhorn 180° Triple Tenon	White	
01254	4" Circle Bullhorn 180° Quad Tenon	Bronze	
01255	4" Circle Bullhorn 180° Quad Tenon	White	

LED EMERGENCY DRIVER



Our LED Emergency Driver provides constant power output to the load during emergency mode operation. It can be operated as NORMALLY-ON, NORMALLY-OFF, or SWITCHED LOAD. Included with a Charge/Power "ON" LED indicator light and push-to-test switch for mandated code compliance testing. This LED driver is suitable for installation inside, on top, or in remote mount of the fixture.



Order Code	Description	Wattage	Voltage	Lumens
06750	LED Emergency Driver	10.7W	20-50V DC	1600 LM
09178	LED Emergency Driver	13.7W	20-50V DC	2000 LM
06751	LED Emergency Driver	17W	20-50V DC	2400 LM

* Functions include occupancy sensor, bi-level dimming, and daylight control.

Order Code	Description	Height	Voltage	Color	Function
Fixture-Embedded Sensors (Indoor)					
06230	DC Powered 3 in 1 OcuSense Control For Sensor Ready Troffer	19ft	10-15 VDC	White	3-in-1*
06234	DC Powered 3 in 1 Indoor OcuSense Sensor For Sensor Ready Round High Bay	49ft	10-15 VDC	Black	3-in-1*
06243	DC Powered 3 in 1 OcuSense Control for Sensor Ready Magnetic Strips and Flat Panels	19ft	10-15 VDC	White	3-in-1*
06254	DC Powered 3 in 1 PIR Control for Sensor Ready Back-lit Panels and Troffer	19ft	120-347V	White	3-in-1*
06259	DC Powered 3 in 1 OcuSense for Ash-Pine-Lion-Full/Slim Cutoff Wall Pack	49ft	120-347V	Black	3-in-1*
Fixture-Mounted Sensors (Indoor)					
06221	LED OcuSense Fixture Mounted Control	19ft	120-277V	White	3-in-1*
06224	LED OcuSense Round High Bay Control	49ft	100-277V	Black	3-in-1*
06225	LED OcuSense Fixture Mounted Control	49ft	347-480V	White	3-in-1*
06227	LED OcuSense Round High Bay Control	49ft	347-480V	Black	3-in-1*
06246	LED PIR Fixture Mounted Control	39ft	120-347V	White	3-in-1*
06247	LED PIR Fixture Mounted Control	39ft	120-347V	White	Simple On/Off
06240	LED Daylight Harvesting Control		1-10 VDC	White	1-10V Dimmer / 10-100% Continuous Dimming
Remote Control					
06278	LED Intelligent Remote Control	-	100-277V	White	LCD Display

* Functions include occupancy sensor, bi-level dimming, and daylight control.



Wireless Bluetooth Wall Switch



DC Powered PIR (SkyFi Blu+) Occupancy Sensor for 06265



DC Powered PIR (SkyFi Blu+) Sensor w/Daylight Harvesting




LED PIR Fixture Mounted (SkyFi Blu+) Occupancy Sensor W/Daylight Harvesting



Bluetooth Power Pack 100-2777V



Order Code	Product
06261	LED PIR Fixture Mounted (SkyFi Blu+) Occupancy Sensor W/Daylight Harvesting
06264	DC Powered PIR (SkyFi Blu) Sensor w/Daylight Harvesting
06265	Bluetooth Node (SkyFi Blu+)
06266	DC Powered PIR (SkyFi Blu+) Occupancy Sensor for 06265
06263	Wireless Bluetooth Wall Switch (SkyFi Blu+)



ADVANCED FUNCTIONALITY

The MES SkyFi Blu+ System supports area control, group control, and scene control. Advanced signal stabilization makes it suitable for office, school library, hospital, warehouse, and more. Its motion sensor interaction and photon sensor help to maintain comfortable lighting. Color temperature (Kelvin) can be changed depending on the time of day, which lets people improve their work efficiency.

EASY OPERATION

Our self-developed APP has a user friendly interface. It's simple setup and operation makes it quick and easy to program.

One smart phone can control all lights and scenes with one switch. Leaving the customer in complete control of their environment





Order Code	Product
Fan Motors	
08100	ECM Blue 3.3in Evaporator Fan Motor Straight Shaft 115V/208-230V CW/CCW
08101	ECM Blue 3.3in Evaporator Fan Motor Control w/ Thermistors (Controls up to 5 Motors) 08515
08102	ECM Blue Reach-In Motor Screw Shaft 115V/208-230V CW/CCW
08125	Wireless Programmer Kit for Azure Motor 08505
08127	Relay in a Box RIB01P
Anti-Sweat	
08010	Relative Humidity Anti-Sweat Heater Control Kit
Strip Curtains	
08025	QuickStrip - Standard Smooth 8in x .080in x 8ft (1 Strip)
08026	QuickStrip - Standard Smooth 8in x .080in x 296ft (1 roll of 37 x 8ft Strips)
08027	QuickStrip Low Temp Non-Reinforced 8in x .080in x 8ft (1 Strip)
08028	QuickStrip Low Temp Non-Reinforced 8in x .080in x 296ft (1 roll of 37 x 8ft Strips)
08029	QuickMount MD 2FT Section of Mounting Hardware
Door Closers	
08000	Light Commercial Door Closer
Cooler & Vending Misers	
08015	Cooler Miser with Sensor UL Listed
08017	Vending Miser with Sensor






LED V-SHAPE COLD CASE (COOLER) LIGHT

Description:
This 45° LED V-shape cold case (cooler) light with fixture bracket is ideally used for cooler lighting. The 45° V-shape design has a 160° beam angle that gives products a sharper look as more light shines towards them giving off a perfect 5000k natural white light. These LED lights contain no mercury and are in accordance with CE and RoHS testing standards, in addition to being ETL certified and come in 4', 5' and 6' variations.

- Features:**
- Aluminum polycarbonate lens
 - Suitable for coolers, refrigeration, workshops, warehouses



Order Code	Product	Size	Wattage	CCT	Voltage	Color	Lens	Function
08072	LED Cold Case (Cooler) Light	4ft	18W	6500K	100-277V	White	Clear	Daisy Chain
08073	LED Cold Case (Cooler) Light	5ft	32W	5000K	100-277V	White	Clear	Daisy Chain
08074	LED Cold Case (Cooler) Light	6ft	40W	5000K	100-277V	White	Clear	Daisy Chain



LED SPIDER GROW LIGHTS

Description:
Our full-cycle LED Spider Grow Lights are designed to target only the parts of the spectrum your plants need to thrive through both vegetative and flowering cycles. Continuous dimming (0-10V) comes standard. Suitable for use with dimmers and controllers. Multiple fixtures can be connected together using a single controller and then grouped together to be controlled simultaneously.

- Features:**
- Extruded aluminum with an acrylic lens
 - Suitable for indoor and greenhouse



MADE TO ORDER

Order Code	Description	Wattage	CCT	Voltage	Color	Lens	Beam Angle	Driver
02990	LED Spider Grow Light	330W	5000K	100-277V	Silver	Clear	120°	Meanwell Driver
02991	LED Spider Grow Light	330W	5000K	100-277V	Silver	Clear	120°	Sosen Driver
02992	LED Spider Grow Light	660W	5000K	100-277V	Silver	Clear	120°	Meanwell Driver
02993	LED Spider Grow Light	660W	5000K	100-277V	Silver	Clear	120°	Sosen Driver

LIGHTING CONTROLS

Order Code	Description
09126	Grow Light Controller System





SOLAR MODULE



Description:

Solar modules convert sunlight to electricity via the photovoltaic effect. The high-power density solar modules yield great power per square meter, decrease labor installation time and decrease balance of system requirements. Dependent on the mounting application (roof or ground), the solar modules integrate various form factors and cell technologies: monofacial, bifacial, mono and poly.

Features:

- 30 year linear power warranty
- 12 year product warranty on materials and workmanship
- Heavy snow load up to 5400 Pa, wind load up to 2400 Pa
- IEC 61730, UL 61730 certified
- Suitable for ground mount and rooftop installations



Order Code	Product	Wattage	Cell Face	Cell Type	Manufacturer
09502	Solar Module	405	Bifacial	Poly	Canadian Solar
09507	Solar Module	440	Non-Bifacial	Mono	Canadian Solar
09508	Solar Module	435	Bifacial	Mono	Canadian Solar
09509	Solar Module	440	Bifacial	Mono	Canadian Solar



SOLAR INVERTER



Description:

Solar inverters convert direct current to alternating current in a photovoltaic system. The grid tied inverter are designed to provide high yield and enable significant balance of system savings. Dependent on system requirements, the inverter are either single phase or three phase. Conversion efficiency yields up to 98.8% and a wide operating range.

Features:

- 10 year standard warranty, available to extend up to 20 years
- Maximum efficiency of 98.8%
- UL 1741 & IEC 62109.1 certified for safety
- IEEE 1547 & EC 62109.2 certified for safety & operability with utility grid
- Monitoring for real-time operational efficiency



Order Code	Product	Rated AC Power	Manufacturer
09503	Inverter	60,000	Canadian Solar
09504	Wirebox	50,000-60,000	Canadian Solar

DATA MONITORING

CSI Cloud Apps

CSI WiFi Stick

WiFi Stick

END OF LIFE FIXTURES

DISCOUNTED

HOT

BUYYS!

Order Code	Description	Wattage	CCT	Voltage	Base	Lens
04303*	LED HID 360 Retrofit Bulb	30W	5000K	100-277V	E39 Base	Clear
04304*	LED HID 360 Retrofit Bulb	40W	5000K	100-277V	E39 Base	Clear
04306*	LED HID 360 Retrofit Bulb	60W	5000K	100-277V	E39 Base	Clear
04308*	LED HID 360 Retrofit Bulb	80W	5000K	100-277V	E39 Base	Clear
04310*	LED HID 360 Retrofit Bulb	100W	5000K	100-277V	E39 Base	Clear
04312*	LED HID 360 Retrofit Bulb	150W	5000K	100-277V	E39 Base	Clear



Order Code	Description	Wattage	CCT	Voltage	Base	Lens
04375*	LED HID 180 Retrofit Bulb	36W	5000K	100-277V	E39 Base	Clear
04376*	LED HID 180 Retrofit Bulb	54W	5000K	100-277V	E39 Base	Clear
04377*	LED HID 180 Retrofit Bulb	75W	5000K	100-277V	E39 Base	Clear
04378*	LED HID 180 Retrofit Bulb	115W	5000K	100-277V	E39 Base	Clear



Order Code	Description	Wattage	CCT	Voltage	Color	Function
02657	LED 2x2 Volumetric Troffer	24W-36W	5000K	100-277V	White	Dimmable/SR
09168	LED 2x2 Volumetric Troffer	24W-36W	5000K	100-277V	White	HL / Dimmable / SR



Order Code	Description	Wattage	CCT	Voltage	Color	Function
04053	LED 2x4 Volumetric Troffer Retrofit	36W	5000K	100-277V	White	Dimmable



Order Code	Description	Wattage	CCT	Voltage	Lens	Color	Function
02332	LED 4ft Integrated Fixture Kit	22W	4000K	100-277V	Frosted Lens	White	Non Dimmable
02334	LED 4ft Integrated Fixture Kit	22W	5000K	100-277V	Stripe Lens	White	Non Dimmable



Order Code	Description	Wattage	CCT	Voltage	Color	Function
02801	LED 2x2 Flat Panel - Back-Lit	30W	3000K	100-277V	White	Dimmable
02804	LED 2x2 Flat Panel - Back-Lit	30W	6000K	100-277V	White	Dimmable
02820	LED 2x4 Flat Panel - Back-Lit	40W	3000K	100-277V	White	Dimmable



Order Code	Description	Size	Wattage	CCT	Voltage	CRI	Color	Function
02922	LED Downlight	8"	15W-23W-30W	3000K-3500K-4000K	100-277V	CRI 90	White	Dimmable
02923	LED Downlight	8"	37W-42W-50W	3000K-3500K-4000K	100-277V	CRI 90	White	Dimmable
02924	LED Downlight	10"	37W-42W-50W	3000K-3500K-4000K	100-277V	CRI 90	White	Dimmable
02925	LED Downlight	4"	6W-7.5W-11.5W	3500K-4000K-5000K	100-277V	CRI 90	White	Dimmable
02927	LED Downlight	8"	15W-23W-30W	3500K-4000K-5000K	100-277V	CRI 90	White	Dimmable



Order Code	Description	Wattage	CCT	Voltage	Color	Lens	Function
03202	LED Linear Sky Bay	100W	5000K	100-277V	Silver	Clear	Dimmable
03203	LED Linear Sky Bay	100W	5000K	100-277V	Silver	Frosted	Dimmable
03204	LED Linear Sky Bay	150W	5000K	100-277V	Silver	Clear	Dimmable
03205	LED Linear Sky Bay	150W	5000K	100-277V	Silver	Frosted	Dimmable
03207	LED Linear Sky Bay	200W	5000K	100-277V	Silver	Frosted	Dimmable



Order Code	Description	Wattage	CCT	Voltage	Color
05232	LED Standard Wall Pack	35W	5000K	100-277V	White
05235	LED Standard Wall Pack	55W	5000K	100-277V	White



Order Code	Description	Wattage	CCT	Voltage	Color	Lens	Mount
05506	LED Multi Purpose Flood Light	240W	5000K	100-277V	Bronze	Type 5 Lens	Trunnion Mount
05502	LED Multi Purpose Flood Light	100W	5000K	200-480V	Bronze	Type 5 Lens	Trunnion Mount
05504	LED Multi Purpose Flood Light	150W	5000K	200-480V	Bronze	Type 5 Lens	Trunnion Mount
05507	LED Multi Purpose Flood Light	240W	5000K	200-480V	Bronze	Type 5 Lens	Trunnion Mount



Order Code	Product	Wattage	Number of Tubes	CCT	Voltage	Color	Function
13941	LED 4ft Glass T8 Type C Tube	13W	1 Tube	5000K	100-277V	White	Non Dim Kit
13945	LED 4ft Glass T8 Type C Tube	26W	2 Tube	5000K	100-277V	White	Non Dim Kit
03949	LED 4ft Glass T8 Type C Tube	52W	4 Tube	5000K	100-277V	White	Non Dim Kit
13966	LED 4ft Glass T8 Type C Tube	13W	1 Tube	5000K	100-277V	White	Dim Kit
13970	LED 4ft Glass T8 Type C Tube	26W	2 Tube	5000K	100-277V	White	Dim Kit
13974	LED 4ft Glass T8 Type C Tube	52W	4 Tube	5000K	100-277V	White	Dim Kit



Order Code	Description	Wattage	CCT	Voltage	Color	Function
05803	LED Canopy Light	75W	5000K	100-277V	Bronze	Dimmable
05814	LED Canopy Light	75W	5000K	100-277V	White	Dimmable
05873	LED Canopy Light	80W	5000K	100-277V	Bronze	Dimmable

Order Code	Description	Wattage	CCT	Voltage	Color	Lens
05673	LED Shoebox Light	90W	5000K	100-277V	Black	Type 3
05676	LED Shoebox Light	150W	5000K	100-277V	Black	Type 3
05679	LED Shoebox Light	240W	5000K	100-277V	Black	Type 3
09105	LED Shoebox Light	60W	5000K	100-277V	Bronze	Type 3
05674	LED Shoebox Light	120W	5000K	100-277V	Bronze	Type 3
05675	LED Shoebox Light	150W	5000K	100-277V	Bronze	Type 3
05678	LED Shoebox Light	240W	5000K	100-277V	Bronze	Type 3
05680	LED Shoebox Light	300W	5000K	100-277V	Bronze	Type 3
09112	LED Shoebox Light	60W	5000K	100-277V	White	Type 3
09113	LED Shoebox Light	90W	5000K	100-277V	White	Type 3
05654	LED Shoebox Light	120W	5000K	100-277V	White	Type 3
05738	LED Shoebox Light	150W	5000K	100-277V	White	Type 3
05742	LED Shoebox Light	200W	5000K	100-277V	White	Type 3
09110	LED Shoebox Light	240W	5000K	100-277V	White	Type 3
09106	LED Shoebox Light	150W	5000K	200-480V	Bronze	Type 3
09107	LED Shoebox Light	200W	5000K	200-480V	Bronze	Type 3
09108	LED Shoebox Light	240W	5000K	200-480V	Bronze	Type 3
09109	LED Shoebox Light	300W	5000K	200-480V	Bronze	Type 3
05658	LED Shoebox Light	150W	5000K	200-480V	White	Type 3
09116	LED Shoebox Light	240W	5000K	200-480V	White	Type 3
09117	LED Shoebox Light	300W	5000K	200-480V	White	Type 3



NOTES

A series of horizontal dotted lines for writing notes.



LIGHTING. **CONTROLS.** SOLAR.

ORDERS

orders@maverickled.com

RMA

rma@maverickled.com

CONTACT

PHONE

214.571.6374

GENERAL INFORMATION

sales@maverickled.com

WEBSITE

maverickled.com

ESS/ESCO PRICING

maverickled.com/pages/contact-us