

LED Spider Grow Light

CERTIFICATIONS



PRODUCT FEATURES



Construction

Extruded aluminum with an acrylic lens

Applications

- Indoor
- Greenhouse

Mounting


- Cable
- Chain
- Pendant

Warranty

7-Year Warranty for lights with Meanwell drivers
5-Year Warranty for lights with Sosen drivers

BENEFITS

- Continuous dimming (0-10V)
- Multiple fixtures can be connected together using a single controller and then grouped together to be controlled simultaneously



SPECIFICATIONS

| | |
|-------------------|----------------------------|
| Available Wattage | 330W - 660W |
| Available CCT | 5000K |
| Efficacy Average | 2.3-2.7umol/J |
| Lumen Output | 4,269 LM - 6,703 LM |
| Input Voltage | AC100-277V |
| Input Frequency | 50/60HZ |
| CRI | >70 |
| Power Factor | 0.9 |
| THD | > 15% |
| Working Temp | -20F to 122F (-20C to 50C) |
| Lens | Clear |
| IP Rating | IP54 |
| Dimming | Yes |
| Life Span (Hours) | >50,000 |

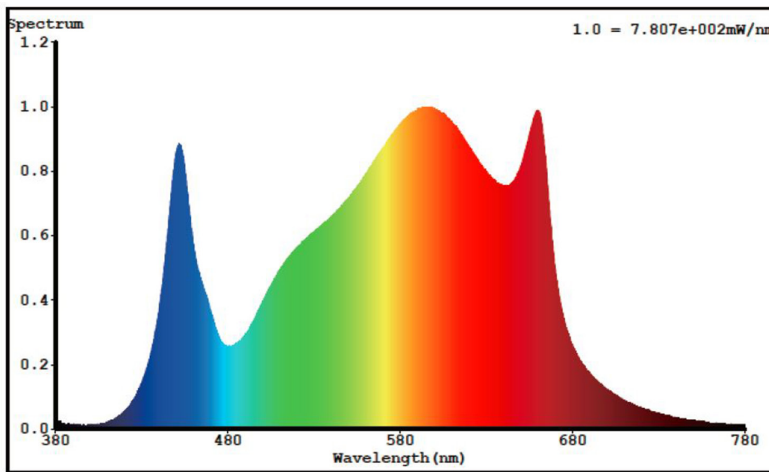


LED Spider Grow Light

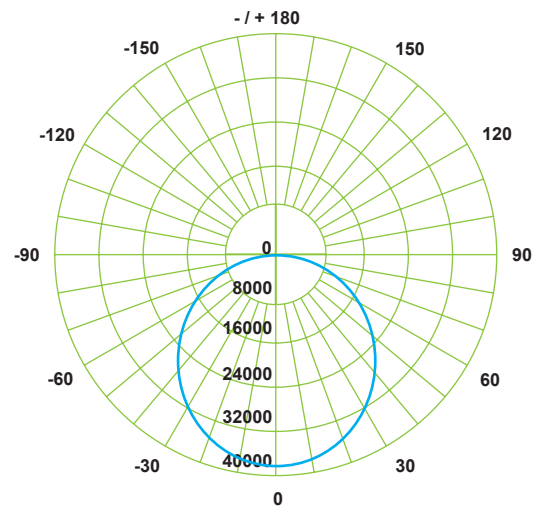
| Order Code | Watts | CCT | PPF | Driver | Voltage |
|------------|-------|-------|------|------------------|----------|
| 02990 | 330W | 5000K | 790 | Meanwell HLG320W | 100-277V |
| 02991 | 330W | 5000K | 790 | Sosen 320W | 100-277V |
| 02992 | 660W | 5000K | 1557 | Meanwell HLG320W | 100-277V |
| 02993 | 660W | 5000K | 1557 | Sosen 320W | 100-277V |

↑ When placing your order, please use **Order Code**.

SPECTRUM & IES DISTRIBUTION



330W @ IFT



660W @ IFT

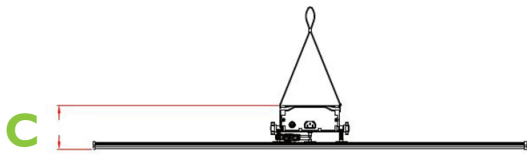
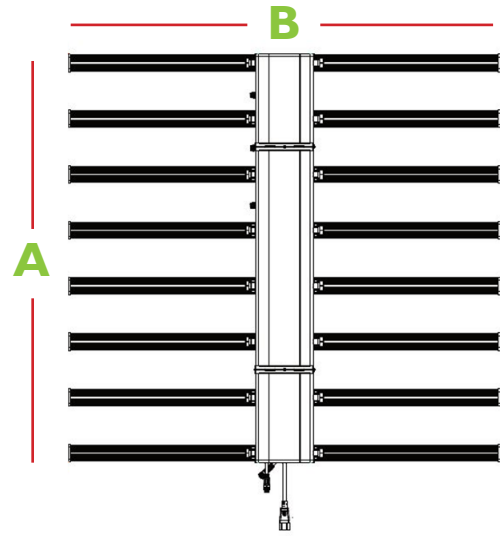
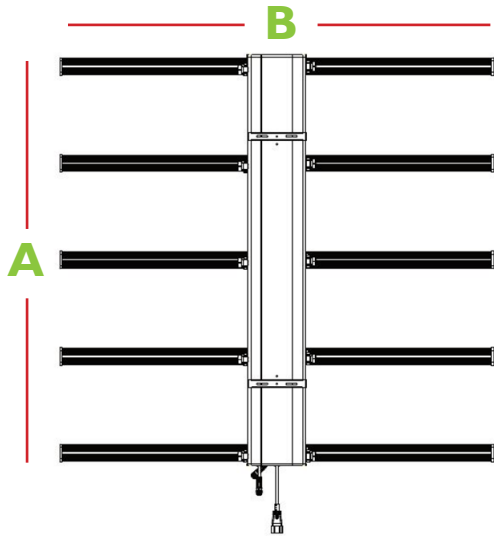
| | -0.6m | -0.4m | -0.2m | 0m | 0.2m | 0.4m | 0.6m |
|-------|--------|--------|--------|--------|--------|--------|--------|
| -0.6m | 215.98 | 264.81 | 287.21 | 298.97 | 292.27 | 267.36 | 219.41 |
| -0.4m | 288.02 | 354.88 | 387.68 | 401.5 | 390.51 | 361.02 | 299.01 |
| -0.2m | 325.11 | 400.35 | 444.73 | 457.39 | 446.24 | 411 | 339.4 |
| 0m | 330.31 | 408.01 | 452.31 | 464.05 | 454.2 | 418.64 | 343.08 |
| 0.2m | 319.08 | 392.79 | 434.91 | 448.84 | 437.38 | 402.97 | 330.39 |
| 0.4m | 276.46 | 339.9 | 371.56 | 382.92 | 372.79 | 342.93 | 282.25 |
| 0.6m | 197.98 | 240.95 | 265.28 | 272.62 | 264.18 | 246.2 | 205.09 |

| | -0.6m | -0.4m | -0.2m | 0m | 0.2m | 0.4m | 0.6m |
|-------|--------|--------|--------|--------|--------|--------|--------|
| -0.6m | 356.16 | 512.14 | 589.58 | 610.55 | 597.16 | 511.29 | 356.24 |
| -0.4m | 486.08 | 703.26 | 814.51 | 843.43 | 820.37 | 708.98 | 496.31 |
| -0.2m | 557.33 | 802.62 | 946.43 | 973.83 | 947.39 | 814.27 | 571.43 |
| 0m | 568.66 | 819.86 | 964.39 | 992.97 | 968.28 | 834.37 | 581.15 |
| 0.2m | 546.5 | 787.47 | 925.78 | 954.9 | 928.81 | 800.2 | 556.59 |
| 0.4m | 467.2 | 677.1 | 784 | 807.77 | 786.49 | 675.08 | 469.86 |
| 0.6m | 328.43 | 470.47 | 548.29 | 562.12 | 545.13 | 475.17 | 334.33 |



LED Spider Grow Light

DIMENSIONS



| 330W & 660W | | |
|-------------|-----------|------------|
| A - Length | B - Width | C - Height |
| 41.8" | 44.2" | 6" |

LIGHTING CONTROLS

| Order Code | Description | | | |
|------------|------------------------------|--|--|--|
| 09126 | Grow Light Controller System | | | |

