

LED High Bay Strip Body (Pine SSR)

CERTIFICATIONS



PRODUCT FEATURES



Construction
Extruded aluminum with polycarbonate frosted lens

- Applications**
- Factories
 - Gyms
 - Warehouses
 - Workshops

- Mounting**
- Aircraft Cable
 - Surface Mount
 - Pendant Mount

Warranty
7-Year Limited Product Warranty
(Optional 10-Year Warranty available)

BENEFITS

- Quick and easy solution for warehouse and industrial applications.
- Allows for a one-for-one substitution with existing linear fluorescent high bay fixtures where the original chain suspension hardware can transfer directly over for an easy quick install.
- Designed to replace traditional 150W-1000W T8 fluorescent equivalent high bay fixtures. With the driver being isolated for better heat control and three 1/2" knockout, this is the ideal solution for your linear high bay needs.
- 10KV Surge Protection.

SPECIFICATIONS

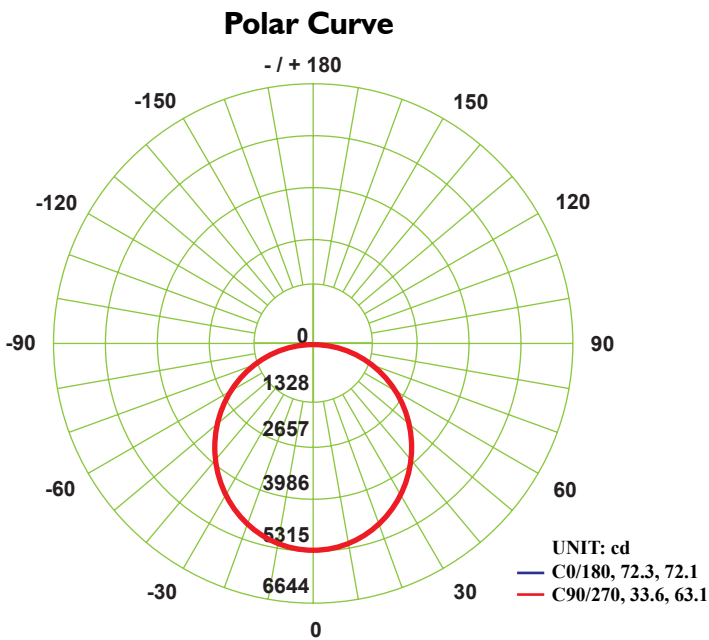
Available Wattage	70W - 300W
Available CCT	5000K
Efficacy Average	135 LM/W - 145 LM/W
Lumen Output	10,150 LM - 40,500 LM
Input Voltage	AC100-277V
Input Frequency	50/60HZ
CRI	>80
Power Factor	0.9
THD	> 15%
Working Temp	-40F to 122F (-40C to 55C)
Lens	Frosted
IP Rating	IP44
Dimming	Yes
Life Span (Hours)	>70,000

LED High Bay Strip Body (Pine SSR)

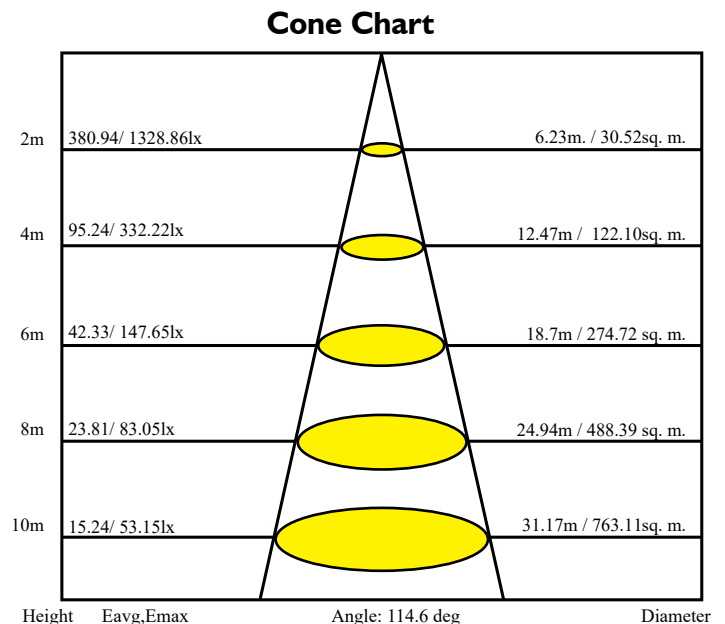
Order Coder	DLC Code	Length	Watts	CCT	LM/Watt	Total LM	Voltage
09240	MES-LHB-PSSR-70WBMB I G1-ab[EM;blank]W50	2ft	70W	5000K	145 LM/W	10,150 LM	100-277V
09240	MES-LHB-PSSR-90WBMB I G1-ab[EM;blank]W50	2ft	90W	5000K	142 LM/W	12,780 LM	100-277V
09240	MES-LHB-PSSR-110WBMB I G1-ab[EM;blank]W50	2ft	110W	5000K	136 LM/W	14,960 LM	100-277V
09241	MES-LHB-PSSR-135WBMB I G1-ab[EM;blank]W50	2ft	135W	5000K	135 LM/W	18,225 LM	100-277V
09241	MES-LHB-PSSR-150WBMB I G1-ab[EM;blank]W50	2ft	150W	5000K	139 LM/W	20,850 LM	100-277V
09241	MES-LHB-PSSR-165WBMB I G1-ab[EM;blank]W50	2ft	165W	5000K	136 LM/W	22,440 LM	100-277V
09242	MES-LHB-PSSR-180WBMB I G1-ab[EM;blank]W50	2ft	180W	5000K	142 LM/W	25,560 LM	100-277V
09242	MES-LHB-PSSR-200WBMB I G1-ab[EM;blank]W50	2ft	200W	5000K	140 LM/W	28,000 LM	100-277V
09242	MES-LHB-PSSR-220WBMB I G1-ab[EM;blank]W50	2ft	220W	5000K	136 LM/W	29,920 LM	100-277V
09243	MES-LHB-PSSR-180WBMB I G2-ab[EM;blank]W50	3ft	180W	5000K	142 LM/W	25,560 LM	100-277V
09243	MES-LHB-PSSR-200WBMB I G2-ab[EM;blank]W50	3ft	200W	5000K	140 LM/W	28,000 LM	100-277V
09243	MES-LHB-PSSR-220WBMB I G2-ab[EM;blank]W50	3ft	220W	5000K	136 LM/W	29,920 LM	100-277V
09244	MES-LHB-PSSR-255WBMD I G2-ab[EM;blank]W50	3ft	255W	5000K	141 LM/W	35,955 LM	100-277V
09244	MES-LHB-PSSR-275WBMD I G2-ab[EM;blank]W50	3ft	275W	5000K	136 LM/W	37,400 LM	100-277V
09244	MES-LHB-PSSR-300WBMD I G2-ab[EM;blank]W50	3ft	300W	5000K	135 LM/W	40,500 LM	100-277V

↑ When placing your order, please use **Order Code**.

PHOTOMETRIC DATA

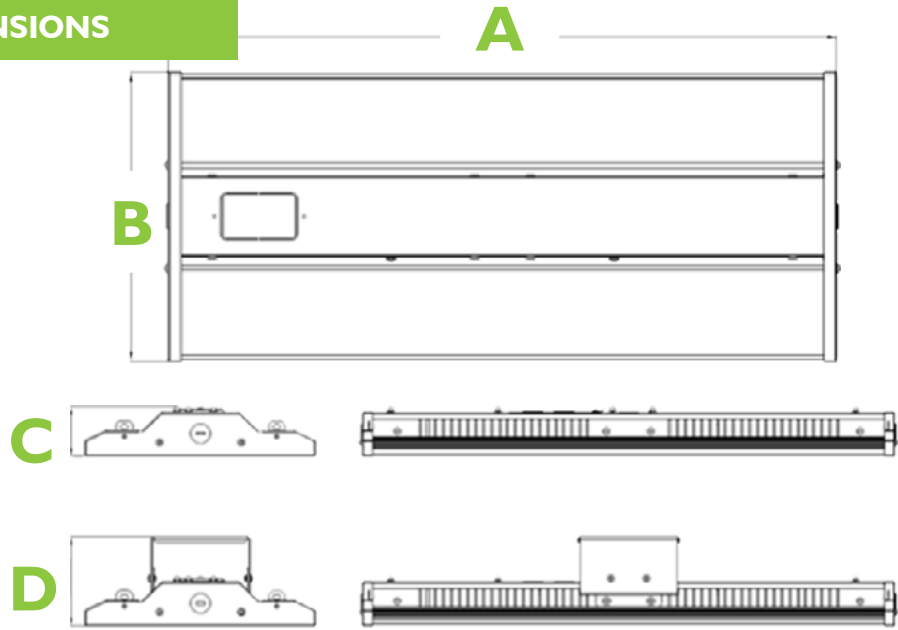


AVERAGE BEAM ANGLE (50%): 116.0 DEG



LED High Bay Strip Body (Pine SSR)

DIMENSIONS



A	B	C	D
23.62"	10.23"	1.02"	3.93"

ACCESSORIES

Order Code	Description	Wattage	
03494	2FT Linear Strip Body High Bay Pendant Mount	90W-220W	
03495	2FT Linear Strip Body High Bay Wireguard (2/Set)	90W-220W	
03497	3FT Linear Strip Body High Bay Pendant Mount	220W-300W	
03498	3FT Linear Strip Body High Bay Wireguard (2/Set)	220W-300W	

LIGHTING CONTROLS

Order Code	Description	Height	Voltage	Color	Version	Function
06251	DC Powered 3 in 1 Sensor	39ft	-	Black	Standard	3-in-1
06221	LED OcuSense Fixture Mounted Sensor	19ft	120-277V	White	Standard	3-in-1
06246	LED PIR Fixture Mounted Sensor	39ft	120-347V	White	Type D	3-in-1
06247	LED PIR Fixture Mounted Sensor	39ft	120-347V	White	Type D	Simple On/Off
06278	LED Intelligent Remote Control	-	-	White	Standard	LCD Display