

LED Barn Light

CERTIFICATIONS



PRODUCT FEATURES



Construction

Die-Cast aluminum housing with prismatic polycarbonate lens

Applications

- Barn
- Farm
- Yard
- Garage
- Security light
- Perimeter lighting

Mounting

- Wall mount

Warranty

7-Year Limited Warranty
(Optional 10-Year Warranty available)

BENEFITS

- Great addition to poorly lit areas.
- Fixture can be mounted directly to a wall, pole, or to a new or existing mounting arm.
- With its built in photocell, this fixture turns on automatically when the environment gets dark and turns off by itself with the first glimpse of daylight.

SPECIFICATIONS

Available Wattage	35W - 55W
Available CCT	5000K
Efficacy Average	121 LM/W - 125 LM/W
Lumen Output	4,269 LM - 6,703 LM
Input Voltage	AC100-277V
Input Frequency	50/60HZ
CRI	> 70
Power Factor	0.9
THD	> 15%
Working Temp	-20F TO 122F (-30C TO 50C)
Lens	Striped
IP Rating	IP65
Dimming	No
Life Span (Hours)	> 70,000

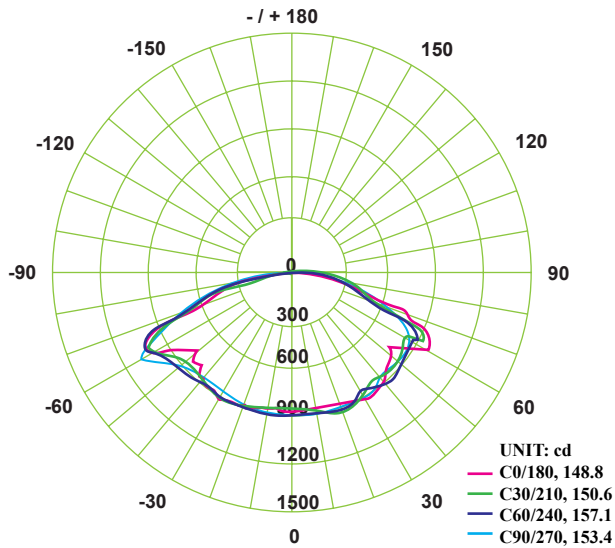
LED Barn Light

Order Coder	DLC Code	Watts	CCT	LM/Watt	Total LM	Voltage
05001	MES-DTD-35-AA 5000K	35W	5000K	121 LM/W	4,269 LM	100-277V
05002	MES-DTD-55-AA 5000K	55W	5000K	125 LM/W	6,703 LM	100-277V

↑ When placing your order, please use **Order Code**.

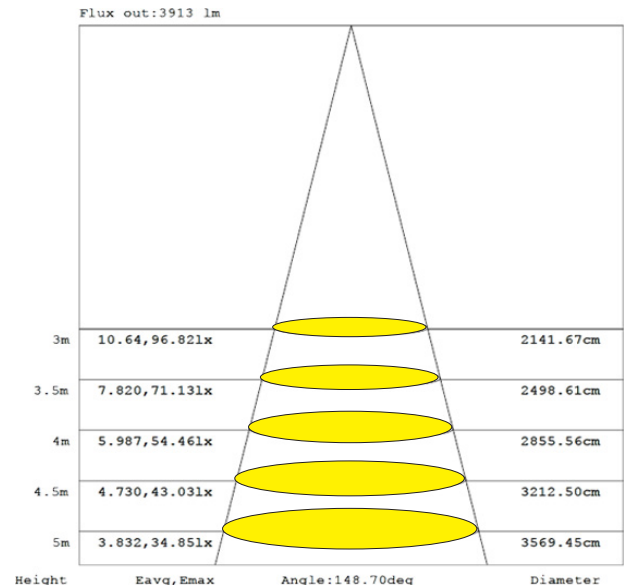
PHOTOMETRIC DATA

Polar Curve

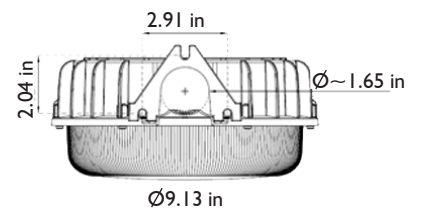
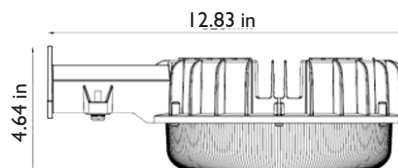
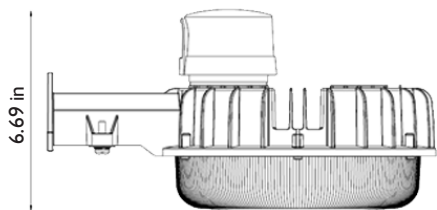


AVERAGE BEAM ANGLE (50%): 152.5 DEG

Corn Chart



DIMENSIONS



LED Barn Light

ACCESSORIES

Order Code	Description	Wattage	Voltage
05030	Curve Metal Pipe for Barn Light Only	-	-
08360	Step Down Transformer	-	480V to 100-277V

CONTROLS

Order Code	Description	Height	Voltage	Color	Version	Function
05714	Twist Lock Photocell for Shoebox & Multi-Purpose Flood	-	100-277V	Blue	Standard	Simple On/Off
05715	Twist Lock Photocell for Shoebox & Multi-Purpose Flood	-	480V	Yellow	Standard	Simple On/Off