


LED Backlit Panel

CERTIFICATIONS



PRODUCT FEATURES



Construction

High-grade aluminum housing, zinc-coated iron back cover

Applications

- Offices
- Conference rooms
- Schools
- Retail stores
- Health care facilities

Mounting

Mountable in a T-grid ceiling

Warranty

7-Year Limited Product Warranty
(Optional 10-Year Warranty available)

BENEFITS

- Ideal for drop ceilings and easy to surface or suspension mount.
- Direct backlit design provides a smooth and more uniform light distribution than edge-lit panels.
- Our most common replacement for 2x4 drop ceiling grids where conventional fluorescent troffers are commonly used.



SPECIFICATIONS	
Available Wattage	20W - 55W
Available CCT	3500K, 4000K, 5000K
Efficacy Average	121 LM/W
Lumen Output	2,500 LM - 7,478 LM
Input Voltage	AC100-277V
Input Frequency	50/60HZ
CRI	>80
Power Factor	0.9
THD	> 10%
Working Temp	-20F to 113F (-20C to 40C)
Lens	Frosted
IP Rating	IP44
Dimming	Yes
Life Span (Hours)	>70,000

LED Backlit Panel



Order Code	DLC Model #	Size	Wattage	CCT	LM/Watt	Total LM	Voltage
02801	MES-BLIT2X2-30D-PI-30-TYDZ-RS	2x2	30W	3000K	127 LM/W	3,737 LM	100-277V
02816	MES-BLIT2X2-30D-PI-40-TYDZ-RS	2x2	30W	4000K	130 LM/W	3,815 LM	100-277V
02817	MES-BLIT2X2-30D-PI-50-TYDZ-RS	2x2	30W	5000K	133 LM/W	3,933 LM	100-277V
02820	MES-BLIT2X4-40D-PI-30-TYDZ-RS	2x4	40W	3000K	126 LM/W	4,994 LM	100-277V
02804	MES-BLIT2X2-30D-PI-50-TYDZ-RS	2x2	30W	6000K	133 LM/W	3,933 LM	100-277V



Order Code	DLC Model #	Size	Wattage	CCT	LM/Watt	Total LM	Voltage
02825	MES-BLIT2X2-20/30/40W-3CCT	2x2	20W	4000K	122 LM/W	2,500 LM	100-277V
	MES-BLIT2X2-20/30/40W-3CCT	2x2	30W		122 LM/W	3,750 LM	100-277V
	MES-BLIT2X2-20/30/40W-3CCT	2x2	40W		122 LM/W	5,270 LM	100-277V
02826	MES-BLIT2X2-20/30/40W-3CCT	2x2	20W	5000K	122 LM/W	2,500 LM	100-277V
	MES-BLIT2X2-20/30/40W-3CCT	2x2	30W		122 LM/W	3,750 LM	100-277V
	MES-BLIT2X2-20/30/40W-3CCT	2x2	40W		122 LM/W	5,270 LM	100-277V
02821	MES-BLIT2X4-40W	2x4	40W	4000K	125 LM/W	5,016 LM	100-277V
	MES-BLIT2X4-50W	2x4	50W		125 LM/W	6,250 LM	100-277V
02822	MES-BLIT2X4-40W-3CCT-B0	2x4	40W	5000K	125 LM/W	5,016 LM	100-277V
	MES-BLIT2X4-50W-3CCT-B0	2x4	50W		125 LM/W	6,250 LM	100-277V

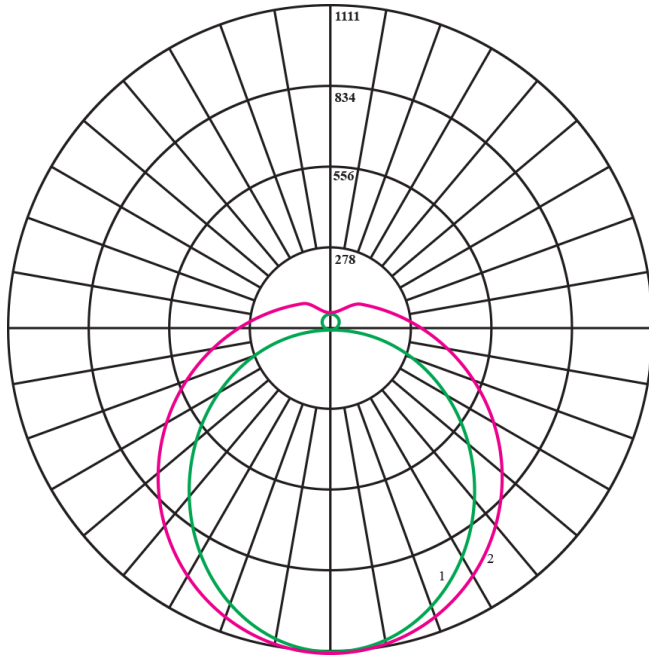


Order Code	DLC Model #	Size	Wattage	CCT	LM/Watt	Total LM	Voltage
02824	MES-BLIT2X2-20W-3CCT	2x2	20W	3000K 4000K 5000K	122 LM/W	2,500 LM	100-277V
	MES-BLIT2X2-30W-3CCT	2x2	30W		122 LM/W	3,750 LM	100-277V
	MES-BLIT2X2-20/30/40W-3CCT	2x2	40W		122 LM/W	5,270 LM	100-277V
02823	MES-BLIT2X4-40/50/55W-3CCT	2x4	40W	3000K 4000K 5000K	125 LM/W	5,016 LM	100-277V
	MES-BLIT2X4-40/50/55W-3CCT	2x4	50W		125 LM/W	6,250 LM	100-277V
	MES-BLIT2X4-40/50/55W-3CCT	2x4	55W		125 LM/W	7,478 LM	100-277V


↑ When placing your order, please use **Order Code**.

PHOTOMETRIC DATA

Polar Curve




Cone Chart



LED Backlit Panel

DIMENSIONS



Fixture Length	A	B	C
4'	48"	3.08"	3.5"
8'	95"	3.08"	3.5"

LIGHTING CONTROLS

Order Code	Description	Height	Voltage	Color	Version	Function
06450	LED PIR Fixture Mounted Sensor	49ft	120-277V	White	Standard	Simple On/Off
06221	LED Microwave Fixture Mounted Sensor	19ft	120-277V	White	Standard	3-in-1
06222	LED Microwave Fixture Mounted Sensor	49ft	120-277V	White	Standard	3-in-1
06225	LED Microwave Fixture Mounted Sensor	49ft	347-480V	White	Standard	3-in-1
06230	DC Powered 3-in-1 Microwave Sensor for Sensor Ready Troffer	19ft	10-15 VDC	White	Sensor Ready	3-in-1
06278	LED Intelligent Remote Control	-	-	White	Standard	LCD Display