


# Gold-Ribbon® Cog-Belt® V-Belt



**1 Unique Cog Design**  
permits flexibility that enables the belt to bend more easily around the pulley. It runs cooler – less heat equals longer belt life. Smaller pulley diameters mean lower cost and space savings.

**2 Raw Edge Sidewalls**  
produce a higher coefficient of friction which keeps a tighter grip on the pulley and minimizes slippage. Improves performance and belt efficiency for unmatched economy of operation.

**3 EPDM Construction**  
offers superior flex and load carrying capacity. It's durable as well as resistant to heat, hardening, and glazing. EPDM has excellent flexibility at high and low temperatures.

**Recommended Sheaves:**  
Conventional – OD, Taper Bushed, or MST (A-B, C, D)

The energy saver

High performance  
EPDM construction:

Broader temperature  
operating range  
(-50° – +250°)

50% longer life

30% higher  
horsepower

Static conductive

Greater design flexibility

**chekmate®**  
matching

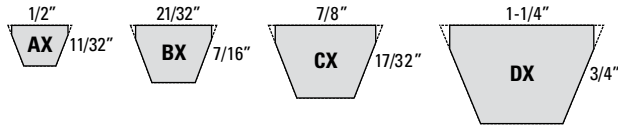
Applications:

- Blowers
- Pumps
- HVAC
- High ambient temperature exhaust fans
- & More

Heavy Duty V-Belts

# Gold-Ribbon® Cog-Belt®

## V-Belt



**A new gold standard! Gold-Ribbon® sets the benchmark for classical v-belt performance – now made of EPDM (Ethylene Propylene Diene Monomer). Reduce downtime and save energy by selecting the right Gold-Ribbon® Cog-Belt® for your drive– the industry’s best just got better!**

**Unique Gold-Ribbon® Cog-Belt® construction** combines the superior flex capability of precision molded cogs with the tenacious gripping power of raw-edge sidewalls to provide significantly longer belt life, higher efficiency, and greater horsepower ratings than conventional wrapped belts.

Now made with EPDM, a synthetic rubber with outstanding properties, the Carlisle® Gold-Ribbon® Cog-Belt® is static conductive, more durable, and more resistant to heat, hardening, and glazing than ever before.

Ordinary wrapped belts waste energy, time, and money. The Gold-Ribbon Cog-Belt has been engineered to take advantage of countless developments in materials and technology. Today’s Gold-Ribbon Cog-Belt has earned industry wide respect and acceptance as the performance leader.

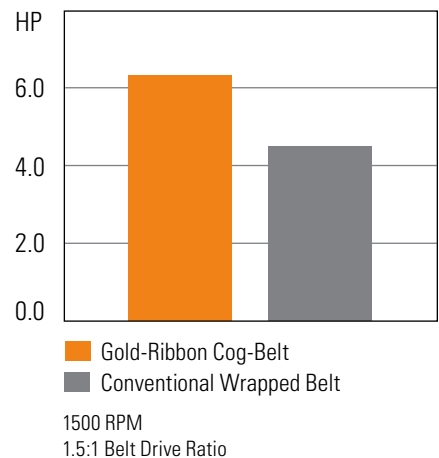
### More reasons to switch to the Carlisle® Gold-Ribbon Cog-Belt:

- Specially formulated EPDM withstands extreme heat, dirt, grease, chemicals and environmental conditions.
- Design flexibility – Gold-Ribbon Cog-Belts transmit up to 30% more horse-power than conventional belts utilizing the same drive space – or pack the same horsepower into a space one-half to two-thirds the size.
- No excessive heat build-up or wear problems even under adverse operating conditions such as reverse bends, backside idlers and constant starts and stops.
- Save space with narrower pulleys, shorter centers and smaller pulley diameters.
- Reduced weight and overhang decreases bearing loads.

### Performance and savings in one package.

The Gold-Ribbon Cog-Belt gets the job done anywhere there are space, weight or pulley limitations– or where increased horsepower capacity and/or higher speeds are necessary. Using smaller pulleys, the Gold-Ribbon Cog-Belt provides a higher horsepower rating than conventional wrapped v-belts on the market. This enables you to design more efficient, more compact, and ultimately more profitable drives.

### Horsepower Rating Comparison



# Gold-Ribbon® Cog-Belt® V-Belt

## Gold-Ribbon® Cog-Belt® Part Numbers

Part Number Example: **AX50** = **A** **X** **50**  
↓                      ↓                      ↓  
Cross              Cogged              Inside Circumference  
Section            Construction            (inches)

Part Number	Outside Circumference	Weight (lbs)
<b>AX Section – Recommended Sheaves: Conventional – QD, Taper Bushed, or MST (A-B)</b>		
AX20	22.3	0.12
AX21	23.3	0.13
AX22	24.3	0.13
AX23	25.3	0.14
AX24	26.3	0.14
AX25	27.3	0.15
AX26	28.3	0.16
AX27	29.3	0.16
AX28	30.3	0.17
AX29	31.3	0.17
AX30	32.3	0.18
AX31	33.3	0.19
AX32	34.3	0.19
AX33	35.3	0.21
AX34	36.3	0.17
AX35	37.3	0.17
AX36	38.3	0.22
AX37	39.3	0.22
AX38	40.3	0.23
AX39	41.3	0.23
AX40	42.3	0.24
AX41	43.3	0.25
AX42	44.3	0.21
AX43	45.3	0.26
AX44	46.3	0.26
AX45	47.3	0.27
AX46	48.3	0.29
AX47	49.3	0.28
AX48	50.3	0.23
AX49	51.3	0.24
AX50	52.3	0.30
AX51	53.3	0.30
AX52	54.3	0.31

Part Number	Outside Circumference	Weight (lbs)
<b>AX Section – Recommended Sheaves: Conventional – QD, Taper Bushed, or MST (A-B)</b>		
AX53	55.3	0.32
AX54	56.3	0.32
AX55	57.3	0.33
AX56	58.3	0.33
AX57	59.3	0.34
AX58	60.3	0.36
AX59	61.3	0.35
AX60	62.3	0.29
AX61	63.3	0.36
AX62	64.3	0.37
AX63	65.3	0.38
AX64	66.3	0.38
AX65	67.3	0.39
AX66	68.3	0.32
AX67	69.3	0.40
AX68	70.3	0.33
AX69	71.3	0.41
AX70	72.3	0.42
AX71	73.3	0.42
AX72	74.3	0.35
AX73	75.3	0.43
AX74	76.3	0.44
AX75	77.3	0.36
AX76	78.3	0.45
AX77	79.3	0.46
AX78	80.3	0.46
AX79	81.3	0.46
AX80	82.3	0.47
AX81	83.3	0.39
AX82	84.3	0.39
AX83	85.3	0.40
AX84	86.3	0.40
AX85	87.3	0.49

Heavy Duty V-Belts

# Gold-Ribbon® Cog-Belt®

## V-Belt

### Gold-Ribbon® Cog-Belt® Part Numbers

Part Number	Outside Circumference	Weight (lbs)
<b>AX Section – Recommended Sheaves: Conventional – QD, Taper Bushed, or MST (A-B)</b>		
AX86	88.3	0.50
AX87	89.3	0.42
AX88	90.3	0.51
AX89	91.3	0.42
AX90	92.3	0.42
AX91	93.3	0.52
AX92	94.3	0.43
AX93	95.3	0.45
AX94	96.3	0.44
AX95	97.3	0.45
AX96	98.3	0.55
AX97	99.3	0.56
AX98	100.3	0.47
AX99*	101.3	0.57
AX100	102.3	0.47
AX103	105.3	0.59
AX105	107.3	0.60
AX110	112.3	0.63
AX112	114.3	0.64
AX120	122.3	0.56
AX128	130.3	0.60
AX136	138.3	0.63
AX144	146.3	0.67
AX158*	160.3	0.74
AX173*	175.3	0.80
AX180*	182.3	0.84
<b>BX Section – Recommended Sheaves: Conventional – QD, Taper Bushed, or MST (A-B)</b>		
BX23	26.3	0.20
BX26	29.3	0.25
BX27	30.3	0.26
BX28	31.3	0.27
BX29	32.3	0.25

Part Number	Outside Circumference	Weight (lbs)
<b>BX Section – Recommended Sheaves: Conventional – QD, Taper Bushed, or MST (A-B)</b>		
BX30	33.3	0.31
BX31	34.3	0.32
BX32	35.3	0.27
BX33	36.3	0.34
BX34	37.3	0.29
BX35	38.3	0.34
BX36	39.3	0.35
BX37	40.3	0.36
BX38	41.3	0.37
BX39	42.3	0.33
BX40	43.3	0.39
BX41	44.3	0.34
BX42	45.3	0.40
BX43	46.3	0.41
BX44	47.3	0.42
BX45	48.3	0.43
BX46	49.3	0.44
BX47	50.3	0.45
BX48	51.3	0.46
BX49	52.3	0.47
BX50	53.3	0.48
BX51	54.3	0.49
BX52	55.3	0.50
BX53	56.3	0.53
BX54	57.3	0.52
BX55	58.3	0.53
BX56	59.3	0.54
BX57	60.3	0.57
BX58	61.3	0.47
BX59	62.3	0.56
BX60	63.3	0.49
BX61	64.3	0.58
BX62	65.3	0.59

# Gold-Ribbon® Cog-Belt® V-Belt

Part Number Example: **BX70** = **B** **X** **70**  
↓ ↓ ↓  
Cross Cogged Inside Circumference  
Section Construction (inches)

Part Number	Outside Circumference	Weight (lbs)
<b>BX Section – Recommended Sheaves: Conventional – QD, Taper Bushed, or MST (A-B)</b>		
BX63	66.3	0.60
BX64	67.3	0.61
BX65	68.3	0.62
BX66	69.3	0.53
BX67	70.3	0.64
BX68	71.3	0.55
BX69	72.3	0.66
BX70	73.3	0.67
BX71	74.3	0.57
BX72	75.3	0.68
BX73	76.3	0.70
BX74	77.3	0.71
BX75	78.3	0.60
BX76	79.3	0.72
BX77	80.3	0.73
BX78	81.3	0.73
BX79	82.3	0.74
BX80	83.3	0.75
BX81	84.3	0.65
BX82	85.3	0.66
BX83	86.3	0.67
BX84	87.3	0.82
BX85	88.3	0.68
BX86	89.3	0.81
BX87	90.3	0.70
BX88	91.3	0.83
BX89	92.3	0.71
BX90	93.3	0.72
BX91	94.3	0.73
BX92	95.3	0.90
BX93	96.3	0.87
BX94	97.3	0.88
BX95	98.3	0.89

Part Number	Outside Circumference	Weight (lbs)
<b>BX Section – Recommended Sheaves: Conventional – QD, Taper Bushed, or MST (A-B)</b>		
BX96	99.3	0.77
BX97	100.3	0.77
BX98	101.3	0.78
BX99	102.3	0.93
BX100	103.3	0.94
BX103	106.3	0.82
BX105	108.3	0.99
BX106	109.3	0.85
BX108	111.3	0.86
BX112	115.3	0.89
BX113	116.3	1.06
BX115	118.3	0.92
BX116	119.3	1.09
BX120	123.3	0.95
BX123	126.3	0.98
BX124	127.3	0.98
BX126	129.3	1.00
BX128	131.3	1.02
BX130	133.3	1.03
BX133	136.3	1.05
BX136	139.3	1.08
BX140	143.3	1.11
BX144	147.3	1.14
BX148	151.3	1.17
BX150	153.3	1.19
BX151*	154.3	1.19
BX154	157.3	1.22
BX158	161.3	1.25
BX162	165.3	1.28
BX173	176.3	1.36
BX180	183.3	1.42
BX191	194.3	1.50
BX195	198.3	1.53

Heavy Duty V-Belts

# Gold-Ribbon® Cog-Belt®

## V-Belt

### Gold-Ribbon® Cog-Belt® Part Numbers

Part Number	Outside Circumference	Weight (lbs)
<b>BX Section – Recommended Sheaves: Conventional – QD, Taper Bushed, or MST (A-B)</b>		
BX205*	208.3	1.80
BX210	213.3	2.15
BX225	227.4	2.35
BX240	242.4	2.50
BX255*	257.4	3.10
BX270*	272.4	3.05
BX300*	302.4	3.05
<b>CX Section – Recommended Sheaves: Conventional – QD, Taper Bushed, or MST (C)</b>		
CX51	55.4	0.77
CX52*	56.4	0.77
CX55	59.4	0.83
CX60	64.4	0.90
CX66	70.4	0.96
CX68	72.4	1.01
CX72	76.4	1.06
CX75	79.4	1.10
CX78	82.4	1.15
CX81	85.4	1.19
CX85	89.4	1.24
CX90	94.4	1.31
CX96	100.4	1.39
CX98*	102.4	1.39
CX100	104.4	1.45
CX101	105.4	1.46
CX103	107.4	1.46
CX105	109.4	1.52
CX106*	110.4	1.50
CX109	113.4	1.57
CX111	115.4	1.60
CX112	116.4	1.62
CX115	119.4	1.66
CX120	124.4	1.73


Part Number	Outside Circumference	Weight (lbs)
<b>CX Section – Recommended Sheaves: Conventional – QD, Taper Bushed, or MST (C)</b>		
CX124	128.4	1.78
CX128	132.4	1.84
CX133	137.4	1.86
CX136	140.4	1.95
CX144	148.4	2.06
CX148	152.4	2.11
CX150	154.4	2.14
CX158	162.4	2.25
CX162	166.4	2.31
CX173	177.4	2.46
CX180	184.4	2.55
CX190	194.4	2.63
CX195	199.4	2.76
CX210	214.4	3.25
CX225	228.1	3.75
CX240	243.1	4.10
CX255	258.1	4.45
CX270	273.1	3.85
CX300	303.1	4.95
CX330*	333.1	5.35
<b>DX Section – Recommended Sheaves: Conventional – QD, Taper Bushed, or MST (D)</b>		
DX71*	76.5	2.15
DX120	125.5	4.26
DX128*	133.5	3.75
DX144*	149.5	4.19
DX158*	163.5	4.58
DX162*	167.5	4.69
DX173*	178.5	5.00
DX180*	185.5	5.20
DX195*	200.5	5.61
DX210*	215.5	7.20
DX225*	228.6	7.70

# Gold-Ribbon® Cog-Belt® V-Belt

Part Number Example: **DX270** = **D** **X** **270**  
↓ ↓ ↓  
 Cross Section Cogged Construction Inside Circumference (inches)

Part Number	Outside Circumference	Weight (lbs)
<b>DX Section – Recommended Sheaves: Conventional – OD, Taper Bushed, or MST (D)</b>		
DX240	243.6	8.15
DX255*	258.6	7.50
DX270	273.6	9.00
DX300*	303.6	9.50
DX330*	333.6	10.90

\*Non-stock item. Minimum order quantity and/or extended lead times may apply. Contact customer service for availability.



Heavy Duty V-Belts