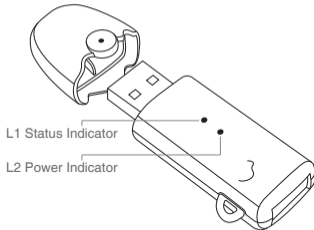


GameSir Remapper A2 User Manual



GameSir Remapper A2



Product introduction

Most of the mobile games are touchscreen only, which makes mobile gaming experience far more from ideal. GameSir Remapper, an innovative tool, enables many touchscreen mobile games with GameSir controller support. GameSir Remapper was designed for Android Smartphones/Tablets. Many Android game can be played with GameSir gamepad on your devices without rooting or activating via PC.

Note: A2 will not modify System Settings or have any damages on your Smartphone/tablets. If you restart your devices, please re-activate the tool with the same tutorial steps.

Quick Guide to Activate GameSir Remapper

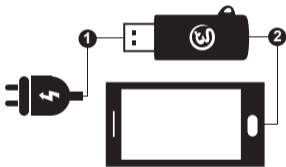
Prerequisite

1. Turn on your Smartphone/Tablet; navigate to "Settings" → "Developer options" & enable Developer options → allow USB Debugging. (Note: The ways to enable "Developer options" are varied in different models of Android Smartphones / Tablets.)
2. Download & install "GameSir World" App and open it.



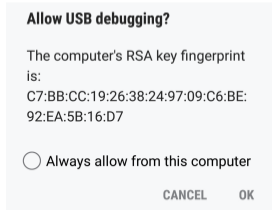
<https://gamesir.hk/pages/gamesir-world-app>

Setup tutorials

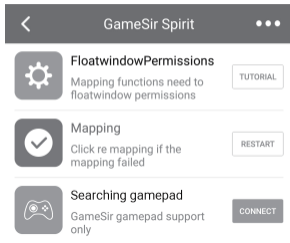


1. Connect your GameSir Remapper to your phone by connecting the Micro USB cable between your phone and A2, and charge your phone by plugging the end of A2 with USB connector into your phone charger, USB port on your PC, or power bank... After connected to the power supply, After connected to the power supply, the power indicator light stays red, while the status indicator blue light will flicker.
2. If the USB Debugging authorization pops up, please enable USB debugging. After connected successfully, the status indicator blue light stays on.

Note: If the status indicator blue light goes out, please make sure that USB debugging was enabled or not, if not, please enable it firstly, then disconnect your phone with A2 by unplugging the USB cable, and restart your Smartphone / Tablet.



3. When the status indicator blue light stays on, you can open GameSir world app, navigate to "GameSir Spirit", you'll see the notification as below picture, meaning the remapper was activated. You can disconnect GameSir remapper with your devices now.



4. Connect your GameSir gamepad to your devices & start your journey in the gaming world.

If you have any further questions in activating Remapper on your Smartphone / Tablet, please contact us on Facebook: @myGamesir or send a request to cs@gamesir.hk

Warranty: The product enjoys free replacement within 3 months and 1-year free maintenance and repair. Free replacement, maintenance and repair do not cover man-caused damage.