

ADAM-Lite

APPLICATIONS


An attractive yet economical range of recessed fluorescent luminaires with low brightness aluminium mirror attachment for good light output and glare control.

Suitable for use in many modern interiors such as hotels, schools, hospitals, offices, food courts, shopping complexes and condominiums.

CONSTRUCTION

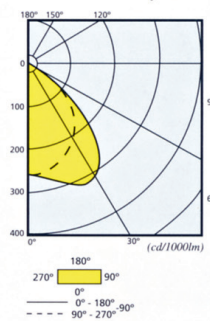
The housing is constructed with superb quality steel sheet precisely cut and formed to shape by high technology computerised machines. The housing is then chemically treated and finished with weather-resistant epoxy-powder coating.

The low brightness mirror louvre is manufactured with high grade anodised aluminium with well designed curved specular reflectors at each lampway to achieve good transverse light distribution. The louvre is rigidly secured to the four corners of the housing by four spring-loaded pivots which enable the louvre to be hinged down during relamping and maintenance.



With Low Brightness Mirror Louvre


Luminous Intensity Curve



Utilisation Factors UF(F)/%

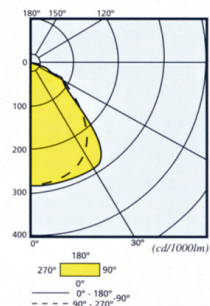
LOR=0.60 DLOR=0.60 ULOR=0.00

| Room Reflectances | | | Room Index | | | | | | | | | |
|-------------------|-----|-----|------------|------|------|------|------|--------------|------|------|------|--|
| C | W | F | 0.15 | 0.25 | 0.50 | 1.00 | 1.50 | 2.00 | 3.00 | 4.00 | 5.00 | |
| 0.7 | 0.5 | 0.2 | 48 | 53 | 57 | 59 | 62 | 64 | 66 | 67 | 69 | |
| | 0.3 | | 45 | 50 | 53 | 56 | 60 | 62 | 63 | 65 | 67 | |
| | 0.1 | | 42 | 47 | 51 | 54 | 57 | 60 | 62 | 64 | 66 | |
| 0.5 | 0.5 | 0.2 | 47 | 52 | 55 | 57 | 60 | 62 | 63 | 65 | 66 | |
| | 0.3 | | 44 | 49 | 52 | 55 | 58 | 60 | 62 | 64 | 65 | |
| | 0.1 | | 42 | 47 | 50 | 53 | 56 | 59 | 60 | 62 | 64 | |
| 0.3 | 0.5 | 0.2 | 46 | 51 | 54 | 56 | 59 | 60 | 61 | 63 | 64 | |
| | 0.3 | | 44 | 48 | 52 | 54 | 57 | 59 | 60 | 62 | 63 | |
| | 0.1 | | 45 | 46 | 50 | 52 | 55 | 57 | 59 | 61 | 62 | |
| 0.0 | 0.0 | 0.0 | 40 | 45 | 48 | 50 | 53 | 55 | 56 | 58 | 59 | |
| Biz Class | | | 1 | 1 | 1 | 1 | 1 | 1 | 1 | 1 | 1 | |
| Direct ratios | | | 66 | 73 | 78 | 81 | 86 | 89 | 91 | 93 | 95 | |
| CIE Flux Code | | | 69 | 96 | 99 | 100 | 64 | SHR NOM=1.50 | | | | |



With Prismatic Diffuser in Hinged Frame

Luminous Intensity Curve



Utilisation Factors UF(F)/%

LOR=0.60 DLOR=0.60 ULOR=0.00

| Room Reflectances | | | Room Index | | | | | | | | | |
|-------------------|-----|-----|------------|------|------|------|------|--------------|------|------|------|--|
| C | W | F | 0.15 | 0.25 | 0.50 | 1.00 | 1.50 | 2.00 | 3.00 | 4.00 | 5.00 | |
| 0.7 | 0.5 | 0.2 | 39 | 44 | 49 | 52 | 56 | 59 | 61 | 63 | 65 | |
| | 0.3 | | 35 | 40 | 45 | 48 | 52 | 55 | 58 | 61 | 63 | |
| | 0.1 | | 32 | 37 | 41 | 45 | 49 | 53 | 55 | 59 | 61 | |
| 0.5 | 0.5 | 0.2 | 38 | 43 | 47 | 50 | 54 | 56 | 58 | 60 | 62 | |
| | 0.3 | | 34 | 39 | 43 | 46 | 51 | 53 | 55 | 58 | 60 | |
| | 0.1 | | 31 | 36 | 40 | 44 | 48 | 51 | 53 | 56 | 58 | |
| 0.3 | 0.5 | 0.2 | 37 | 41 | 45 | 48 | 51 | 54 | 55 | 57 | 59 | |
| | 0.3 | | 33 | 38 | 42 | 45 | 49 | 51 | 53 | 56 | 57 | |
| | 0.1 | | 31 | 35 | 40 | 43 | 47 | 50 | 52 | 54 | 56 | |
| 0.0 | 0.0 | 0.0 | 29 | 34 | 38 | 40 | 44 | 47 | 49 | 51 | 53 | |
| Biz Class | | | 3 | 3 | 3 | 3 | 4 | 4 | 4 | 4 | 4 | |
| Direct ratios | | | 48 | 55 | 61 | 66 | 72 | 76 | 79 | 83 | 85 | |
| CIE Flux Code | | | 53 | 82 | 95 | 96 | 65 | SHR NOM=1.50 | | | | |

A low-cost and practical range of recessed fluorescent luminaires with prismatic diffuser for use in less essential areas such as stores, kitchens, wash rooms, general offices and passageways.

Photometric Data

(Prismatic Diffuser)

ORDERING DATA

| Wattage | Mirror Louvre | Prismatic Diffuser | Nominal Width (mm) | Nominal Length (mm) | Height (mm) |
|---------|---------------|--------------------|--------------------|---------------------|-------------|
| 2 x 18W | ALM 122 | ALP 122 | 300 | 600 | 95 |
| 2 x 18W | ALM 222 | ALP 222 | 600 | 600 | 95 |
| 3 x 18W | ALM 223 | ALP 223 | 600 | 600 | 95 |
| 4 x 18W | ALM 224 | ALP 224 | 600 | 600 | 95 |
| 2 x 36W | ALM 142 | ALP 142 | 300 | 1200 | 95 |
| 2 x 36W | ALM 242 | ALP 242 | 600 | 1200 | 95 |
| 3 x 36W | ALM 243 | ALP 243 | 600 | 1200 | 95 |
| 4 x 36W | ALM 244 | ALP 244 | 600 | 1200 | 95 |

Note: a) All luminaires are pre-wired with 105°C heat-resistant cables in switch-start circuitry as standard.
b) Low loss ballasts, high frequency electronic ballasts and emergency battery kits are available upon request.

Specifications are subject to changes without prior notice