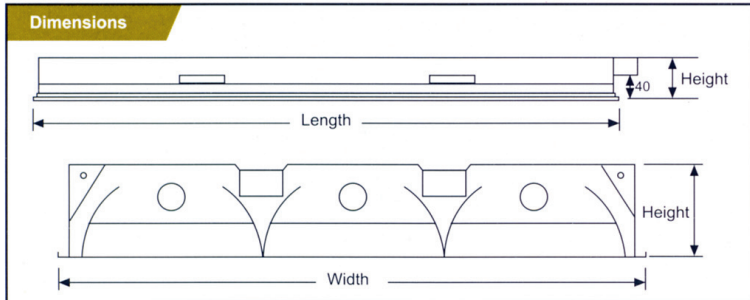



# AEROLITE

With Double Parabolic Mirror Louvres



<b>1 Light distribution</b>		<b>3 Efficiencies</b>										
		Luminaire light output ratio $\eta_{LB} = 68\%$										
		Utilization factor $\eta_B$ in %										
Class. according to DIN 5040 A 50 $\Phi_{T0} = 1.00$ $\Phi_{SU} = 0.64$ $\Phi_{SO} = 0$		$\rho$	ceiling	0.8		0.7	0.5	0.3	0			
			walls	0.5	0.3	0.5	0.3	0.3	0.3	0		
<b>2 Luminaire spacings</b> for $g_r = E_{min} / E \geq 1/1.5$		$k$	floor	0.3	0.1	0.3	0.1	0.2	0.3	0.1	0	
			0.6	38	37	33	32	37	32	31	31	27
Room height H 2.5m up to 3.1m 3.0m up to 4.0m		transverse up to 1.2m up to 1.5m	1.0	54	50	48	46	51	47	45	44	41
			1.25	59	54	54	50	56	51	49	49	45
Working plane 0.85 m above floor.		long. up to 1.2m up to 1.5m	1.5	63	57	58	54	59	55	53	52	49
			2.0	70	62	65	59	65	62	58	57	54
			2.5	74	65	69	62	68	65	61	60	57
			3.0	77	67	73	65	70	68	64	63	60
			4.0	79	68	76	67	72	71	65	64	61
			5.0	81	70	78	68	73	72	66	65	63

**THE DOUBLE PARABOLIC** for multiple lamp luminaires are manufactured from high grade anodised aluminium having carefully designed curved specular reflectors for each lampway to achieve the objective transverse light distribution, with specifically spaced interlocking cross blades of specular curved contour, to effect a light cut-off angle at  $65^\circ$  in both planes.

These louvres are suitable for use with either halophosphate or modern triphosphor lamps and are particularly suitable for use in interiors where the major visual task involves extensive viewing of Visual Display Unit screens.



**Ordering Code**

Double Parabolic	Tube Watts	Width (mm)	Length	Height
ARP - 122	2 x 18 W	300	600	98
ARP - 222	2 x 18 W	600	600	98
ARP - 223	3 x 18 W	600	600	98
ARP - 224	4 x 18 W	600	600	98
ARP - 142	2 x 36 W	300	1200	98
ARP - 242	2 x 36 W	600	1200	98
ARP - 243	3 x 36 W	600	1200	98
ARP - 244	4 x 36 W	600	1200	98



**Specification**

- Body** - Manufactured from 0.8mm electro-galvanized steel to precise tolerances with computerized machine.
- Finish** - A tough, high reflectance, white powder coating is applied to the body.
- Reflector** - Specular bright finish 0.4mm anodized aluminium reflector. (Also available in matt finish)
- Control Gear** - Imported switch start ballasts with high power factor capacitor to B.S. 2818.
- Power Factor** - Greater than 0.85.
- Terminal Block** - High quality terminal block from Italy.
- Voltage Range** - 240V 50Hz.
- Wiring** - All wiring with high temperature (105°C)PVC insulation.
- Entry** - 20mm diameter cable entries are provided.
- Optional** - With low loss ballasts, with high-frequency electronic ballasts, with battery packs.



Specifications are subject to changes without prior notice.