


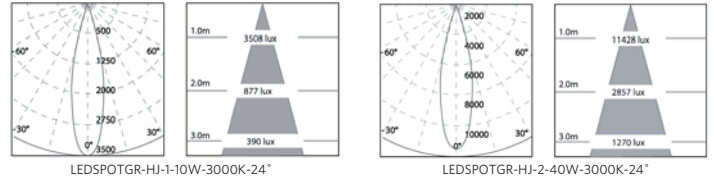
LED DOWNLIGHT

LED Spotlight Grid HJ - Adjustable



Features

- New designed compound-eye lens with high efficacy
- Aluminium die-casting sink
- Multiple choices of powers and grid heads
- Tilt 35°, beam angle 24°
- Suitable for use in home, hospitality, restaurant & retail




No.	Item code	Power (W)	Power Factor	Lumen (lm)	Efficacy (lm/W)	Input Current (mA)	Dimension (mm)	Cut-out (mm)	CCT (K)
P4-1	LED-SpotGR-HJ-1-10W-24D-WH	10	0.94	850	85	50	115x115xH83	95x95	3000/4000
P4-2	LED-SpotGR-HJ-2-20W-24D-WH	20	0.94	1700	85	100	205x115xH83	175x95	3000/4000
P4-3	LED-SpotGR-HJ-1-20W-24D-WH	20	0.94	1800	90	90	147x147xH117	130x130	3000/4000
P4-4	LED-SpotGR-HJ-2-40W-24D-WH	40	0.94	3600	90	180	264x147xH117	255x130	3000/4000
P4-5	LED-SpotGR-HJ-1-30W-24D-WH	30	0.94	2800	93	140	147x147xH117	130x130	3000/4000
P4-6	LED-SpotGR-HJ-2-60W-24D-WH	60	0.94	5600	93	280	264x147xH117	255x130	3000/4000
P4-7	LED-SpotGR-HJ-1-40W-24D-WH	40	0.94	4000	100	180	185x185xH145	165x165	3000/4000
P4-8	LED-SpotGR-HJ-2-80W-24D-WH	80	0.94	8000	100	360	340x185xH145	320x165	3000/4000

LED Spotlight HJ - Adjustable



Features

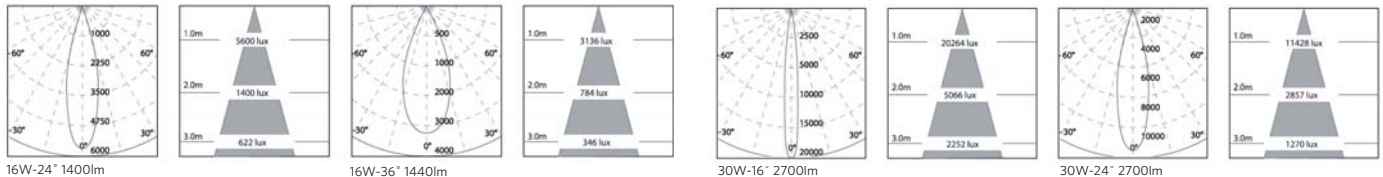
- New designed compound-eye lens with high efficacy
- Aluminium die-casting sink
- Multiple choices of beam angles and powers
- Horizontal rotate 355°, vertical rotate 35°
- Suitable for use in home, hospitality, restaurant & retail



Rotation angle: 0°-35° in vertical to decrease light loss when adjusted



Accessory: Honeycomb to control glare



No.	Item code	Power (W)	Beam Angle (°)	Power Factor	Lumen (lm)	Input Current (mA)	Dimension (mm)	Cut-out (mm)	CCT (K)
P4-9	LED-SpotRA-HJ-10W-WH	10	16/24/36	0.94	800-850	50	Ø85 x H57	Ø75	3000/4000/6000
P4-10	LED-SpotRA-HJ-16W-WH	16	16/24/36	0.94	1400-1440	75	Ø116 x H82	Ø100	3000/4000/6000
P4-11	LED-SpotRA-HJ-30W-WH	30	16/24/36	0.94	2800-2900	150	Ø138 x H109	Ø125	3000/4000/6000
P4-12	LED-SpotRA-HJ-40W-WH	40	17/24/36	0.94	4000	190	Ø170 x H140	Ø150	3000/4000/6000