

QTi DALI-T/E 2X18...42 DIM

QUICKTRONIC INTELLIGENT DALI DIM CFL | ECG dimmable DALI for CFL



Product family features

- Corridor function for direct connection of ECG to common motion sensor
- Corridor function with pre-programmed light program
- Touch DIM function for free parameterization of light value and turn on time
- Fit for SMART GRID for feedback of consumed mains power and lamp operating hours
- Fit for emergency function for automatic detection of emergency lighting by ECG
- Very low standby power consumption: < 0.5 W
- Lifetime: > 100,000 h (for T = 65 °C at T_c)
- Very high number of switching cycles: up to 300,000
- Dimming range: 1...100 % (3...100 % with compact fluorescent lamp)
- POWER2LAMP function for optimal matching of ECG power to lamp during lamp lifetime
- Line frequency: 0 Hz, 50...60 Hz, rectified AC

Product family benefits

- System+ Guarantee available
- Easy integration in luminaire thanks to same dimensions like DALI GI ECG

DALI product features

- Control via the DALI interface
- Compliance with the DALI Version-1 and IEC 60929
- Control input protected against overvoltage and polarity reversal (OSRAM ECG)

Touch DIM and Touch DIM Sensor function

- Manual dimming without controller and with standard switches
- Including memory function (double click) and soft start

Product datasheet

Areas of application

- Suitable for use in emergency lighting systems as per EN 50172/DIN VDE 0108-100
- Installation in emergency lighting systems according to IEC 61347-2-3, appendix J
- Open-plan offices, corridors and storage rooms
- Public buildings
- Suitable for luminaires of protection class I

Product datasheet

Technical data

Electrical data

Nominal voltage	220...240 V
Mains frequency	50...60 Hz
Input voltage DC	154...276 V
Maximum output power	2 x 42 W
Efficiency in full-load	95 % ¹⁾
Networked standby power	< 0.50 W ¹⁾
Operating frequency	42...140 kHz
Max. ECG no. on circuit breaker 10 A (B)	8 ²⁾
Max. ECG no. on circuit breaker 16 A (B)	13 ²⁾
Inrush current	45 A

¹⁾ at 230 V, 50 Hz

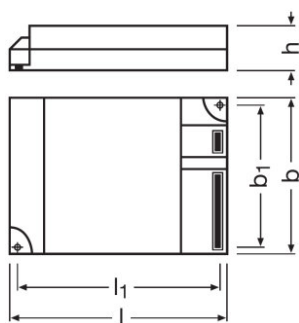
²⁾ Type B

Light technical data

Starting time	0.6 s ¹⁾
---------------	---------------------

¹⁾ Optimized preheat start

Dimensions & weight



Length	123.0 mm
Width	79.0 mm
Height	33.0 mm
Mounting hole spacing, length	129.5 mm
Mounting hole spacing, width	67.0 mm
Product weight	247.00 g
Cable cross-section, input side	0.5...1.5 mm ²

Temperatures & operating conditions

Ambient temperature range	+10...+50 °C
Permitted rel. humidity during operation	5...85 % ¹⁾

¹⁾ Maximum 56 days/year at 85 %

Lifespan

ECG lifetime	100000 h ¹⁾
---------------------	------------------------

¹⁾ At $T_{case} = 65^{\circ}C$ at T_c point / 10% failure rate

Product name	Lamp group				
QTi DALI-T/E 2X18...42 DIM	DULUX D/E 26 W	ECG ambient temperature [ta]	40	50	60
		Temperature at tc-point [°C]	60	70	75
		Lifetime [h]	100000	100000	80000
	DULUX L 24 W	ECG ambient temperature [ta]	40	50	60
		Temperature at tc-point [°C]	60	70	75
		Lifetime [h]	100000	100000	80000
	DULUX L 40 W	ECG ambient temperature [ta]	40	50	60
		Temperature at tc-point [°C]	60	70	75
		Lifetime [h]	100000	100000	80000
	DULUX T/E 18 W	ECG ambient temperature [ta]	40	50	60
		Temperature at tc-point [°C]	55	65	70
		Lifetime [h]	100000	100000	100000
	DULUX T/E 26 W	ECG ambient temperature [ta]	40	50	60
		Temperature at tc-point [°C]	60	70	75
		Lifetime [h]	100000	100000	80000
	DULUX T/E 42 W	ECG ambient temperature [ta]	40	50	60
		Temperature at tc-point [°C]	60	70	75
		Lifetime [h]	100000	100000	80000
	DULUX T/E 42 W CONSTANT	ECG ambient temperature [ta]	40	50	60
		Temperature at tc-point [°C]	60	70	75
		Lifetime [h]	100000	100000	80000
	FC 22 W	ECG ambient temperature [ta]	40	50	60
		Temperature at tc-point [°C]	60	70	75
		Lifetime [h]	100000	100000	80000
FC 40 W	ECG ambient temperature [ta]	40	50	60	
	Temperature at tc-point [°C]	60	70	75	
	Lifetime [h]	100000	100000	80000	

Product datasheet

Additional product data

Product remark	Optional cable clamp, see chapter ECG mountings - cable clamp
Suitable for lamp power (2 lamps)	18...42 W

Capabilities

Dimming interface	DALI / Touch DIM / Touch DIM Sensor
Dimming range	3...100 % ¹⁾
Dimmable	Yes
Overheating protection	Yes
Suitable for fixtures with prot. class	I
End of lamp life safety shutdown	EOL T.2
Max. cable length to lamp/LED module	0.5 m
Intended for no-load operation	No

¹⁾ Luminous flux

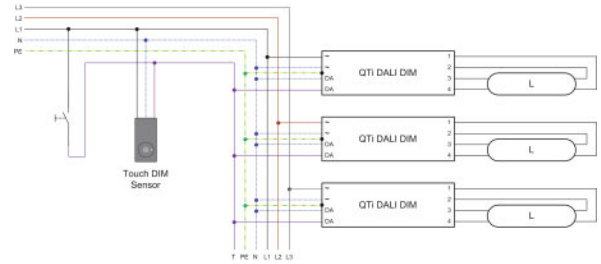
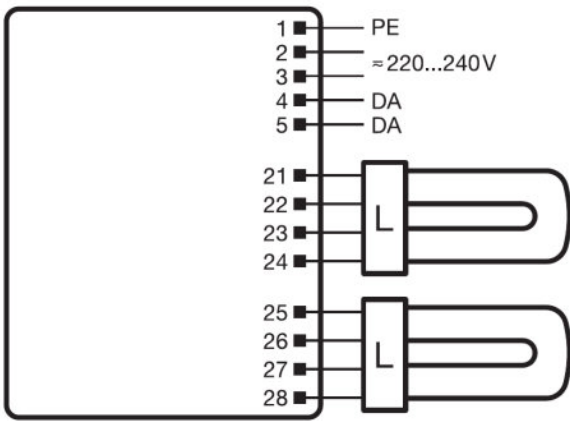
Certificates & standards

Approval marks – approval	VDE / VDE-EMC / EL / EAC / RCM / CCC
Standards	Acc. to EN 61347-2-3/Acc. to EN 60929/Acc. to EN 55015:2006 + A1:2007/Acc. to EN 61000-3-2/Acc. to EN 61547/Acc. to IEC 62386-101:Ed1/Acc. to IEC 62386-102:Ed1
EEI – Energy Label	A1 BAT
Protection class	I
Type of protection	IP20

Logistical data

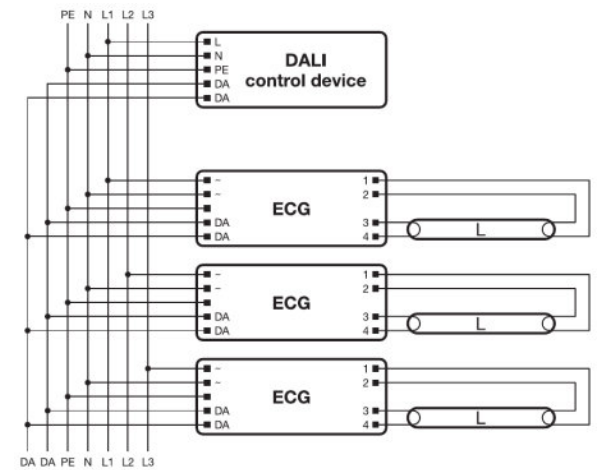
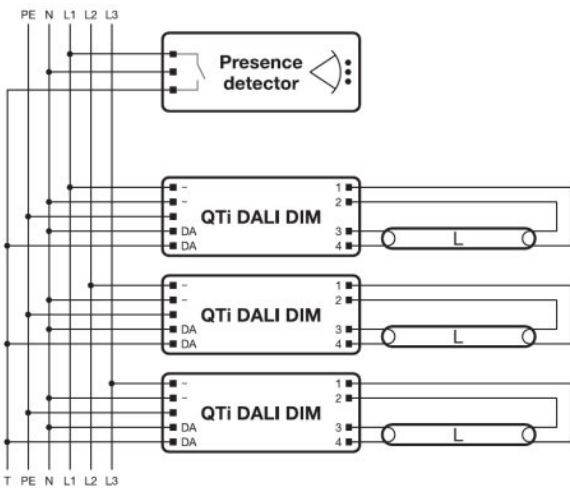
Commodity code	850410809000
----------------	--------------

Wiring Diagram



319628_QTi DALI-TE 2x18-42 DIM

493589_Touch DIM Function - e.g. QT i DALI 1x... DIM























493590_Corridor Function - e.g. QT i DALI 1x... DIM

493666_DALI wiring diagram - e.g. QT i DALI 1x... DIM

Product datasheet

Download Data

	File
	Addon Technical Information 502689_Frequent switching Quicktronic
	Addon Technical Information 502785_ECG lifetime - QUICKTRONIC (DALI) DIM
	Product Datasheet 321492_ATI QT <i>i</i> DALI-TE 2x18-42 DIM (G+GB)
	Certificates 334953_EMC-Marks approval
	Certificates 335097_INOTEC
	Certificates QTI DALI VDE 40021252 210920
	Certificates 335135_Manufacturer's declaration – Burning-in of fluorescent lamps
	Certificates 335153_Manufacturer's declaration – Low stand-by
	Certificates 335154_Manufacturer's declaration – EN 55015:2006+A1:2007 (300 MHz)
	Certificates 335160_Manufacturer's declaration – Lamp T5 FC QT <i>i</i> -TE DALI...DIM ECG combinations
	Certificates 335169_Manufacturer's declaration – Lamp ECG combinations: Frequent switching
	Certificates 335190_Manufacturer's declaration – Additional hints
	Certificates 504208_VDE-EMC-CERTIFICATE QT <i>i</i> DALI DIM
	Declarations of conformity 334767_Declaration of conformity
	Declarations of conformity QUICKTRONIC DIM CE 3364258 190821
	Operating instructions 596666_EAC QT <i>i</i> DALI TE DIM
	CAD data 3-dim 321614_QT <i>i</i> DALI-TE 2x18-42 DIM
	CAD data 3-dim 321621_QT <i>i</i> DALI-TE 2x18-42 DIM
	CAD data 3-dim 321622_QT <i>i</i> DALI-TE 2x18-42 DIM
	CAD data PDF 321623_T <i>i</i> DALI-TE 2x18-42 DIM

Product datasheet

Ecodesign regulation information:

Separate control gear and light sources must be disposed of at certified disposal companies in accordance with Directive 2012/19/EU (WEEE) in the EU and with Waste Electrical and Electronic Equipment (WEEE) Regulations 2013 in the UK. For this purpose, collection points for recycling centres and take-back systems (CRSO) are available from retailers or private disposal companies, which accept separate control gear and light sources free of charge. In this way, raw materials are conserved and materials are recycled.

Logistical Data

Product code	Product description	Packaging unit (Pieces/Unit)	Dimensions (length x width x height)	Volume	Gross weight
4008321060822	QTi DALI-T/E 2X18...42 DIM	Shipping carton box 20	428 mm x 78 mm x 257 mm	8.58 dm ³	4700.00 g

The mentioned product code describes the smallest quantity unit which can be ordered. One shipping unit can contain one or more single products. When placing an order, for the quantity please enter single or multiples of a shipping unit.

References / Links

For more information on the system guarantee and the terms and conditions of the guarantee visit

▶ www.osram.com/system-guarantee

Disclaimer

Subject to change without notice. Errors and omission excepted. Always make sure to use the most recent release.

QTi DALI-T/E 2X18...42 DIM

QUICKTRONIC INTELLIGENT DALI DIM CFL | ECG dimmable DALI for CFL

Product name	Lamp group	Nominal current	Nominal wattage + Power loss	Power factor λ [PIM]	Luminous flux at 25 °C	Number of lighting outlets	Luminous flux at 35 °C
QTi DALI-T/E 2X18...42 DIM	DULUX D/E 18 W	0.17 A	38.00 W	0.95	2*1200 lm	2	
	DULUX D/E 26 W	0.25 A	56.00 W	0.98	2*1800 lm	2	
	DULUX L 24 W	0.22 A	51.00 W	0.97		2	1200 lm
	DULUX L 40 W	0.38 A	87.00 W	0.99		2	3500 lm
	DULUX T/E 18 W	0.17 A	38.00 W	0.95	1200 lm	2	
	DULUX T/E 26 W	0.25 A	56.00 W	0.98	1800 lm	2	
	DULUX T/E 32 W	0.30 A	69.00 W	0.99	2400 lm	2	
	DULUX T/E 32 W CONSTANT	0.30 A	69.00 W	0.99	2400 lm	2	
	DULUX T/E 42 W	0.39 A	90.00 W	0.99	3200 lm	2	
	DULUX T/E 42 W CONSTANT	0.39 A	90.00 W	0.99	3200 lm	2	
	FC 22 W	0.22 A	51.00 W	0.97		2	1800 lm
	FC 40 W	0.38 A	87.00 W	0.99		2	3200 lm