

UWP240A-1M24V (103200470101)

Summary

UWP240A-1M24V is a LED dimmable driver with constant voltage output, it can be used outdoor and achieve smooth dimming effect through external 0/1-10V active signal/PWM signal/adjustable resistor.




Product Feature

- Single-channel with 24V constant voltage output.
- Wide voltage input range from 100VAC to 240VAC
- With built-in active PFC function.
- Supporting 3-in-1 dimming way (0/1-10V active signal/adjustable resistor/PWM signal).
- 1-100% full dimming range,smooth dimming curve,flicker-free,high efficiency up to 92.5%.
- Can be used as normal driver when signal suspending,as well as full-load output.
- Protections:short circuit,over load,over voltage. and lightning protection
- Ultra-thin design with waterproof IP67 and applicable to various of LED CV lights.



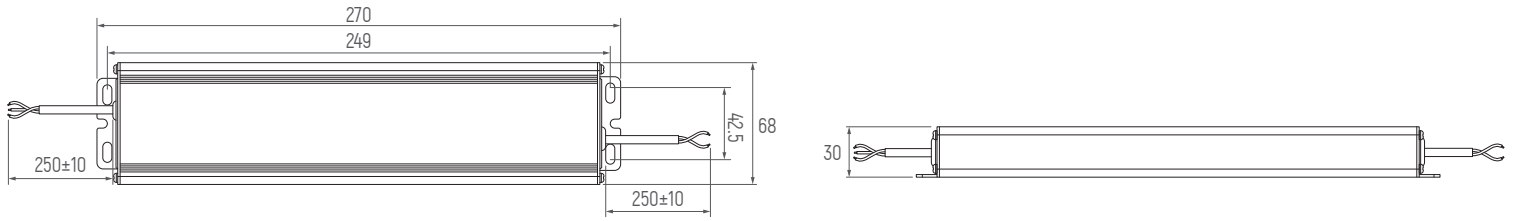
Application



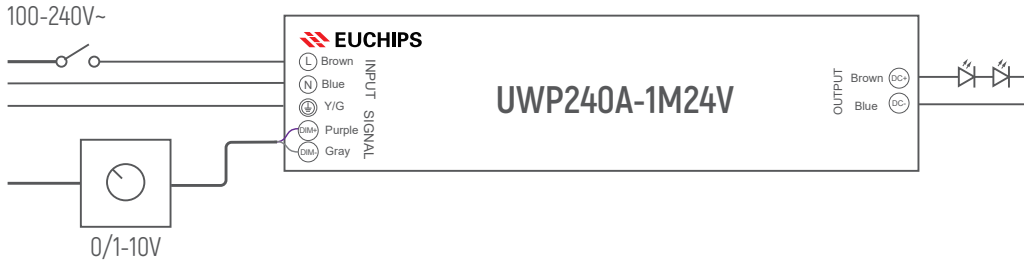
Technical Parameters

| Model | UWP240A-1M24V | |
|------------|-------------------------|---|
| Input | Efficiency | 92.5%@230VAC, Full load |
| | Voltage | 100VAC-240VAC |
| | Frequency | 50-60Hz |
| | Power Factor | >0.95@230VAC, Full load |
| | THD | <10%230VAC, Full load |
| | Standby power | <0.5W |
| | Current | 2.3Amax@100VAC |
| | Inrush Current | Cold start 50A(measured50% Ipeak twidth=60us)@230VAC |
| Output | Current/Voltage/Power | 10A/24VDC/240W |
| | Voltage Tolerance | ±5% |
| | Ripple and noise(max) | 480mVp-p |
| | Channel | 1 |
| Protection | Short Circuit | Close output , recovers after fault condition is removed |
| | Over Voltage | Shut down the output, After restart recovers automatically |
| | Over Load | Hic cup, recovers after fault condition is removed |
| Safety&EMC | Surge | L-N:2kV,L,N-PG:4kV |
| | Withstand Voltage | I/P-O/P: 3000VAC/1min/5mA; I/P-Gnd: 1500VAC/1min/5mA; O/P-Gnd: 500VAC/1min/5mA |
| | Safety Standards | IEC/EN61347-1, IEC/EN61347-2-13, GB19510.1, GB19510.14 |
| | EMC Eission | EN50515, EN61000-3-2 Class C, IEC61000-3-3, |
| | EMC Immunity | EN61000-4-2,3,4,5,6,8,11 EN61547,GB17625.1 |
| Function | Dimming mode | 0/1-10V |
| | Dimming range | 1%-100% |
| Others | Working Temp. | -25°C~+50°C |
| | Storage Temp.; Humidity | -40°C-85°C, 20-90%RH |
| | Tc | 90°C |
| | Material | Metal |
| | IP Rating | IP67 |
| | Lifetime | 50,000h@tc: 85°C |
| | Warranty Condition | 5 years |
| | Switch Cycle | >25,000 times |
| | Packing Size | Net weight: 1055g±5%/PCS; 20PCS/Cartron; 26.1kg±5%/Cartron; Cartron Size: 355*290*180mm (L*W*H) |
| | Dimension | 270*68*30mm(L*W*H) |

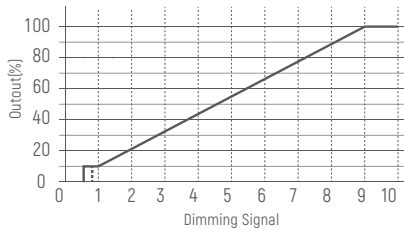
Dimension(mm)



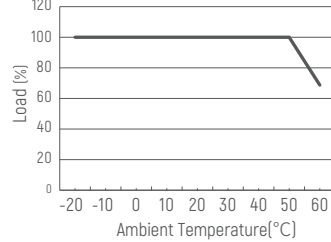
Wiring Diagram



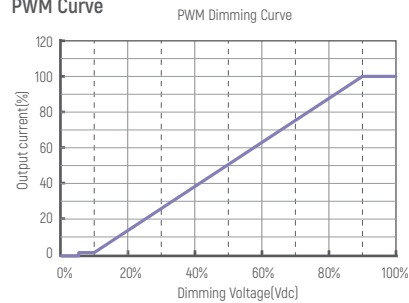
Dimming Curve



Derating Curve

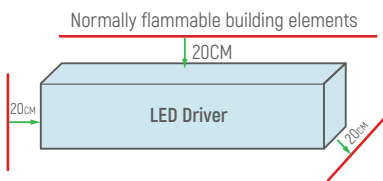


PWM Curve




Cautions

- 1 This product should cut off the input voltage and installed by a professional.
- 2 Make sure that the output voltage and current of the power supply must meet the specifications of the lamp before installation.
- 3 It is waterproof IP67, do not soak in water for a long time when using.
- 4 The driver should be installed in a well space and environment.
- 5 The sectional area of the conductor wire which connect to the driver and lamp should be enough (Recommended less than 4A/mm²).
- 6 Make sure all connections are correct and secure before powering up.
- 7 If break down during use, it must be repaired by a professional or contact the supplier.



The external flexible cable or cord of this luminaire cannot be replaced; if the cord is damaged, the luminaire shall be destroyed; Dimming circuit (FELV circuit) shall be insulated from the input by basic insulation; Dimming circuit (FELV circuit) shall be insulated from the output by supplementary insulation; Dimming circuit (FELV circuit) shall be insulated from the earthed conductive parts by functional insulation.



Instructions shall be provided with controlgear that have FELV control terminals that state the following:
 Warning: FELV terminals marked "Risk of electric shock" are not safe to touch.
 Warning: Circuits connected to any FELV control terminal shall be insulated for the LV supply voltage of the controlgear and any terminals connected to the FELV circuit shall be protected against accidental contact.

※ The contents of this manual are updated without prior notice. If the function of the product you are using is inconsistent with the instructions, the function of the product shall prevail. Please contact us if you have any questions.

UWP240A-1M24V (103200470101)

概述

UWP240A-1M24V是一款可以用于室外的恒压输出LED调光驱动器。这款驱动器可以通过外部0/1-10V有源信号，可调电阻和PWM信号实现平滑调光的效果。



产品特点

- 单通道恒压直流24V输出
- 宽电压输入范围100VAC-240VAC
- 支持3合1调光(0/1-10V有源信号，可调电阻，PWM信号)
- 调光范围1-100%，调光曲线平滑，无闪烁，效率高达92.5%
- 信号悬空时，满载输出，可作为电源使用
- 防雷保护，短路保护，过载保护，过压保护
- 超薄设计，防水等级IP67，适用于各种LED恒压灯具

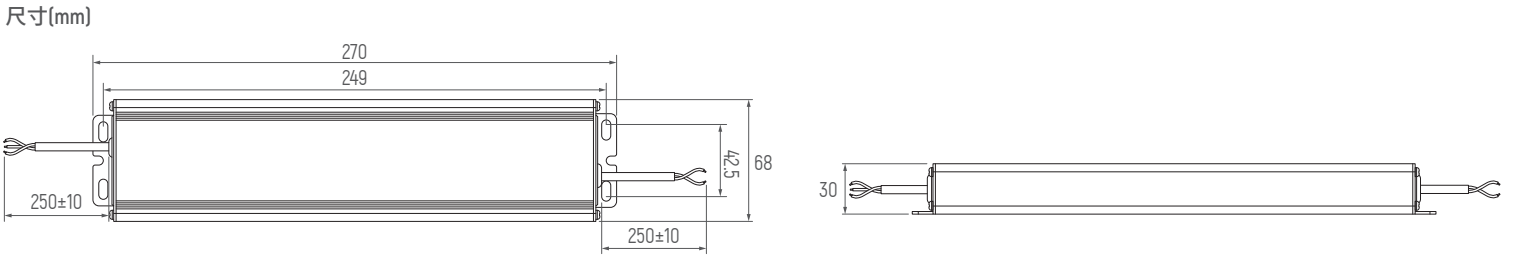


应用

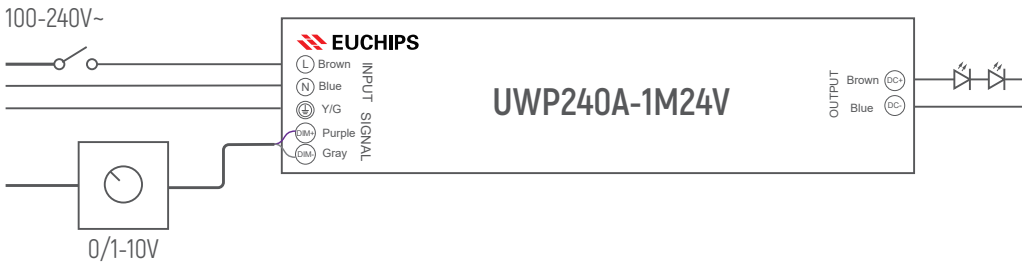


技术参数

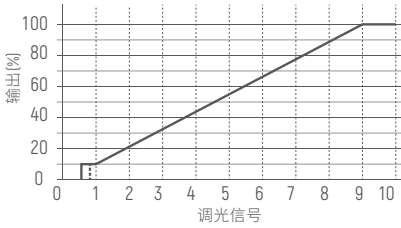
| 产品型号 | UWP240A-1M24V | |
|---------|--------------------|---|
| 输入 | 效率 | 92.5%@230VAC, 满载 |
| | 电压 | 100VAC-240VAC |
| | 频率 | 50-60Hz |
| | 功率因素 | >0.95@230VAC, 满载 |
| | THD | <10%230VAC, 满载 |
| | 待机功耗 | <0.5W |
| | 电流 | 2.3Amax@100VAC |
| | 浪涌电流 | 冷启动50A[50% Ipeak 下测试width=60us] @230VAC |
| 输出 | 电流/电压/功率 | 10A/24VDC/240W |
| | 电压精度 | ±5% |
| | 纹波与噪声(最大) | 480mVp-p |
| | 通道 | 1 |
| 保护 | 短路 | 关闭输出，故障排除后自动恢复 |
| | 过压 | 关闭输出，重启后自动恢复 |
| | 过载 | 打嗝，移除故障后自恢 |
| 安全与电磁兼容 | 雷涌 | L-N:2kV,L,N-PG:4kV |
| | 耐受电压 | I/P-O/P:3000VAC/5mA I/P-PG:1500VAC/5mA O/P-PG:500VAC/5mA |
| | 安全标准 | IEC/EN61347-1, IEC/EN61347-2-13, GB19510.1, GB19510.14 |
| | 电磁干扰 | EN50515, EN61000-3-2 Class C, IEC61000-3-3, GB/T17743 |
| | 电磁抗扰度 | EN61000-4-2,3,4,5,6,8,11 EN61547,GB17625.1 |
| 功能 | 调光模式 | 0/1-10V |
| | 调光范围 | 1%-100% |
| 其它 | 工作温度 | -25°C~+50°C |
| | 储存温度&湿度 | -40°C~85°C, 20-90%RH |
| | Tc | 90°C |
| | 材质 | 金属 |
| | 防水等级 | IP67 |
| | 寿命 | 50,000h@tc:85°C |
| | 质保 | 5年 |
| | 开关次数 | >25,000次 |
| | 箱重尺寸 | 净重: 1055g±5%/个; 20个/箱; 26.1kg±5%/箱; 外箱尺寸: 355*290*180mm [长*宽*高] |
| 产品尺寸 | 270*68*30毫米[长*宽*高] | |



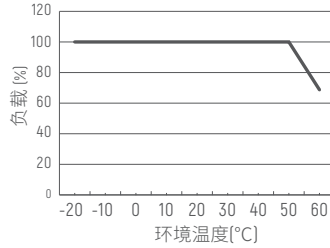
应用接线图



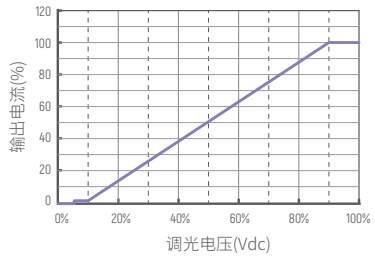
调光曲线



降额曲线


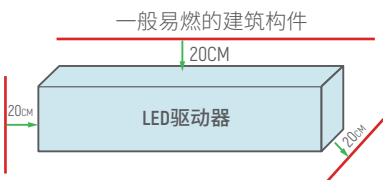


PWM曲线



注意事项

1. 本电源应切断输入电压并由专业人员进行安装调试
2. 安全前须确认电源输出的电压电流符合灯具的规格要求
3. 本电源防水等级为IP67，不可浸泡在水中工作
4. 电源应安装在良好散热的空间与环境
5. 用于连接电源及灯具的导线面积应足够(建议小于4A/MM²)
6. 通电前，须确认所有连接正确且牢固
7. 使用过程中如发生故障，须由专业人员维修或联络供应商



说明书应配有控制装置，控制装置具有FELV控制端子，说明如下：

警告: 标有“触电危险”的FELV端子不可安全触摸。

警告: 连接到任何FELV控制终端的电路应在以下低压供电电压下绝缘控制装置和任何连接到FELV电路的终端应受到保护意外接触。

本灯具的外部软电缆或软线不可更换；若软线损坏，应将灯具的调光电路(FELV电路)与输入端绝缘，由基本绝缘调光电路(FELV电路)与输出端绝缘，由辅助绝缘调光电路(FELV电路)与输出端绝缘通过功能绝缘与接地导电部件绝缘。

※ 本说明书内容如有更新，恕不另行通知。若您使用的产品功能与说明书不一致时，请以产品为准。如有疑问请与我们联系。