

**LED Intelligent Driver**

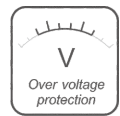
150W 6.25A 24Vdc

- Dimming interface: Triac/ELV, Push DIM.
- Apply to leading edge and trailing edge TRIAC dimmers.
- Built-in high performance MCU, dimming curve can be customized.
- PWM digital dimming, no alter LED color rendering index.
- Dimming range: Max. 0.1~100%.
- Efficiency > 87%.
- Short circuit / Over-heat / Over load / Over voltage protection.
- Compliant with Safety Extra Low Voltage standard.
- Suitable for indoor environments.



Dimmable:  
0.1%~100%

SELV



**Main Characteristics**

Dimming Interface: Triac/ELV, Push DIM  
 Input Voltage Range: 200-240Vac ±10%  
 Frequency: 50/60Hz  
 Input Current: 230Vac ≤ 1.4A  
 Efficiency: > 87%  
 Inrush Current(typ.): Cold start 50A at 230Vac  
 Control Surge Capability: L-N: 1kV L/N-G: 2kV  
 Leakage Current: < 0.5mA/230Vac  
 Output Current: Max. 6.25A  
 Output Voltage: 24Vdc  
 Output Voltage Range: 24Vdc ±0.5Vdc

Ripple & Noise: ≤ 200mV  
 Output Power: Max. 150W  
 Output Power Range: 1~150W  
 Overload Power Limitation: ≥ 102%~125%  
 PWM Frequency: 2KHz~4KHz  
 Dimming Range: Max. 0.1~100%.  
 Working Temperature.: tc: 90°C ta: -30°C ~ 60°C  
 Working Humidity: 20 ~ 95%RH, non-condensing  
 Storage Temp., Humidity: -40 ~ 80°C, 10~95%RH  
 Temp. Coefficient: ±0.03%/°C(0-50°C)  
 Vibration: 10~500Hz, 2G 12min./1cycle, period for 72min. each along X, Y, Z axes

\* The dimming range parameters adopted LUTRON® dimming system as testing standards. The parameters may differ by using Triac/ELV dimming systems of different brands. We can customize program for clients' high requirements.

Attn: LUTRON® is registered trademarks of Lutron Electronics Co., Inc. registered in the U.S. and other countries.

**Protection**

Over-heat Protection: Shut down the output when PCB temp. ≥ 110°C, auto recovers when temp. back to normal.  
 Over Voltage Protection: Shut down the output when Non-load Voltage ≥ 26~32V, re-power on to recover after fault condition is removed.  
 Over Load Protection: Power Load ≥ 102%~125%, start hiccup mode, auto recovers when the load is reduced.  
 Short Circuit Protection: Shut down automatically if short circuit occurs, auto recovers after faulty condition is removed.


**Safety & EMC**

Withstand Voltage: I/P-O/P: 3750Vac I/P-GND: 1800Vac  
 Isolation Resistance: I/P-O/P: 100MΩ/500VDC/25°C/70%RH  
 Safety Standards: IEC/EN61347-1, IEC/EN61347-2-13  
 EMC Emission: EN55015, EN61000-3-2 Class C, IEC61000-3-3  
 EMC Immunity: EN61000-4-2,3,4,5,6,8,11, EN61547

**Others**

Dimension: 273×57×37mm(L×W×H)  
 Packing: 278×59×42mm(L×W×H)  
 Weight[G.W.]: 605g±10g


**Dimensions**



### Triac Connection



### Push Dim Connection



The dimming interface priority: First Triac, next Push Dim.

## Selecting between ordinary dimmer and dimming system

Ordinary dimmer and dimming system have different dimming precision, precision of dimming system is higher. To meet customers' requirements on perfect dimming effects, we LTECH designed two programme options.

Method: Turn off the power and then remove the housing of the LED driver to find right component on the PCB. Shift system by selecting different contact pin (for installation professionals use only). Factory default as common (for ordinary dimmer).

Common



Ordinary dimmer

System



Dimming system

## Push Dimming



Reset Switch

- On/off control: Short press.
- Stepless dimming: Long press.
- With every other long press, the light level goes to the opposite direction.
- Dimming memory: Brightness will be the same as previously adjusted when turning off and on again.