

Doc. No.			
Version:1.0	Audit No.: 0	In total 8 Pages	1/8

# PRODUCT SPECIFICATION




Model	OHBF8260 street light	Formulate	Technical department
Product name	LED Explosion proof street light	Proofreading	Ji Yang
Jiangsu Ouhui Lighting Co.,Ltd.		Review	Fengze Lv
		Approve	Dongyang Wu
		Date	2019.5.30

Doc. No.			
Version:1.0	Audit No.: 0	In total 8 Pages	2/8

# CONTENTS

<b>1.Picture of real products.....</b>	<b>3</b>
<b>2.Features.....</b>	<b>4</b>
<b>3.Product parameters .....</b>	<b>5</b>
<b>4.Test Report .....</b>	<b>6</b>
<b>5.Dimensions .....</b>	<b>6</b>
<b>6.Install .....</b>	<b>7</b>
<b>7.Packaging logistics .....</b>	<b>7</b>
<b>8.Caution .....</b>	<b>8</b>

### 1. Picture of real products



Doc. No.			
Version:1.0	Audit No.: 0	In total 8 Pages	4/8

## 2. Features

### 2.1 Application

This product has good explosion-proof function, suitable for IIA, IIB, IIC explosive gas environment and various inflammable and explosive places, mainly used in railway, electric power, metallurgy, petroleum, petrochemical, chemical, steel, aviation, ship and each Efficient lighting in factories, stations, large facilities, venues and other places.

### 2.2 Product Features

2.2.1 Configuration: It adopts imported LED light source, with an average service life of up to 100,000 hours. The power supply adopts wide voltage processing, which can realize constant current output, and has short-circuit and over-voltage protection functions, which greatly prolongs the service life of the lamps.

2.2.2 Heat dissipation: It adopts integrated streamlined structure to better increase heat conduction. The explosion-proof electrical box and lamp cap are double-chamber design. The large space size ensures the assembly of various large-scale electrical appliances. The heat dissipation performance is excellent, so that the LED chip and power supply The temperature rise is reasonably controlled within a reasonable range, which greatly guarantees the service life of the lamp.


2.2.3 Light distribution: light projection is even and soft, especially suitable for all kinds of need to cast light, floodlights as a fixed lighting.

2.2.4 Protection: The protection level of the lamp body is IP66, the anti-corrosion grade can reach WF2, and it has excellent explosion-proof, dustproof, waterproof and anti-corrosion ability. The surface of the lamp body will never corrode and never rust.

2.2.5 Installation method: Various installation methods such as flange street lamps and guardrail street lamps can be used as needed.

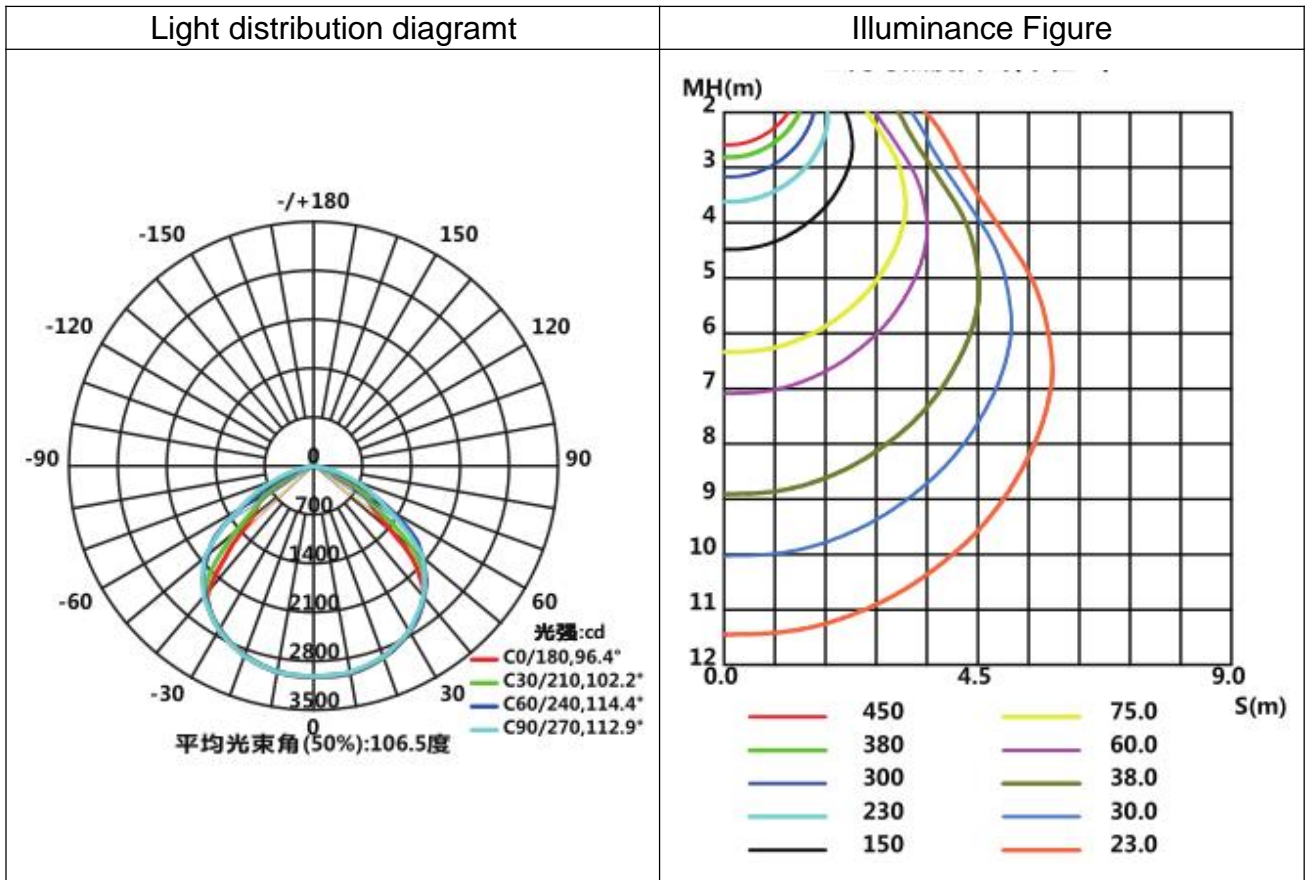
Doc. No.			
Version:1.0	Audit No.: 0	In total 8 Pages	5/8

### 3. Product parameters

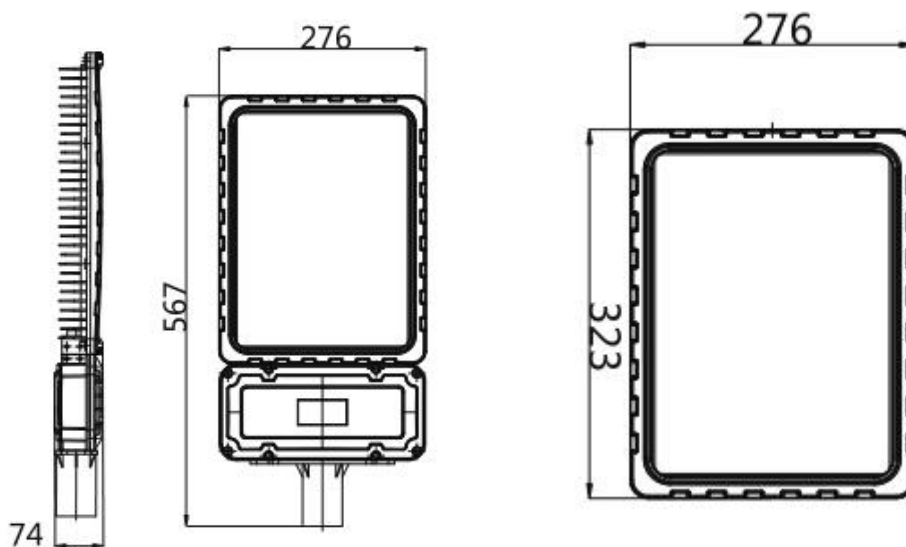
Item	Symbol	Description	Unit
Picture of real products			
Rated Voltage	VOLT	220	V
Power	P	50-200	W
Protection Level	IP	IP66	IP
Lighting Angle	$\theta$	100	°
LED Qty	/	180	PCS
Base specifications	/	CREE3030	
Anti-corrosion grade	/	WF2	
Explosion proof grade	/	Ex d e mb IIC T6	
Light efficiency	$\eta$	120	Lm/W
Frequency	f	50/60	Hz
Power Factor	PF	>0.95	PF
Operating Temperature	TOPR	-30~50	°C
Storage Temperature	TOPR	-30~50	°C
Light Source	/	led	PCS
Correlate Color Temperature	Tc	3000-6500	K
Color Rendering Index	CRI	≥70	RA
LED'S Operating Life	LIFE	100000	Hours
Start-up time	T	≤0.2	S
Executive standard	/	GB3836.1、 GB3836.2	
Weight	/	7.5	KG
Size	/	276×590×95	mm

Doc. No.			
Version:1.0	Audit No.: 0	In total 8 Pages	6/8

## 4. Test Report

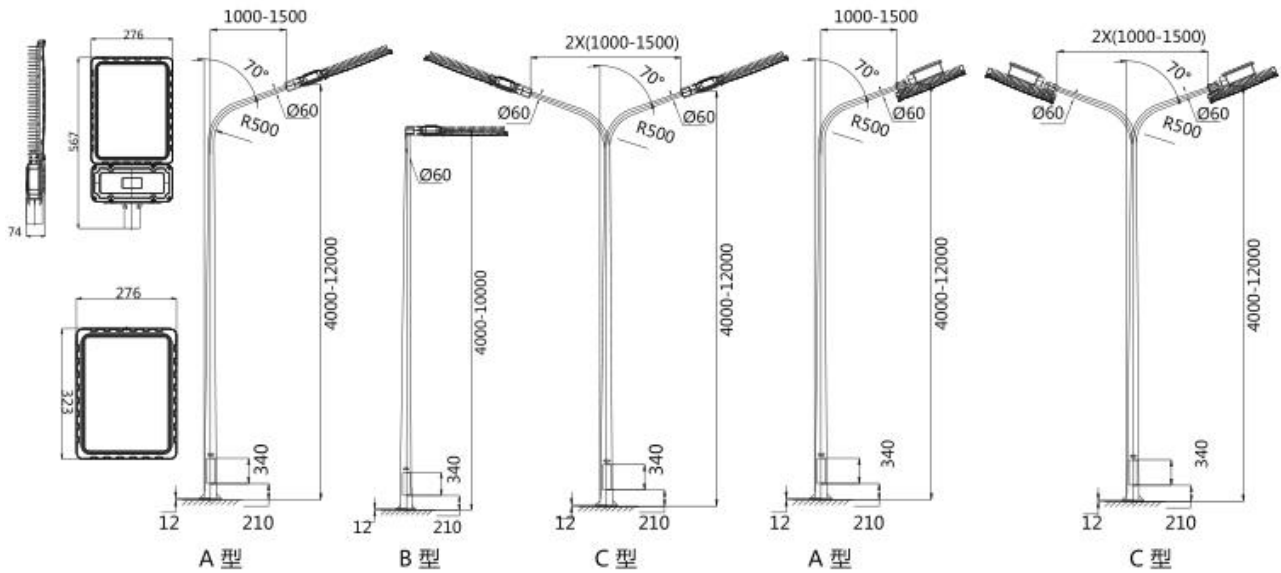


## 5. Dimensions



Doc. No.			
Version:1.0	Audit No.: 0	In total 8 Pages	7/8

## 6. Install



## 7. Packaging logistics

Name	Description	Quantity	Name	Parameter
Outer box	59.2*29.7*15.7cm	1	N.W.	7.5kg
Foam	Cutting foam board	1	G.W.	10.5kg
Packaging method		1 pieces in 1 carton		

Doc. No.			
Version:1.0	Audit No.: 0	In total 8 Pages	8/8

## 8.2 Caution

### 8.1 Schematic diagram

8.1.1 Before installation, it is necessary to check whether the actual operating conditions are in conformity with the parameters listed on the lamp nameplate.

8.1.2 Before installation, please test the lighting according to the parameters of the lamp nameplate to ensure that there is no quality problem before installation.

8.1.3 Before installation, it is necessary to determine the installation location and mode of the lamps according to the installation mode provided by the product, in combination with the on-site use environment and lighting requirements, so as to ensure that the installation is firm and reliable.

8.1.4 Connect the prepared cables with the input cables of lamps and lanterns according to the corresponding fire (brown), zero (blue) and ground (yellow-green) wires, so as to ensure that the connection is firm, and make good insulation and waterproof measures at the connection.

8.1.5 The input end of the cable can be connected to the power supply of the corresponding voltage to illuminate.

### 8.2 Attention

8.2.1 This product is an explosion-proof product and can be used in explosion-proof places.

8.2.2 When transporting, the lamp should be installed in the carton equipped with foam shock absorption.

8.2.3 When using, the surface of the lamp has a certain temperature rise, which is a normal phenomenon.

8.2.4 The power supply voltage can work normally in the rated voltage. If the power supply voltage is too high, the lamp will be damaged; if the voltage is too low, the lamp will not start normally.

8.2.5 The luminaire must be reliably grounded.

### 8.3 Quality Assurance

The company has passed ISO9001:2008 international quality system audit certification, this product strictly implements ISO9001 international quality management system standard production, to ensure that the product quality fully meets national standards and design requirements.