

SE-20-250-1000-W2D2

LED Intelligent CT Driver

LTECH

DALI DT8 Push DIM

2.25~20W 250~1000mA 9~54Vdc



- Dimming interface: DALI DT8, Push DIM
- T-PWM™ digital dimming.
- Dimming range: 0~100%, LED start at 0.01% possible.
- DALI DT8 CT adjustment driver.
- 0-100% flicker-free (IEEE 1789 standard).
- Innovative thermal management technology, intelligent power life protection.
- Over temp. / Over voltage / Over load / Short circuit protection, recover automatically.
- In line with the EU energy efficiency ERP directive, standby power consumption < 0.5W.
- DALI bus standard: IEC62386-101,102, 209.
- Suitable for internal lights application for I / II / III.
- 5 years warranty (Rubycon capacitor).

T-PWM™
Super depth dimming technology

Flicker-free
IEEE 1789

Dimmable:
0.01~100%

Dimmable:
0.01~100%

5 years warranty



SELV



RoHS



Class 2



Main characteristics

Dimming interface: DALI, Push DIM
 Input voltage: 100-240Vac (120-300Vdc)
 Frequency: 50/60Hz
 Input current: 115Vac≤0.25A, 230Vac≤0.13A
 Output current: 250-1000mA
 Output power: Max. 20W
 Power factor: PF>0.95/115Vac, PF>0.90/230Vac, at full load
 THD: 230Vac@THD≤9%, at full load
 Efficiency: 83%
 Standby power loss: <0.5W
 Inrush current[typ.]: Cold start 10A at 230Vac (twidth=40μs measured at 50% Ipeak)
 Anti surge: L-N: 2kV
 Leakage current: <0.24mA/230Vac

Output voltage: 9-54Vdc
 Max output voltage: 59Vdc
 Strobe level: Almost flicker-free / High frequency exemption assessment level.
 Dimming range: 0~100%, 0.01% dimming depth.
 LF current ripple<120Hz: <2%
 Current accuracy: ±5%
 Ripple & Noise: ≤2V
 PWM dimming frequency: ≤3600Hz
 Working temperature: ta: -20 ~ 50°C tc: 75°C
 Working humidity: 20 ~ 95%RH, non-condensing
 Storage temp., humidity: -40 ~ 80°C, 10~95%RH
 Temp. coefficient: ±0.03%/°C(0-50°C)
 Vibration: 10-500Hz, 2G 12min./1cycle, period for 72min. each along X, Y, Z axes.

LED Current Selection

DIP switch for 8 optional currents' quick selection(see the table below).

* Please choose the current value when the driver is power off.

Choose current via DIP switch



SE-20-250-1000-W2D2	DIP switch	⬇⬇⬇⬇	⬇⬇⬆⬆	⬇⬆⬆⬆	⬆⬆⬆⬆	⬆⬆⬆⬆	⬆⬆⬆⬆	⬆⬆⬆⬆	⬆⬆⬆⬆	⬆⬆⬆⬆	ON OFF
	Output current		250mA	300mA	350mA	400mA	450mA	500mA	550mA	600mA	
Output voltage		9-54V	9-54V	9-54V	9-50V	9-45V	9-40V	9-37V	9-34V		
Output power		2.25-13.5W	2.7-16.2W	3.15-18.9W	3.6-20W	4.05-20.25W	4.5-20W	4.95-20.35W	5.4-20.4W		
DIP switch		⬆⬆⬆⬆	⬆⬆⬆⬆	⬆⬆⬆⬆	⬆⬆⬆⬆	⬆⬆⬆⬆	⬆⬆⬆⬆	⬆⬆⬆⬆	⬆⬆⬆⬆		
Output current		650mA	700mA	750mA	800mA	850mA	900mA	950mA	1000mA		
Output voltage		9-31V	9-29V	9-27V	9-25V	9-24V	9-22V	9-21V	9-20V		
Output power		5.85-20.15W	6.3-20.3W	6.75-20.25W	7.2-20W	7.65-20.4W	8.1-19.8W	8.55-19.95W	9-20W		

Protection

- Over temp. protection: Intelligently adjusting or turning off the output current if the PCB temperature ≥ 110°C, auto recovers.
- Over load protection: Shut down the output when current load ≥ 102%, auto recovers.
- Short circuit protection: Shut down automatically if short circuit occurs, auto recovers.
- Over voltage protection: Output current declined when over non-load voltage, auto recovers.

Safety & EMC

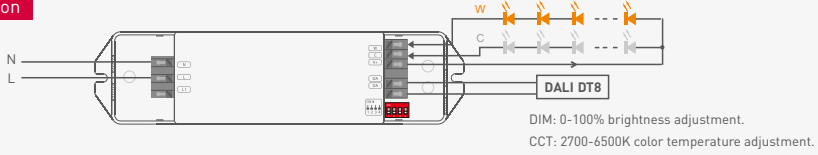
- Withstand voltage: I/P-O/P: 3750Vac
- Isolation resistance: I/P-O/P: 100MΩ/500VDC/25°C/70%RH
- Safety standards: IEC/EN61347-1, IEC/EN61347-2-13
- EMC emission: EN55015, EN61000-3-2 Class C, IEC61000-3-3
- EMC immunity: EN61000-4-2,3,4,5,6,8,11, EN61547
- Strobe test standard: IEEE 1789

Others

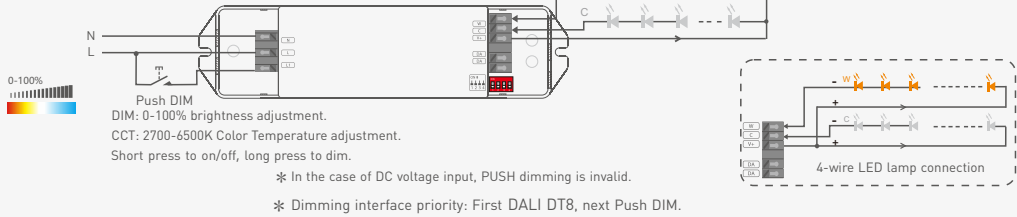
Dimension: 167×41×32mm(L×W×H)
 Packing: 168×43×35mm(L×W×H)
 Weight(G.W.): 160g±10g

Wiring diagram

DALI DT8 connection



Push DIM connection



* Adopting constant power program design, it keeps the same brightness in color temperature dimming, twice the rated power load can be connected.
20W driver, 25W × 2CH load can be connected, the total power of the 2 channels will be kept in 20W.

Push DIM/CCT

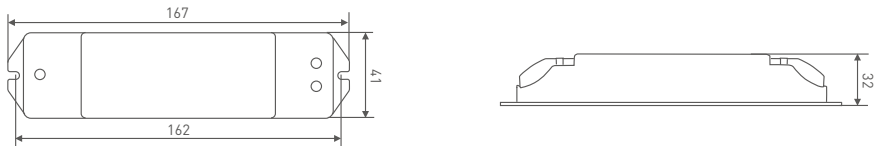


Reset switch

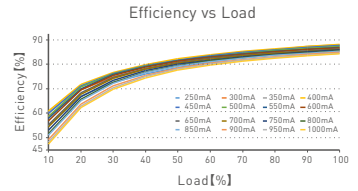
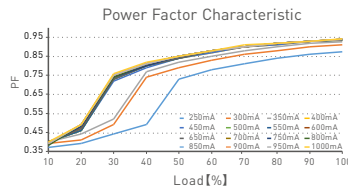
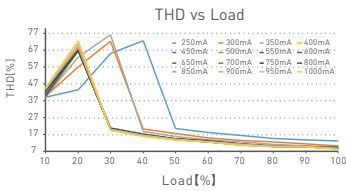
- On/off control: Short press.
- Stepless DIM/CT: Long press.
- With every other long press, the light level goes to the opposite direction.
- Dimming memory: Brightness will be the same as previously adjusted when turning off and on again.

Dimensions

Unit: mm



Relationship diagrams



* No further notice if any changes in the manual.
Product function depends on the goods.
Please feel free to contact your supplier if any question.