

## PUP40T-1LMC-850 (Product No.:104100180101)

### Summary

PUP40T-1LMC-850 is a constant current output mode LED driver. The output current can be easily set via DIP switch. The driver supports leading edge (Triac) and trailing edge (ELV) dimmer, achieve a smooth dimming effect.



### Product Features

- Single channel output, output current level selectable by DIP S.W.
- Support Leading edge (Triac) and Trailing edge (ELV) dimmer
- Built-in active PFC function
- Class 2 power supply. Full protective plastic housing
- Dimming effect smooth, no flicker
- Protections: Short circuit, over load, over voltage
- Suitable for indoor LED lighting application, such as down light, spotlights, panel light, and so on

### Application

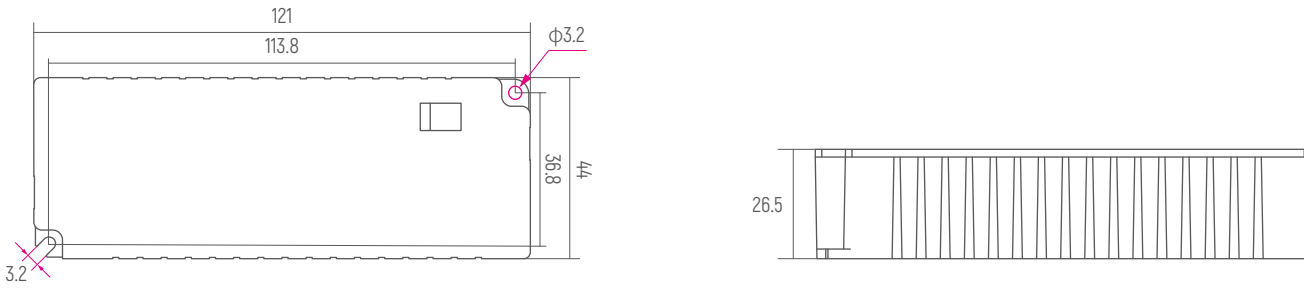


### Technical Parameters

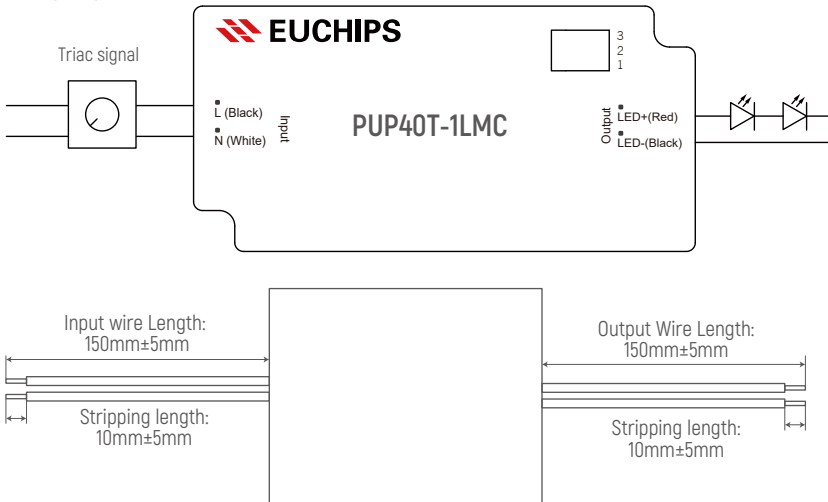
Model	PUP40T-1LMC-850				
Input	Efficiency	>84%@120VAC, Full load			
	Voltage	120VAC			
	Frequency Range(Hz)	50/60Hz			
	Power Factor	≥0.95@120VAC, Full load			
	THD(full load)	<10%@120VAC, Full load			
	AC Current(max)	0.6Amax@120VAC			
	Inrush Current(max)	Cold start, 30A@120VAC			
Output	Current/Voltage/Power	500mA/9-48VDC/24W	550mA/9-48VDC/26.4W	600mA/9-48VDC/28.8W	650mA/9-48VDC/31.2W
		700mA/9-48VDC/33.6W	750mA/9-48VDC/36W	800mA/9-48VDC/38.4W	850mA/9-47VDC/39.95W
	Ripple Current	<3%			
	Channel	1			
	Current Tolerance	±5%			
	Standby Power	<3.5W			
	No load output voltage	58V Max			
Turn on delay Time	<1.5s, at 230Vac (When the light begins to shine)				
Function	Dimming Type	Triac			
	Dimming Range	5%-100% Dimming to off			
Protection	Short Circuit	Close output, recovers automatically after fault removed			
	Over Load	When the output voltage is exceeded, the output current decreases and, recovers automatically. when the load is reduced.			
	Over Voltage	Close output, recovers automatically after fault removed			
Safety & EMC	Surge	L-N:1KV			
	Withstand Voltage	I/P-O/P: 3000VAC/1min/5mA			
	Safety Standards	UL8750/UL1310/CSA25013, CSA class P			
	EMI Eission	EN55015, EN61000-3-2 Class C, JEC61000-3-3			
	EMC Immunity	EN61000-4-2, 3, 4, 5, 6, 8, 11; EN61547			
Others	Working Temp.	-20°C~50°C			
	Storage Temp., Humidity	-40°C~85°C, 20-90%RH			
	tc	85°C			
	Material	PC			
	IP Rating	IP20			
	Lifetime	50,000h@tc:85°C			
	Warranty Condition	5 years			
	Switch Cycle	>25,000 tims			
	Pack Information	Net weight: 156g±5%/PCS; 50PCS/Carton; 8.3kg±5%/Carton; Carton Size: 286x239x194mm (L*W*H)			
Dimension	121*44*26.5mm (L*W*H)				

Remark: Use only within an enclosure

### Dimension (mm)



### Wiring Diagram



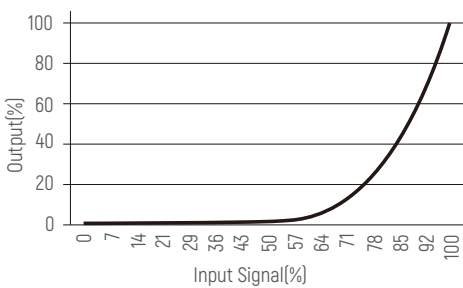
### Current Selection Table

PUP40T-1LMC-850 is a multi-current dimming driver, output current level selectable by DIP S.W., as the following:

ON	OFF	1	2	3	1 2 3	1 2 3	1 2 3	1 2 3	1 2 3	1 2 3	1 2 3	1 2 3	1 2 3
		500mA	550mA	600mA	650mA	700mA	750mA	800mA	850mA				
		9-48V	9-48V	9-48V	9-48V	9-48V	9-48V	9-48V	9-48V				

Remark: Function default setting is: 500mA (@switch are all OFF state)

### Dimming Curve



### Cautions

- 1.This product should be installed by qualified personnel.
- 2.This product is non waterproof, need to avoid sun and rain.In case of outdoor use, please ensure it is mounted in a water proof enclosure.
- 3.Good heat dissipation conditions extend product life.Please install the product in a well-ventilated environment.
- 4.Please make sure LED power supply output voltage, current is used to meet the product requirements.
- 5.Please ensure that adequate sized cable is used from the controller to the LED lights to carry the current. Please also ensure that the cable is secured tightly in the connector.
- 6.Due to safety concerns, PVC or rubber cord of 0.75-2.5mm<sup>2</sup> is recommended for input and output terminal(s) (excluding signal terminals). Flat power cord is not suitable.Ensure all wire connections and polarities are correct before applying power to avoid any damages to the LED lights.
- 7.In case of malfunction, do not repair it yourself.

※ The contents of this manual are updated without prior notice. If the function of the product you are using is inconsistent with the instructions, the function of the product shall prevail.Please contact us if you have any questions .

## PUP40T-1LMC-850 (Product No.:104100180101)

### 概述


PUP40T-1LMC-850 是一款500/550/600/650/700/750/800/850mA, 多档电流的LED驱动器, 输出电流可以通过DIP 拨码开关简易设置, 这款驱动器支持前沿切相和后沿切相调光器, 调光曲线平滑。

### 产品特点

- 单通道恒流输出, 多级电流可选
- 支持前沿/后沿切相调光
- Class 2电源, 全防护塑胶外壳
- 调光曲线平滑, 无闪烁
- 短路保护, 过载保护, 过压保护



### 应用

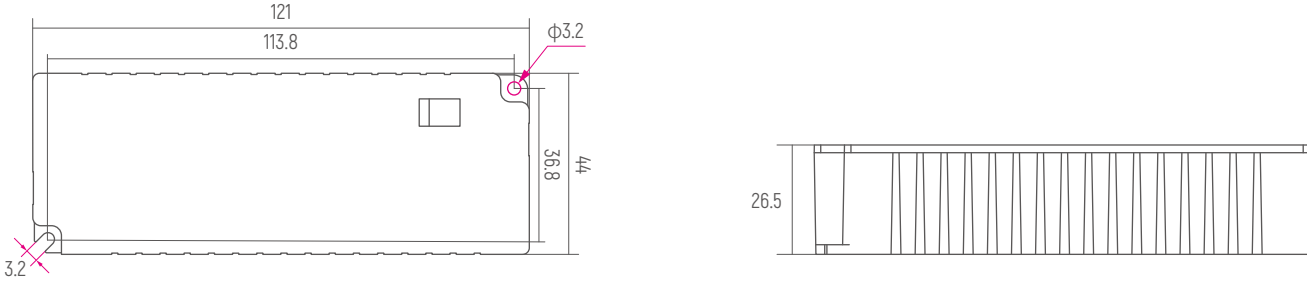


### 技术参数

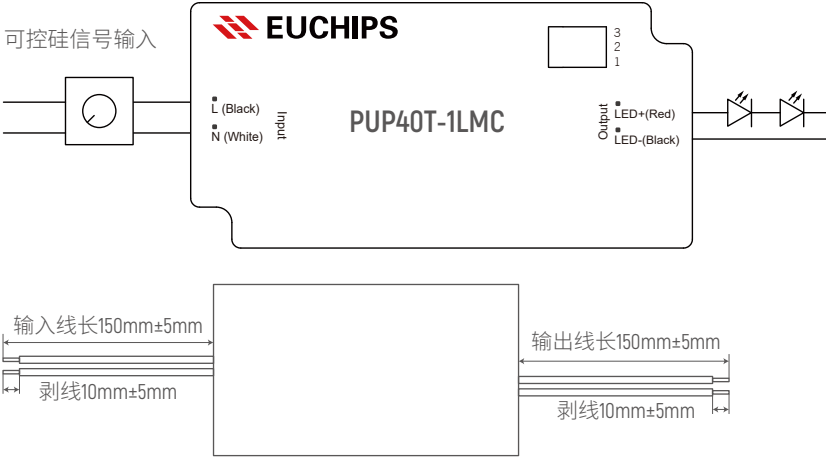
型号	PUP40T-1LMC-850				
输入	效率	>84%@120VAC,满载			
	电压	120VAC			
	频率	50/60Hz			
	功率因素	≥0.95@120VAC, 满载			
	THD	<10%@120VAC, 满载			
	电流	0.6Amax@120VAC			
	浪涌电流	Cold start,30A@120VAC			
输出	电流/电压/功率 850mA	500mA/9-48VDC/24W 700mA/9-48VDC/33.6W	550mA/9-48VDC/26.4W 750mA/9-48VDC/36W	600mA/9-48VDC/28.8W 800mA/9-48VDC/38.4W	650mA/9-48VDC/31.2W 850mA/9-47VDC/39.95W
	波纹电流	<3%			
	通道	1			
	电流公差	±5%			
	待机功耗	<3.5W			
	空载输出电压	58V Max			
	启动延时	<1.5s, at120Vac [当光线开始闪烁时]			
功能	调光方式	可控硅			
	调光范围	5%-100% 变暗直至关闭			
保护	短路	关闭输出, 排除故障后自恢复			
	过载	打嗝, 移除故障后自恢复			
	过压	打嗝, 移除故障后自恢复			
安全与电磁兼容	浪涌	L-N:1KV			
	耐压标准	I/P-O/P: 3000VAC/1min/5mA			
	安全标准	UL8750/UL1310/CSA25013,CSA class P			
	电磁兼容	EN55015,EN61000-3-2 Class C,IEC61000-3-3			
	EMC抗扰度	EN61000-4-2, 3, 4, 5, 6, 8, 11; EN61547			
其它	工作温度	-20°C~50°C			
	储存温度、湿度	-40°C~85°C, 20-90%RH			
	tc	85°C			
	材质	PC			
	防水等级	IP20			
	寿命	50,000小时@tc:85°C			
	质保	5年			
	开关周期	>25,000次			
	包装信息	净重: 156g±5%/个; 50个/箱; 8.3kg±5%/箱; 外箱尺寸: 286x239x194mm (长*宽*高)			
	尺寸	121*44*26.5mm (长*宽*高)			

备注: 仅在外壳内使用

## 外观尺寸 (mm)



## 应用连接图



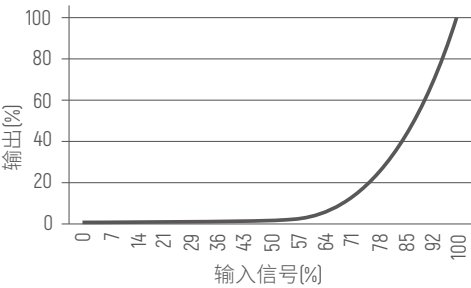
## 电流选择表

PUP40T-1LMC-850是一个多电流调光驱动器，输出电流可通过DIP S.W.选择，如下所示：

ON	OFF	1	2	3	500mA	550mA	600mA	650mA	700mA	750mA	800mA	850mA
					9-48V	9-48V	9-48V	9-48V	9-48V	9-48V	9-48V	9-47V

备注：出厂默认设置电流为500mA(1,2,3在OFF状态)

## 调光曲线



## 注意事项

- 1、本产品请由具有专业资格的人员进行调试安装。
- 2、本产品不能防水，需避免日晒雨淋，如安装在户外，请用防水箱。
- 3、良好的散热条件会延长产品的使用寿命，请把产品安装在通风良好的环境。
- 4、请检查使用的LED电源输出电压电流，是否符合产品要求。
- 5、出于安全考虑，推荐输入和输出用0.75-1.5mm<sup>2</sup>PVC或橡胶线缆，并确保接线牢固，以免电线过热或接触不良触发事故。扁平电源线不适用。
- 6、通电调试前，应确保所有接线正确，以避免因接线错误而导致灯具损坏。
- 7、如果发生故障，请勿私自维修；如有疑问，请联系供应商。

※ 本说明书内容如有更新，恕不另行通知。

若您使用的产品功能与说明书不一致时，请以产品为准。如有疑问请与我们联系。