

PUP40T-1HMC-1200 (104100190101)

Summary

PUP40T-1HMC-1200 is a constant current output mode LED driver. The output current can be easily set via DIP switch. The driver supports leading edge (Triac) and trailing edge (ELV) dimmer, achieve a smooth dimming effect.



Product Features

- Single channel output, output current level selectable by DIP S.W.
- Support Leading edge (Triac) and Trailing edge (ELV) dimmer
- Built-in active PFC function
- Class 2 power supply. Full protective plastic housing
- Dimming effect smooth, no flicker
- Protections: Short circuit, over load, over voltage
- Suitable for indoor LED lighting application, such as down light, spotlights, panel light, and so on



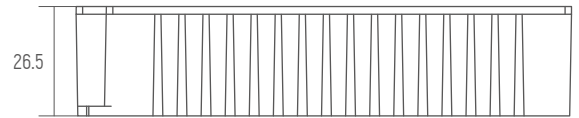
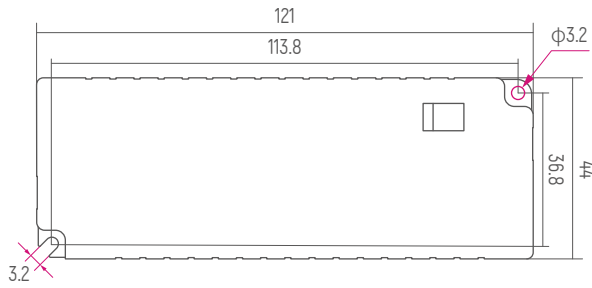
Application



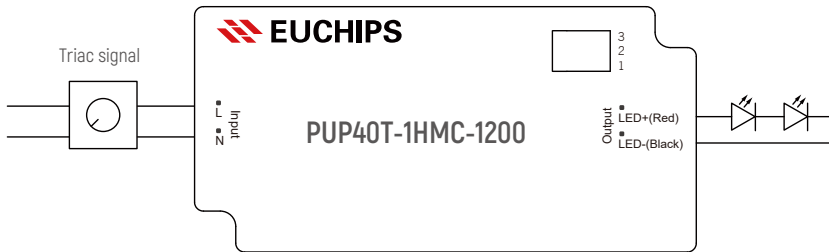
Technical Parameters

Model	PUP40T-1HMC-1200				
Input	Efficiency	>83%@230VAC, Full load			
	Voltage	220-240VAC			
	Frequency Range(Hz)	50/60Hz			
	Power Factor	0.94@230VAC, Full load			
	THD(full load)	<20%@230VAC, Full load			
	AC Current(max)	0.23Amax@230VAC			
	Inrush Current(max)	Cold start, 15A@230VAC			
	Standby Power	<3.5W			
Output	Current/Voltage/Power	850mA/9-42VDC/35.7W 1050mA/9-38VDC/39.9W	900mA/9-42VDC/37.8W 1100mA/9-36VDC/39.6W	950mA/9-42VDC/39.99W 1150mA/9-34VDC/39.1W	1000mA/9-40VDC/40W 1200mA/9-33VDC/39.6W
	Ripple Current	<3%			
	Channel	1			
	Current Tolerance	±5%			
	No load output voltage	48VMax			
	Turn on delay Time	<1.5s, at 230Vac (When the light begins to shine)			
Function	Dimming Type	Triac			
	Dimming Range	5%-100% Dimming to off			
Protection	Short Circuit	Close output, recovers automatically after fault removed			
	Over Load	When the output voltage is exceeded, the output current decreases and, recovers automatically when the load is reduced.			
	Over Voltage	Close output, recovers automatically after fault removed			
Safety & EMC	Surge	L-N:1KV			
	Withstand Voltage	I/P-O/P: 3000VAC/1min/5mA			
	Safety Standards	EN61347, GB19510			
	EMI Eission	EN55015, EN61000-3-2			
	EMC Immunity	EN61000-4-2, 3, 4, 5, 6, 8, 11; EN61547			
Others	Working Temp.	-20°C-50°C			
	Storage Temp., Humidity	-40°C-85°C, 20-90%RH			
	tc	90°C			
	Material	PC			
	IP Rating	IP20			
	Lifetime	50,000h@tc:85°C			
	Warranty Condition	5 years			
	Switch Cycle	>25,000 tims			
	Pack Information	Net weight: 156g±5%/PCS; 50PCS/Cartron; 8.3kg±5%/Cartron; Cartron Size: 286x239x194mm(L*W*H)			
	Dimension	121*44*26.5mm(L*W*H)			


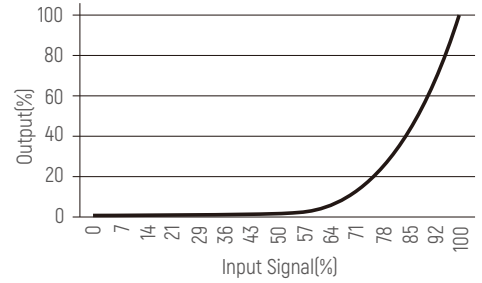
Dimension (mm)



Wiring Diagram



Dimming Curve



Current Selection Table

PUP40T-1HMC-1200 is a multi-current dimming driver, output current level selectable by DIP S.W., as the following:

ON	OFF	1	2	3	4	5	6	7	8	9	10	11	12	13	14	15
		850mA	900mA	950mA	1000mA	1050mA	1100mA	1150mA	1200mA							
		9-42V	9-42V	9-42V	9-40V	9-38V	9-36V	9-34V	9-33V							

Remark: Function default setting is: 850mA (@switch are all OFF state)

Dimmer Matching Table

Model	Does it match
Walldim105E1	OK
Schneider	OK
Guangzhou Qisheng	OK
Simon	OK
CHNT	OK
Philips	OK
Delixi	OK

Cautions

- 1.This product should be installed by qualified personnel.
- 2.This product is non waterproof, need to avoid sun and rain.In case of outdoor use, please ensure it is mounted in a water proof enclosure.
- 3.Good heat dissipation conditions extend product life.Please install the product in a well-ventilated environment.
- 4.Please make sure LED power supply output voltage, current is used to meet the product requirements.
- 5.Please ensure that adequate sized cable is used from the controller to the LED lights to carry the current. Please also ensure that the cable is secured tightly in the connector.
- 6.Due to safety concerns, PVC or rubber cord of 0.75-2.5mm² is recommended for input and output terminal(s) (excluding signal terminals). Flat power cord is not suitable.Ensure all wire connections and polarities are correct before applying power to avoid any damages to the LED lights.
- 7.In case of malfunction, do not repair it yourself.

※ The contents of this manual are updated without prior notice. If the function of the product you are using is inconsistent with the instructions, the function of the product shall prevail.Please contact us if you have any questions .

PUP40T-1HMC-1200 (104100190101)

概述

PUP40T-1HMC-1200 是一款多档电流的LED 驱动器，输出电流可以通过DIP 拨码开关简易设置，这款驱动器支持前沿切相和后沿切相调光器，调光曲线平滑。



产品特点

- 单通道恒流输出，多级电流可选
- 支持前沿/后沿切相调光
- Class 2电源, 全防护塑胶外壳
- 调光曲线平滑，无闪烁
- 短路保护，过载保护，过压保护



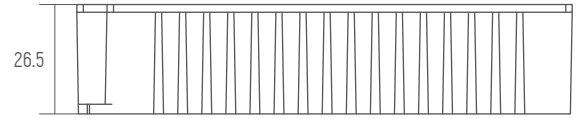
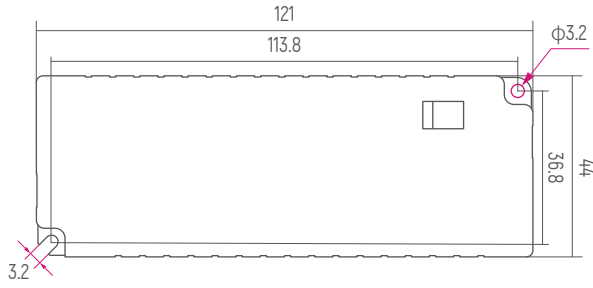
应用




技术参数

型号	PUP40T-1HMC-1200				
输入	效率	>83%@230VAC,满载			
	电压	220-240VAC			
	频率	50/60Hz			
	功率因素	0.94@230VAC, 满载			
	THD	<20%@230VAC, 满载			
	电流	0.23Amax@230VAC			
	浪涌电流	Cold start,15A@230VAC			
	待机功耗	<3.5W			
输出	电流/电压/功率	850mA/9-42VDC/35.7W	900mA/9-42VDC/37.8W	950mA/9-42VDC/39.99W	1000mA/9-40VDC/40W
		1050mA/9-38VDC/39.9W	1100mA/9-36VDC/39.6W	1150mA/9-34VDC/39.1W	1200mA/9-33VDC/39.6W
	波纹电流	<3%			
	通道	1			
	电流公差	±5%			
	空载输出电压	48VMax			
功能	启动延时	<1.5s, at 230Vac (当光线开始闪烁时)			
	调光方式	可控硅			
保护	调光范围	5%-100% 变暗直至关闭			
	短路	关闭输出，排除故障后自恢复			
安全 & 电磁兼容	过载	打嗝，移除故障后自恢复			
	过压	打嗝，移除故障后自恢复			
	浪涌	L-N:1KV			
	耐压标准	I/P-O/P: 3000VAC/1min/5mA			
其它	安全标准	UL8750/UL1310/CSA25013,CSA class P			
	电磁兼容	EN55015,EN61000-3-2 Class C,IEC61000-3-3			
	EMC抗扰度	EN61000-4-2, 3, 4, 5, 6, 8, 11; EN61547			
	工作温度	-20°C-50°C			
	储存温度、湿度	-40°C-85°C, 20-90%RH			
	tc	90°C			
	材质	PC			
	防水等级	IP20			
	寿命	50,000小时@tc:85°C			
	质保	5年			
其它	开关周期	>25,000次			
	包装信息	净重: 156g±5%/个; 50个/箱; 8.3kg±5%/箱; 外箱尺寸: 286x239x194mm(长*宽*高)			
	尺寸	121*44*26.5mm(长*宽*高)			

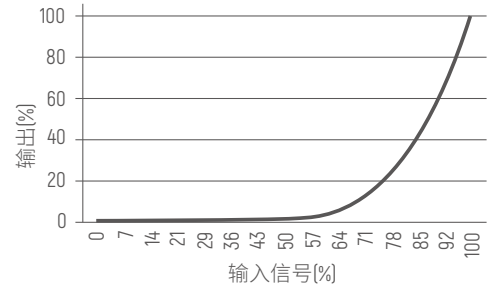
外观尺寸 (mm)



应用连接图



调光曲线



电流选择表

PUP40T-1HMC-1200是一个多电流调光驱动器，输出电流可通过DIP S.W.选择，如下所示：

ON	OFF	1 2 3	850mA 9-42V	900mA 9-42V	950mA 9-42V	1000mA 9-40V	1050mA 9-38V	1100mA 9-36V	1150mA 9-34V	1200mA 9-33V
----	-----	-------	----------------	----------------	----------------	-----------------	-----------------	-----------------	-----------------	-----------------

备注：出厂默认设置电流为850mA(1,2,3在OFF状态)

调光器匹配表

型号	是否匹配
Walldim105E1	OK
施耐德	OK
广州奇胜	OK
西蒙	OK
正泰	OK
飞利浦	OK
德力西	OK

注意事项

- 1、本产品请由具有专业资格的人员进行调试安装。
- 2、本产品不能防水，需避免日晒雨淋，如安装在户外，请用防水箱。
- 3、良好的散热条件会延长产品的使用寿命，请把产品安装在通风良好的环境。
- 4、请检查使用的LED电源输出电压电流，是否符合产品要求。
- 5、出于安全考虑，推荐输入和输出用0.75-1.5mm²PVC或橡胶线缆，并确保接线牢固，以免电线过热或接触不良触发事故。扁平电源线不适用。
- 6、通电调试前，应确保所有接线正确，以避免因接线错误而导致灯具损坏。
- 7、如果发生故障，请勿私自维修；如有疑问，请联系供应商。

※ 本说明书内容如有更新，恕不另行通知。

若您使用的产品功能与说明书不一致时，请以产品为准。如有疑问请与我们联系。