

**PUP40D-1WMC-1200** (102100670101)

**Summary**

PUP40D-1WMC-1200 is a constant current output mode LED driver. Support DALI dimming function, Touch DIM (Push DIM) function. The output and dimming circuit are also completely in accordance with the new regulations with isolation to ensure the users and luminaire system during installation.

**Product Features**

- Single channel output, output current level selectable by DIP S.W.
- Support DALI dimming function, Touch DIM (Push DIM) function
- Input voltage of 120VAC ~ 277VAC
- Dimming range: 0.1-100%, Dimming effect smooth, no flicker
- Protections: Short circuit, Over load, Over voltage
- Suitable for indoor LED lighting application



**Application**

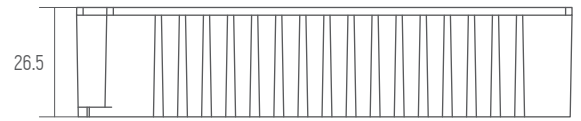
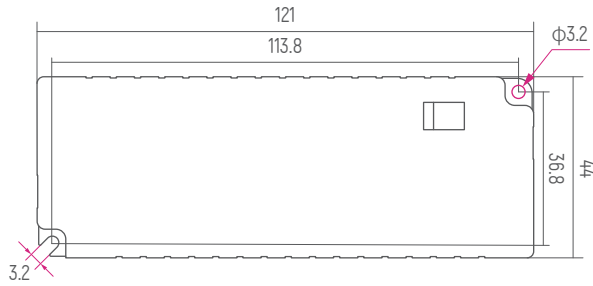


**Technical Parameters**

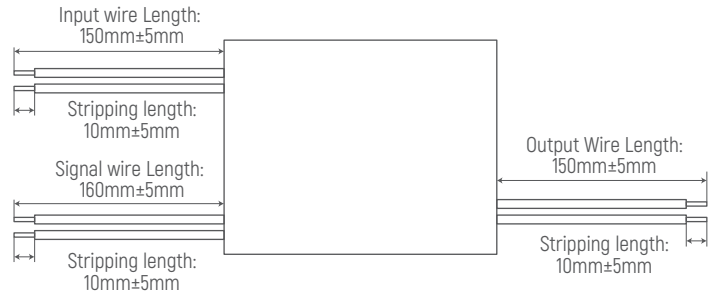
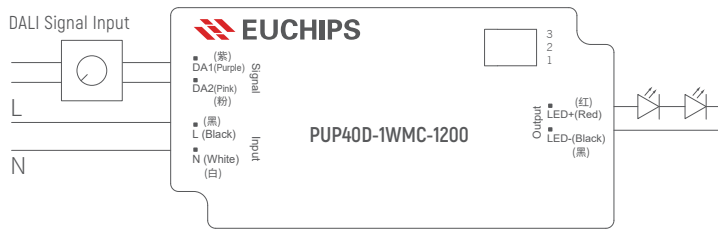
Model		PUP40D-1WMC-1200			
Output	Current/Voltage/Power	850mA/9-42V/35.7W 900mA/9-42V/37.8W	950mA/9-42V/39.99W 1000mA/9-40V/40W	1050mA/9-38V/39.9W 1100mA/9-36V/39.6W	1150mA/9-34V/39.1W 1200mA/9-33V/39.6W
	Channel	1			
	No load output voltage	58V Max			
	Frequency	1KHz Min PWM			
	Current Accuracy	±5%			
	LF current ripple(<120Hz)	<3%			
Input	Voltage	120VAC-277VAC			
	Frequency	50/60Hz			
	Efficiency	>87%@120VAC, Full load			
	PF	≥0.99@120VAC, Full load			
	THD(full load)	<10%@120VAC, Full load			
	Current	0.6Amax@120VAC			
	Inrush Current	Cold start,30A@120VAC			
	Standby Power	<1W			
Protection	Over Voltage	Hiccup, recovers after fault condition is removed			
	Over load	Hiccup, recovers after fault condition is removed			
	Short circuit	Close output, recovers automatically after fault removed			
Safety & EMC	Surge	L-N:1KV			
	Withstand Voltage	I/P-O/P: 3000VAC/1min/5mA; I/P-Gnd: 1500VAC/1min/5mA; O/P-Gnd: 500VAC/1min/5m			
	Safety standards	UL8750/UL1310/CSA25013,CSA class P			
	EMI Eission	EN55015,EN61000-3-2 Class C,IEC61000-3-3			
	EMC Immunity	FCC class B(120V)/class A(277V)			
Function	Dimming type	DALI/Touch DIM (Push DIM)			
	Dimming range	0.1%-100% Dimming to off			
Others	Dimension	121*44*26.5mm(L*W*H)			
	Pack Information	Net weight: 214g±5%/PCS; 50PCS/Carton; 11.2kg±5%/Carton; Carton Size: 286x239x194mm (L*W*H)			
	IP rating	IP20			
	Working temp.	-20°C-50°C			
	tc	90°C			
	Relative humidity	20-90% RH			
	Lifetime	50,000h@tc:85°C			
	Material	PC			
Switch cycle	>25,000 times				

Remark: Use only within an enclosure

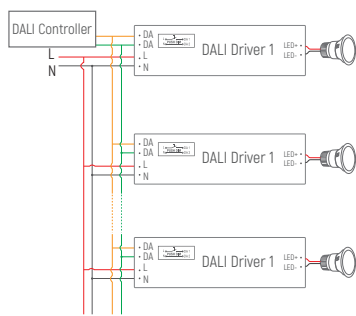
Dimension(mm)



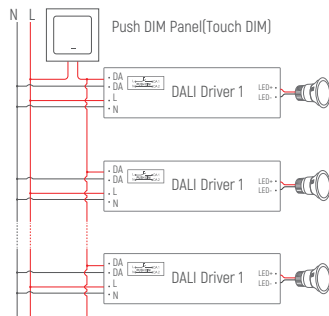
**Wiring Diagram**



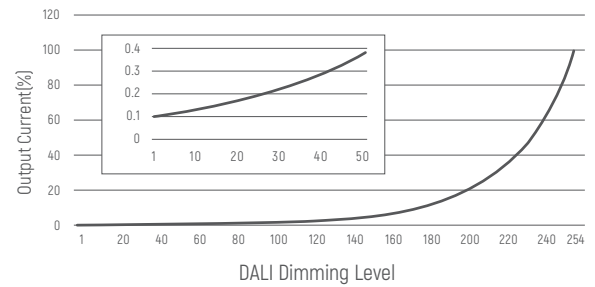
**DALI Diagram**



**Touch DIM(Push DIM) Diagram**



**Dimming Curve**



Remark: Only use open push button without indicator light. Maximum cable length between each Unit: 20 meters.

**Push DIM Function**

1. Press the Touch DIM (Push DIM) switch for 8s or more, the driver can be controlled via Push DIM switch.
2. Short press the Touch DIM (Push DIM) switch (<0.5s) to control the lamp on or off.
3. Long press the Touch DIM (Push DIM) switch (>0.5s) to dim the brightness of light. The dimming direction will change every time after pressing switch.
4. Double-click the Touch DIM (Push DIM) switch (<0.3s), then all lamps connected on the device will be set maximum brightness.
5. The brightness adjustment range is 1%-100%, and the light can be turned off through short pressing when doing the adjustment with long pressing Push DIM switch.
6. With the Power off memory function, the power-down state will be recovered when power on again.

**Current Selection Table**

PUP40D-1WMC-1200 is a multi-current dimming driver, output current level selectable by DIP S.W., as the following:

ON	OFF	1	2	3	4	5	6	7	8	9	10	11	12
		850mA	900mA	950mA	1000mA	1050mA	1100mA	1050mA	1200mA				
		9-42V	9-42V	9-42V	9-40V	9-38V	9-36V	9-34V	9-33V				

Remark: Function default setting is: 850mA (@switch are all OFF state)

**Cautions**

1. This product should be installed by qualified personnel.
2. This product is non waterproof, need to avoid sun and rain. In case of outdoor use, please ensure it is mounted in a water proof enclosure.
3. Good heat dissipation conditions extend product life. Please install the product in a well-ventilated environment.
4. Please make sure LED power supply output voltage, current is used to meet the product requirements.
5. Please ensure that adequate sized cable is used from the controller to the LED lights to carry the current. Please also ensure that the cable is secured tightly in the connector.
6. Due to safety concerns, PVC or rubber cord of 0.75-2.5mm<sup>2</sup> is recommended for input and output terminal(s) (excluding signal terminals). Flat power cord is not suitable. Ensure all wire connections and polarities are correct before applying power to avoid any damages to the LED lights.
7. In case of malfunction, do not repair it yourself.

PUP40D-1WMC-1200 (102100670101)

概述

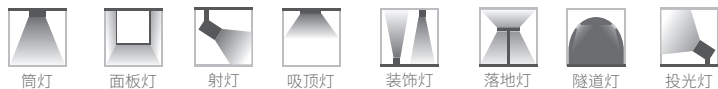
PUP40D-1WMC-1200是一款恒流输出模式LED驱动器。输出和调光电路完全符合新规定，隔离，确保用户和灯具系统在安装过程中使用。

产品特点

- 单通道输出，输出电流电平可通过DIP S.W.选择。
- 支持DALI调光功能, 触摸调光(按键调光)功能
- 输入电压120V-277V
- 调光范围: 0.1-100%, 调光效果平滑, 无闪烁
- 保护: 短路、过载、过压
- 适用于室内LED照明应用, 如筒灯、聚光灯、面板灯等



应用

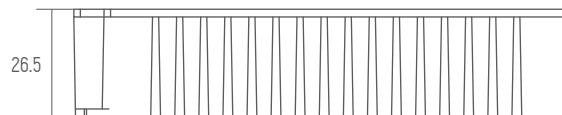
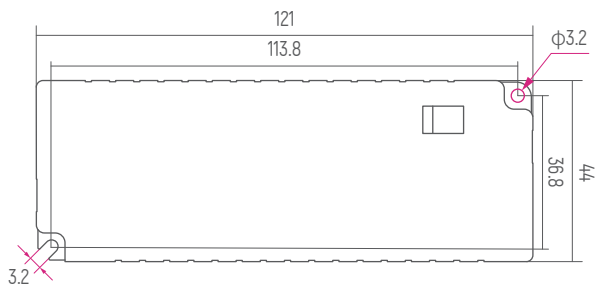


技术参数

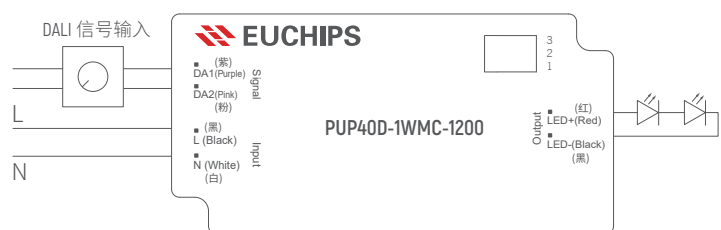
产品型号		PUP40D-1WMC-1200							
输出	电流/电压/功率	850mA/9-42V/35.7W	950mA/9-42V/39.99W	1050mA/9-38V/39.9W	1150mA/9-34V/39.1W	900mA/9-42V/37.8W	1000mA/9-40V/40W	1100mA/9-36V/39.6W	1200mA/9-33V/39.6W
	通道	1							
	空载输出电压	58V Max							
	输出频率	1KHz Min PWM							
	电流精度	±5%							
	低频纹波电流(<120Hz)	<3%							
输入	电压	120VAC-277VAC							
	频率	50/60Hz							
	效率(典型)	>87%@120VAC,满载							
	功率因数(典型)	≥0.99@120VAC,满载							
	THD(满载)	<10%@120VAC, 满载							
	电流	0.6Amax@120VAC							
	浪涌电流	Cold start,30A@120VAC							
保护	待机功耗	<1W							
	过压保护	打嗝, 移除故障后自恢复							
	过载保护	打嗝, 移除故障后自恢复							
安全与电磁兼容	短路保护	关断输出, 移除故障后自恢复							
	浪涌	L-N:1KV							
	耐受电压	I/P-O/P: 3000VAC/1min/5mA; I/P-Gnd: 1500VAC/1min/5mA; O/P-Gnd: 500VAC/1min/5m							
	安全标准	UL8750/UL1310/CSA25013,CSA class P							
功能	电磁兼容	EN55015,EN61000-3-2 Class C,IEC61000-3-3							
	EMC电磁抗扰度	FCC class B(120V)/class A(277V)							
	调光模式	DALI/Touch DIM (Push DIM)							
其它	调光范围	0.1%-100% 可调灭							
	产品尺寸	121*44*26.5毫米(长*宽*高)							
	包装信息	净重: 214g±5%/个; 50个/箱; 11.2kg±5%/箱; 外箱尺寸: 286x239x194mm [长*宽*高]							
	防水等级	IP20							
	工作环境温度	-20°C-50°C							
	tc	90°C							
	相对湿度	20-90% RH							
	寿命	50,000h@tc:85°C							
	材料	PC							
开关机次数	>25,000 次								

备注: 仅在外壳内使用

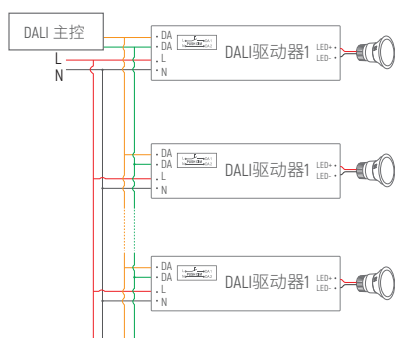
尺寸(mm)



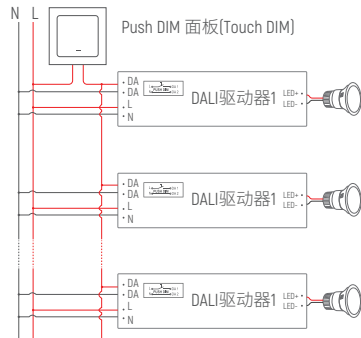
## 应用接线图



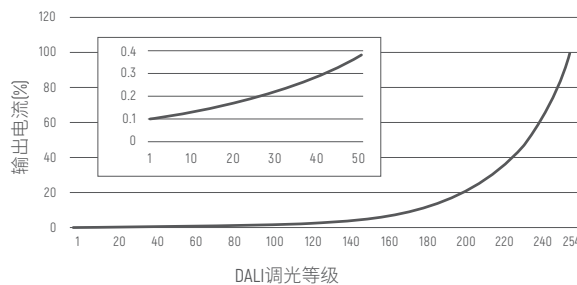
## DALI接线图



## Touch DIM(Push DIM) 接线图



## 调光曲线



备注: 只能使用开路的按压式开关(不带指示灯). 采用同步连线时每个设备和设备之间的线长不超过20米.

## Push DIM 功能

- 1.短按Push DIM (Touch DIM) 开关 (<0.5秒) 进行灯的亮暗控制。
- 2.长按Push DIM (Touch DIM)开关 (>0.5秒) 进行灯具的亮度调节, 光是调亮还是调暗, 随着每次按压的开关变化而变换。
- 3.双击Push DIM (Touch DIM)开关 (<0.3秒), 连接的所有灯具将达到最亮状态。
- 4.亮度调节范围为1%-100%。
- 5.具有断电记忆功能, 重新上电将恢复到上一次断电的状态。

## 电流选择表

PUP40D-1WMC-1200是一个多电流调光驱动器, 输出电流可通过DIP S.W.选择, 如下所示:

ON	OFF	1	2	3	4	5	6	7	8	9
		850mA	900mA	950mA	1000mA	1050mA	1100mA	1050mA	1200mA	
		9-42V	9-42V	9-42V	9-40V	9-38V	9-36V	9-34V	9-33V	

备注: 出厂默认设置电流为850mA (1,2,3在OFF状态)

## 注意事项:

1. 本产品请由具有专业资格的人员进行调试安装。
2. 本产品不能防水, 需避免日晒雨淋, 如安装在户外, 请用防水箱。
3. 良好的散热条件会延长产品的使用寿命, 请把产品安装在通风良好的环境。
4. 请检查使用的LED电源输出电压电流, 是否符合产品要求。
5. 出于安全考虑, 推荐输入和输出(信号端除外)用0.75-1.5mm<sup>2</sup>PVC或橡胶线缆, 并确保接线牢固, 以免电线过热或接触不良触发事故。扁平电源线不适用。
6. 通电调试前, 应确保所有接线正确, 以避免因接线错误而导致灯具损坏。
7. 如果发生故障, 请勿私自维修; 如果有疑问, 请联系供应商。