




Neuton Power NP series valve regulated lead acid batteries are designed with AGM (Absorbent Glass Mat) technology and are rechargeable, highly efficient, leak proof and maintenance free.

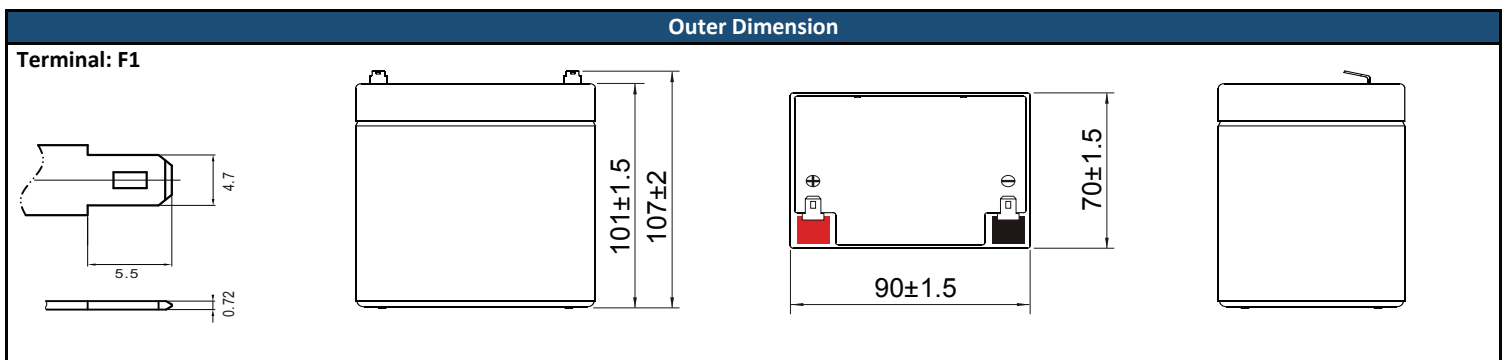
Applications

List of some of the more common applications for standby or principal power is given below:

- UPS • Telecom Systems • Solar Systems • Cable TV • Electric Wheelchair • Power Station • Marine Equipment • Military Equipment • Golf Car • Electric Fork • Emergency Power System • Railway System

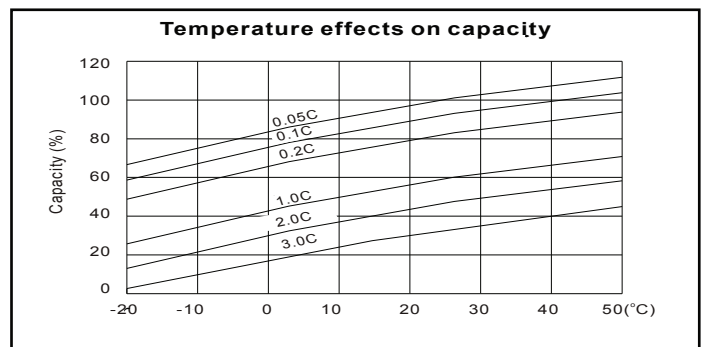
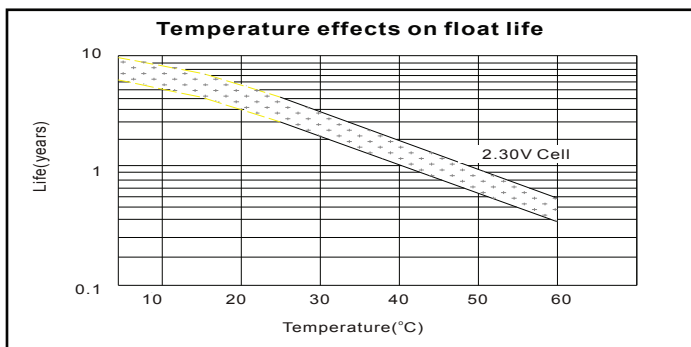
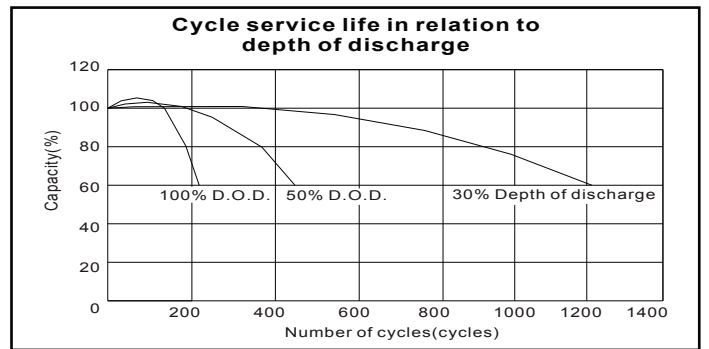
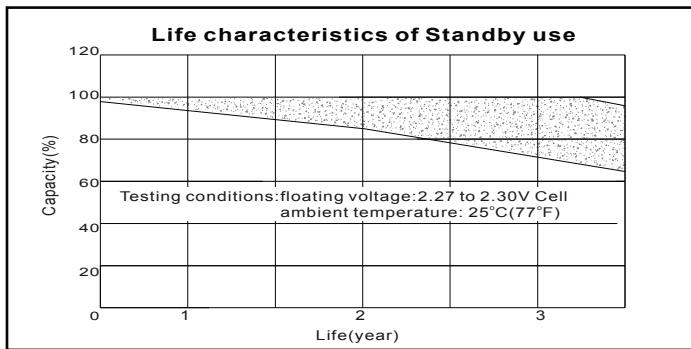
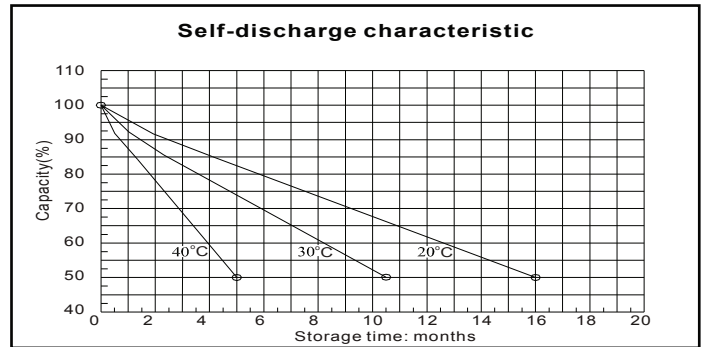
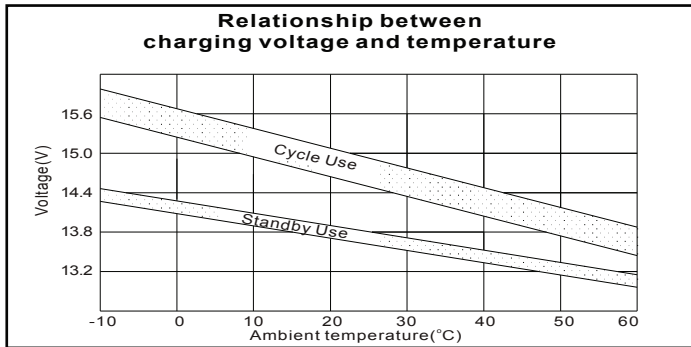
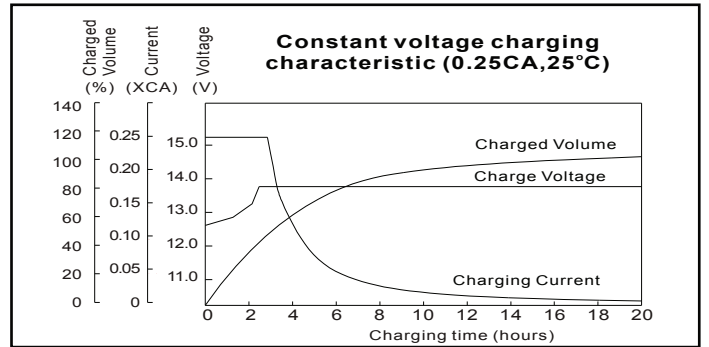
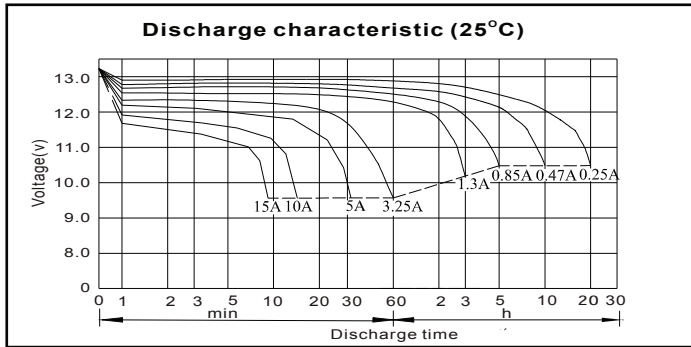
Performance Characteristics			
General Information	Length	90mm (3.54 inch)	
	Width	70mm (2.76 inch)	
	Height	101mm (3.98 inch)	
	Total Height	107mm (4.21 inch)	
	Approx Weight	1.8 Kg	
	Nominal Voltage	12 Volt	
	Number of Cells	6	
	Nominal Capacity (20 hour rate)	5.0 Ah	
	Design Life	3 ~ 5 Years	
	Terminal	F1	
	Casing Material	Standard	ABS
Optional - V0 Class Flame Retardant		ABS	
Nominal Capacity 77°F (25°C)	20 hour rate	(0.25A, 10.5V)	5.0 Ah
	10 hour rate	(0.47A, 10.5V)	4.7 Ah
	5 hour rate	(0.85A, 10.5V)	4.25 Ah
	1 hour rate	(3.25A, 9.60V)	3.25 Ah
Internal Resistance	Fully Charged Battery 77°F (25°C) ≤ 42 mOhms		
Self Discharge	3% of capacity declined per month at 20°C (average)		
Operating Temperature Range	Discharge	-20 ~ 60°C	
	Charge	-10 ~ 60°C	
	Storage	-20 ~ 60°C	
Max. Discharge 77°F (25°C)	75A (5s)		
Short Circuit Current	250A		
Charge Methods	Constant Voltage Charge 77°F (25°C)		
	Cycle use 2.40 - 2.45VPC		
	Standby use 2.20 - 2.30VPC		
	Temperature compensation -20mV/°C		
Battery Certification	Maximum charging current 2.0A		
			

Battery Construction								
Component	Positive Plate	Negative Plate	Container	Cover	Safety Valve	Terminal	Separator	Electrolyte
Raw Material	Lead Dioxide	Lead	ABS	ABS	Rubber	Copper	Fiberglass	Sulfuric Acid



Constant Current Discharge Data (Amperes at 25°C)									
End Point Volts/Cell	5min	10min	15min	30min	1h	3h	5h	10h	20h
1.60V	21.0	12.5	10.00	5.50	3.25	1.39	0.92	0.50	0.26
1.65V	19.9	11.9	9.56	5.28	3.13	1.35	0.90	0.49	0.26
1.70V	18.8	11.3	9.10	5.05	3.01	1.30	0.88	0.48	0.25
1.75V	17.6	10.6	8.63	4.81	2.88	1.25	0.85	0.47	0.25
1.80V	16.4	10.0	8.14	4.56	2.74	1.19	0.82	0.46	0.25

Constant Power Discharge Data (Watts per cell at 25°C)									
End Point Volts/Cell	5min	10min	15min	30min	45min	1h	2h	3h	5h
1.60V	35.0	23.3	18.2	10.3	8.0	6.3	3.73	2.63	1.80
1.65V	32.8	22.0	17.3	9.7	7.6	6.1	3.62	2.56	1.77
1.70V	30.7	20.6	16.4	9.1	7.3	5.8	3.50	2.49	1.74
1.75V	28.5	19.3	15.4	8.6	6.9	5.5	3.36	2.42	1.70
1.80V	26.4	17.9	14.3	8.1	6.5	5.2	3.22	2.33	1.66



* The above characteristics data are average values obtained within three charge/discharge cycles not the minimum value. Neuton Power reserves the rights update the data information without prior notice.