

TECHNICAL INFORMATION BULLETIN

EYE Sunlux Ace

LAMP TYPE : High Pressure Sodium Lamp
NH940LX

PERFORMANCE DATA

Initial luminous flux at rated wattage after 100h burning	(lm)	:	138,000
Lamp lumen efficacy	(lm/W)	:	147
Rated average life	(h)	:	24,000
Warm up time	(min)	:	4
Restarting time	(min)	:	15 max.
Correlated colour temperature	(K)	:	2,100
CIE chromaticity	x	:	0.52
	y	:	0.42
Colour rendering index	(Ra)	:	25
Burning position		:	Any
Survival factor at 2,000h	(%)	:	100
4,000h	(%)	:	100
6,000h	(%)	:	100
8,000h	(%)	:	100
12,000h	(%)	:	99
16,000h	(%)	:	96
20,000h	(%)	:	83
Lumen Maintenance factor at 2,000h	(%)	:	96
4,000h	(%)	:	94
6,000h	(%)	:	92
8,000h	(%)	:	91
12,000h	(%)	:	90
16,000h	(%)	:	89
20,000h	(%)	:	87
Energy Efficiency Label		:	A++
Weighted Energy consumption (kWh/1000h)		:	1034

Lamp wattage (Nominal)

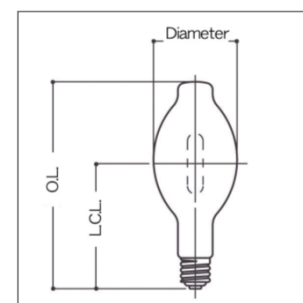
Lamp wattage (Nominal)	(W)	:	940
Lamp wattage (Rated)	(W)	:	940
Lamp voltage	(V)	:	145
Lamp current	(A)	:	7.50

BALLAST AND IGNITOR INFORMATION

Compatible ballast	:	IEC 60188 (MVL-1000W)
Ignitor	:	Not Required


PHYSICAL DESCRIPTION


Base designation	:	E40
Bulb designation	:	BT180 (180mm dia.)
Bulb material	:	Hard Glass
Bulb finish	:	Clear
Arc tube material	:	Alumina
Mercury(Hg) content	(mg)	: 16.8
Overall length	(mm)	: 395 max.
Light centre length (Nominal)	(mm)	: 222
Effective arc length (Nominal)	(mm)	: 137



LUMINAIRE DESIGN REQUIREMENTS

Bulb Temp. limit	(°C)	:	400
Base Temp. limit	(°C)	:	210
open / enclosed		:	Open fixture permissible

 **ENERG** Y IJA
IE IA
енергия · ενεργεια

 **IWASAKI** NH940LX

A⁺⁺

A⁺

A

B

C

D

E

1034 kWh/1000h