

Slimline Plus



Slimline plus

Stylish



Robust



Ease of installation

Affordable

For over 55 years, MK Electric has been a household name throughout the Asia Pacific region, trusted and respected, whilst offering high quality, safe and reliable wiring accessories.

The launch of the all new MK Slimline Plus range sees MK Electric continue with its core traditions of providing high quality, safe and reliable wiring accessories, with a focus on style and flexibility which will compliment any interior.

At MK Electric we continually strive to design products which suit the needs of specifiers and users, whilst considering the practical demands of installers.

The new MK Slimline Plus range offers a wide range of accessories, which are unobtrusive and practical. Manufactured using Polycarbonate, MK Slimline Plus comes with a high gloss finish that is both tough and durable. Quick and easy installation is a given, and multi-fixing points allow for angular movement that will easily accommodate improperly installed back boxes.

Installing MK Slimline Plus will also give you and your customers total peace of mind, with MK's unrivalled 12 year product warranty.

MK, designed for life.












- Stylish profile with surround of only 7mm thick
- Bring style and flexibility to interior decoration
- Choice of white or colour shrouds
- Six standard high quality metallic colours with the option for mix and match.



- Multi-Gang Surrounds give you a neater way of housing your switches and sockets
- Available in 2, 3 and 4 gang landscape surround



Mix & Match for Colour Choices

Colour Surrounds	Shroud	Product
  	 <p>SS4781 TTA Titanium shroud - 1 gang wide rocker</p>	 <p>S11W MBK + SS4781 TTA</p>
  		 <p>S11W TTA + SS4781 TTA</p>
<p><i>* Consult sales office for details.</i></p>		
<p>Surround Plates : S11 ABR / MBK / CHM / TTA / PRL / STB S11W ABR / MBK / CHM / TTA / PRL / STB</p>		<p>*Note : Order White Shrouds Eg. SS4781 WHI, SS2757 WHI</p> <p>*Note : Order Colour Shrouds Eg. SS4781 TTA (Titanium), SS2757 MBK (Black)</p>

SOCKET OUTLETS



S2757 WHI
1 gang 13A SP
switched socket outlet



S2747 WHI
2 gang 13A SP
switched socket outlet



S2657 WHI
1 gang 13A SP switched
socket outlet with neon



S2647 WHI
2 gang 13A SP switched
socket outlet with neon



S780 WHI
1 gang 13A unswitched
socket outlet



S781 WHI
2 gang 13A
unswitched socket outlet



S2493 WHI
1 gang 15A switched
socket outlet with neon



S2891 WHI
1 gang 5A SP switch
socket outlet



S2893 WHI
1 gang 15A
switched socket outlet



S772 WHI
1 gang 15A
unswitched socket outlet



S2757DP WHI
1 gang 13A DP
switched socket outlet



S2747DP WHI
2 gang 13A DP
switched socket outlet



S2657DP WHI
1 gang 13A DP
switched socket outlet
with neon



S2647DP WHI
2 gang 13A DP
switched socket outlet
with neon



S4151S2 WHI
1 gang 16A
schuko socket



S4151S2 WHI
2 gang 16A
schuko socket



S8155 WHI
1 gang 16A switched
2 pin universal socket



S4155 SA WHI
1 gang 16A
2 pin universal socket



S4156 SA WHI
2 gang 16A
2 pin universal socket



S2251 SA WHI
1 gang 15A
American socket



S2252 SA WHI
2 gang 15A
American socket



S2837 WHI
1 gang 16A
Unswitched International
Socket Outlet

STANDARD ROCKER SWITCHES - MODULAR

Modular switches allow for re-configuration to suit specific customers requirements.



S8870 WHI (1 way)
S8871 WHI (2 way)
S8879 WHI (Intermediate)
1 gang 10AX SP switch



S8872 W1 WHI (1 way)
S8872 WHI (2 way)
2 gang 10AX SP switch



S8873 W1 WHI (1 way)
S8873 WHI (2 way)
3 gang 10AX SP switch



S8874 W1 WHI (1 way)
S8874 WHI (2 way)
4 gang 10AX SP switch



S8875 W1 WHI (1 way)
S8875 WHI (2 way)
5 gang 10AX SP switch



S8878B WHI
1 gang 10A SP 1 way push switch with 'BELL' symbol



S8878P WHI
1 gang 10A SP 1 way push switch marked 'PRESS'



S8871N WHI
1 gang 10AX SP 2 way switch with neon



S8403 WHI
1 gang 20AX DP switch



S8404 WHI
2 gang 20AX DP switch



S8423 WHI
1 gang 20AX DP switch with neon



S8423 WH WHI
1 gang 20AX DP switch with neon marked 'WATER HEATER'



S8424 WHI
2 gang 20AX DP switch with neon



S8883P WHI
(Previously S8878P/AC/RGN WHI)
2 gang 10A 2 way SP push switch RED/GREEN with neon marked 'AIR CONDITIONER'



S8882P WHI
(Previously S8878P/AC/RG WHI)
2 gang 10A 2 way SP push switch RED/GREEN marked 'AIR CONDITIONER'

DIMMERS/ FAN SPEED CONTROLLER

*All dimmers designed for incandescent lamp & extra low voltage halogen lamp with ferromagnetic transformer.



S1512 WHI
600W 2 way



S1535 WHI
1000W 1 way



S8501 WHI
500VA 1 gang with 10AX 2 way plate switch



S8522 WHI
500VA 2 gang with 10AX 2 way plate switch



S8601 WHI
200VA fan speed controller

WIDE ROCKER SWITCHES



S4781 W1 WHI (1 way)
S4781 WHI (2 way)
S4785 (Intermediate)
 1 gang 10AX SP switch



S4781N W1 WHI (1 way)
S4781N WHI (2 way)
 1 gang 10AX SP switch with neon



S4782 W1 WHI (1 way)
S4782 WHI (2 way)
 2 gang 10AX SP switch



S4782N W1 WHI (1 way)
S4782N WHI (2 way)
 2 gang 10AX SP switch with neon



S4783 WHI
 3 gang 10AX SP
 2 way switch



S4783N WHI
 3 gang 10AX DP
 2 way switch with neon



S4778B WHI
 1 gang 10A 1 way push switch with 'BELL' symbol



S4787 WHI
 1 gang 20AX DP switch



S4787N WHI
 1 gang 20AX DP switch with neon



S4787N WH WHI
 1 gang 20AX DP switch with neon marked "Water Heater"



S4788 WHI
 2 gang 20AX DP switch



S4788N WHI
 2 gang 20AX DP switch with neon



S4771 WHI
 1 gang 20AX SP
 2 way switch with neon



S4725 WHI
 1 gang 20AX DP
 2 way switch with neon

VOICE/TV OUTLETS



S4817 WHI (4 wire)
 1 gang RJ11 American type



S4827 WHI (4 wire)
 2 gang RJ11 American type



S3520 WHI
 Single non-isolated



S3521 WHI
 Single isolated



S3522 WHI
 Double TV/FM isolated



S3527 WHI
 Cable Vision TV/FM socket (For Singapore market only)



S3553 WHI
 TV/FM & satellite (non-Isolated) triplexer socket



S3529 WHI
 Cable TV 'F' type connector



S3529S WHI
 Single cable TV 'F' type connector (EMC Compliance)



S5851 WHI
 Single non-Isolated TV socket - IEC socket (EMC Compliance)



S5852 WHI
 Double TV/FM (non-Isolated) diplexer socket (EMC Compliance)



S5853 WHI
 TV/FM & satellite (non-Isolated) triplexer socket (EMC Compliance)

STANDARD ROCKER SWITCHES - MONOBLOC



S4870 WHI (1 way)
S4871 WHI (2 way)
S4875 WHI (Intermediate)
1 gang 10AX SP switch



S4872 W1 WHI (1 way)
S4872 WHI (2 way)
2 gang 10AX SP switch



S4873 W1 WHI (1 way)
S4873 WHI (2 way)
3 gang 10AX SP switch



S4874 W1 WHI (1 way)
S4874 WHI (2 way)
4 gang 10AX SP switch



S8479 WHI
1 gang 20AX
intermediate switch



S8431 WHI
1 gang 20AX SP
2 way switch



S8432 WHI
2 gang 20AX SP
2 way switch



S8433 WHI
3 gang 20AX SP
2 way switch



S8434 WHI
4 gang 20AX SP
2 way switch



S5423 WHI
1 gang 20AX DP
1 way switch with neon



S5423 WH WHI
1 gang 20AX DP 1 way
switch with neon marked
'WATER HEATER'



S8425 WHI
1 gang 20AX DP
2 way switch with neon



S8471 WHI
1 gang 20AX SP
2 way switch with neon

CONNECTION UNITS



S1070 WHI
13A switched fused
connection unit with
front flex outlet & neon



S1072 WHI
13A switched fused
connection unit with
front flex outlet



S1090 WHI
25A front flex outlet with
3 terminal block, each of which
will accommodate up to 2nos.
of 4mm² conductors



S1091 WHI
13A unswitched fused
connection unit with front
flex outlet



S1092 WHI
13A unswitched fused
connection unit with
bottom flex outlet



S330 WHI
13A switched fused
connection unit with
bottom flex outlet



S370 WHI
13A switched fused
connection unit with
neon & bottom flex outlet



S377 WHI
13A unswitched fused
connection unit with
neon & bottom flex outlet

Slimline Plus

ARCHITRAVE SWITCHES



S8840 WHI
1 gang 1 way
10AX SP switch



S8841 WHI
1 gang 2 way
10AX SP switch



S8848B WHI
1 gang 10A SP
push switch with
'BELL' symbol



S8848P WHI
1 gang 10A SP push
switch marked 'PRESS'


DATA/VOICE OUTLETS



S5450 WHI
1 gang euro plate
- 1 module



S5451 WHI
1 gang euro plate
- 2 modules




SX5452
1 module blank plate
(For use with S5450 WHI/
S5451 WHI)



SX5453
1 module adaptor
(For use with S5450 WHI/
S5451 WHI)



SX5456
LJU 6C Adaptor
- 1 module



S170 WHI
LJU6C blank plate
- 1 module



S171 WHI
1 gang LJU6C
front plate - 1 module



S172 WHI
1 gang LJU6C
front plate - 2 module



S184 WHI
2 gang euro frontplate
- 4 module



S422 WHI
1 gang BT telephone socket
(master)



S427 WHI
1 gang BT telephone socket
(secondary)



S3540 WHI
3 pin telephone socket
marked with 'TELEPHONE'
symbol



S4810 WHI
10 way telephone connector



SX5454
RJ45 CAT 5e Jack



SX5455
RJ11 Jack



SX5458
RJ12 Jack



SX5457
RJ45 Cat 6 Jack



S192 WHI
1 gang grid 45 x 50
2 modules

HIGH CURRENT SWITCHES/ COOKER CONTROL UNITS/ SHAVER UNIT



S5105 WHI
32A DP switch with neon



S5061 WHI
Cooker connection unit 45A DP main switch & 13A SP switched socket with neons



S5045 WHI
45A Cooker connection unit with 3 terminal block, each of which will accommodate up to two nos. of 6mm² conductor



S5215 WHI
45A DP switch with neon



S701 WHI
Shaver supply unit, dual voltage 115/230V output 220-240V 50Hz input



S702 WHI
Shaver supply unit, dual voltage 115/230V output 240V 50Hz input (For Malaysia market only)



S706 WHI
Shaver supply unit, 115/230V output 127AC 50/60Hz input

HOTEL RANGE



S4324 WHI
Key card switch (220-240VAC 50Hz)



S4325 WHI
Key card switch (12VAC/12VDC 50Hz)



S4326 WHI
Key card switch (127 VAC 60Hz)



S4327 WHI
"Service" and "Do Not Disturb" switch with indicator 10AX 250VAC 50Hz



S4328 WHI
2 way Bell switch with Service indicator 10A 250VAC 50Hz



S4338 WHI
1 gang melody chime battery operated 4.5V

BLANK PLATES/ COVER CAP



S3827 WHI
1 gang blank plate



S3828 WHI
2 gang blank plates



S15 WHI
Connection unit cover cap to blank off the front flex outlet

Slimline Plus

WHITE FRONT PLATES/SURROUNDS



S8801 WHI
1 gang for 10A/10AX
switch module



S8802 WHI
2 gang for 10A/10AX
switch module



S8803 WHI
3 gang for 10A/10AX
switch module



S8804 WHI
4 gang for 10A/10AX
switch module



S8805 WHI
5 gang for 10A/10AX
switch module



S8822 WHI
2 gang including
earth terminal
(For 20AX, use switch
module SX8423)



S8824 WHI
4 gang including earth terminal
(For 20AX, use switch
module SX8423X, with max. 2 nos only)



S8810 WHI
1 gang architrave
front plate




S11D WHI
1 gang bottom fused
connection unit surround



S2H WHI
2 gang landscape
surround



S2H 45A WHI
2 gang landscape
surround



S2V WHI
2 gang portrait surround



S1A WHI
1 gang Architrave
surround

1 GANG COLOUR SURROUNDS



S11 WHI
1 gang standard surround
- White



S11W WHI
1 gang wide rocker
switch surround - White



S11D WHI
1 gang bottom fused
connection unit surround
- White

Also available in the following Colours



Champagne
CHM



Metallic
Black
MBK



Antique Bronze
ABR



Titanium
TTA



Satin Brass
STB



Pearl
PRL

2 GANGS COLOUR SURROUNDS



S2H WHI
2 gang landscape surround
- White

Also available in the following Colours



Champagne
CHM



Metallic
Black
MBK



Antique Bronze
ABR



Titanium
TTA



Satin Brass
STB



Pearl
PRL

WHITE MULTI-GANG SURROUNDS/ ACCESSORIES



S21H WHI
Landscape 2 x 1 gang surround



S21HW WHI
Landscape - Wide rocker, 2 x 1 gang
surround



S31H WHI
Landscape 3 x 1 gang surround



S31HW WHI
Landscape - Wide rocker, 3 x 1 gang surround



S41H WHI
Landscape 4 x 1 gang surround



S11A 12HA 11 WHI
Landscape 1 x 1 gang 2 x 2 gang 1 x 1 gang surround



S21A 12H WHI
Landscape 2 x 1 gang 1 x 2 gang surround



SS10 WHI
Shroud coupler to join
products for
multi-gang surrounds



SS20 WHI
20mm DIA spacer
to align boxes for
multi-gang surrounds



SS25 WHI
25mm DIA spacer
to align boxes for
multi-gang surrounds



Multi-gang surrounds and accessories allow quick and easy installation of customer specific product combination. The landscape surrounds are available in 2,3 and 4 gang formats.

Slimline Plus

MODULES



SX8501 WHI
500VA dimmer
module



SX8878B WHI
10A SP 1 way push
switch
module marked 'BELL' symbol



SX8878P WHI
10A SP 1 way push
switch
module



SX8870 WHI (1 way)
SX8871 WHI (2 way)
10AX SP switch module



SX8879 WHI
10AX intermediate switch
module (For use with 1 gang
/2 gang frontplate only)



SX8423 WHI
20AX DP switch module with
North/South terminal
(For use with S8822
frontplate only)



SX8423X WHI
20AX DP switch module with
East/West terminal
(For use with S8824
frontplate only)



SX8888P WHI
10A SP 2 way push
switch module



SX8400 RED
Neon module with cable lead



SX8800 WHI
Blank module

BOXES



31019 WHI
1 gang surface box;
depth : 32mm



31029 WHI
2 gang surface box;
depth : 32mm



SS30 WHI
1 gang flush box;
depth : 35mm



SS30 BLK
1 gang flush box;
depth : 35mm



861 ZIC : depth 25mm
866 ZIC : depth 35mm
877 ZIC : depth 46mm
1 gang flush box



862 ZIC : depth 25mm
886 ZIC : depth 35mm
878 ZIC : depth 46mm
2 gang flush box

BOXES



SS40 WHI
2 gang flush box;
depth : 35mm



SS40 BLK
2 gang flush box;
depth : 35mm



G2154 WHI
1 gang architrave box



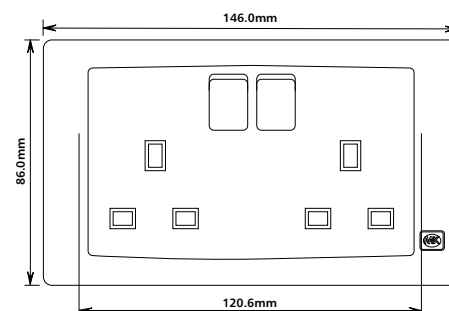
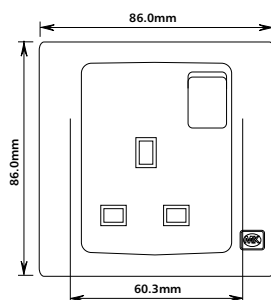
3921 ZIC
1 gang architrave flush box

CONFORM TO INTERNATIONAL STANDARDS

The products are manufactured in an ISO 9002 environment and comply to British/IEC, Malaysia and Singapore standards.

	British Standard/IEC	Malaysia Standard	Singapore Standard
10A/AX Light Switches (10AX switch rating means no need to derate its current rating when connected to fluorescent lamps or inductive loads)	IEC/BSEN 60669	MS 616	SS 227
20AX DP Switches	IEC/BSEN 60669	MS 616	SS 227
13A Socket Outlets	BS 1363	MS 589	SS 145
15A Socket Outlets	BS 546	-	SS 472
Fused Connection Units	BS 1363	-	SS 403
Shaver Unit	IEC/BSEN 61558	-	-
25A/45A Connection Unit	BS 5733	-	SS 241
DATA Communication Outlets	BS 5733	-	SS 241
16A Universal Socket Outlet	BS 5733	-	SS 241
16A Schuko Socket Outlet	IEC 60884	-	-
45A DP Switch	BSEN 60669	-	-
45A DP Cooker Connection Unit with 13A Switched Socket	BS 4177	-	-
32A DP Switch	IEC/BSEN 60669	MS 616	SS 227
Dimmer/Fan Speed Controller	IEC 60669	MS 616	SS 227
Flush Boxes	BS 4662 IEC 60670	-	-
Coupler & Spacer	BS 5733		SS 241

DIMENSIONS





MK ELECTRIC

MK Electric (Singapore) Pte Ltd
8 Pandan Crescent, UE Tech Park, #01-06 (LL4),
Singapore 128464

Telephone : (65) 6461 6333

Facsimile : (65) 6461 6336 / (65) 6461 6338

Website : www.mkelectric.com.sg



Friedland 