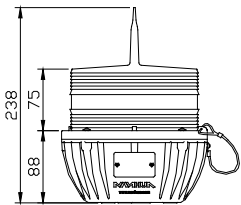
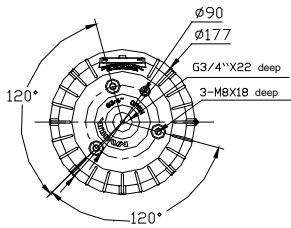


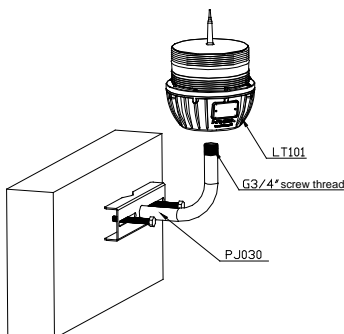
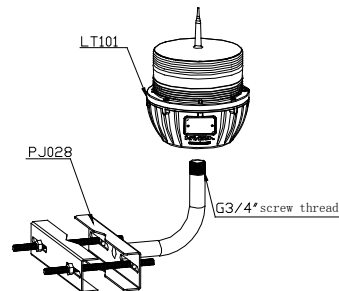
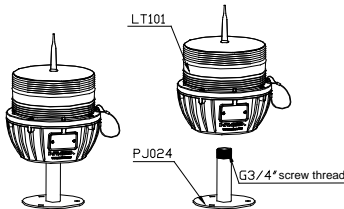
CE Patent No.2011 3 0266331.7



Installation (unit:mm)



Installation Style



Application

LT101 Solar Aviation Warning Light for Masts & Tower obstacles(Telecommunication, GSM, Radio & TV), tall cranes, chimney, tall buildings, sport stadiums, Light pylons, high voltage towers, wind generation and any other potentially hazardous obstructions to air traffic.

Main functions and features


- Based on LED technology.
- Base material-Die casting aluminum LM6, housing with polycarbonate with UV resistance and bird spike.
- Built-in photocell
- Steel wire is used to connect base to housing against falling in operation.
- Built in NiMH battery, ease for replacement.
- No RF-radiations, EMC Compliant
- Shockproof and corrosion resistance
- Extremely Reliable-Major Maintenance cost saving.

Specification

International standard	ICAO(Aerodromes Annex 14)low intensity light TYPE-A		
Light source	LED	Light color	Red, (Amber, Green, Blue, White Optional)
Horizontal Divergence	360°	Vertical Divergence	≥10°
Flash settings	60time/min (other type can be customized)		
Intensity	>10cd	Life time	≥100.000h
Solar Battery power consumption	1.8W	Battery Capacity	3.6V/8AH(Maintenance-free)NiMH
Continuous operation in rainy time	20 days		
Battery protection way	Bottom dormancy switch(see notice)		
Ambient temperature	-30°C~+70°C	IP Protection	IP65
Humidity	10%~95%	Material	Base : Aluminum Housing : PC
Weight	2.3kg		

Installation and Operation

- Mount the solar light in the most suitable place such as under direct sunlight, to ensure its continuous operation.
- Screw the lamp on the G3/4" threaded pipe, which should be fixed on a smooth surface with enough mechanical strength(see mounting drawing).
- When first operation, if the solar does not light up in dark places, please put the light under direct sunlight for approx. 12hrs.
- Please keep the light in a very dry and low temperature place, such as places with low humidity if do not use the light for a long time. Put the light under direct sunlight for three days every 40 days, to ensure the battery capacity.
- Built in NiMH battery, after being used 450 times(15 months), the battery capacity is approx. 80% of previous capacities, at this moment, please replace the battery in time.

Basement switch**Application****Notice:**

- The part of material of products is PC(like lamp cover and lamp shell), so it cannot direct or indirect touch the organic solvent, such as industrial alcohol, banana oil, isopropyl alcohol, carbon tetrachloride, cyclohexanone and so on, otherwise, the product will be corroision.
- Please read the instruction manual carefully before operation.
- For protection of batteries during transport and storage, lights bottom installed sleep switch, and is set to sleep mode, please check whether the lamp is in normal working condition before installation or testing, turn on the switch according to the instruction.
- the bottom of the switch control: Press 3 to 5 seconds, the light starts to sleep (stopped working); Press 1 to 2 seconds, the lights began to work); testing and operation of switches in the dark environments, or covered with black shade cloth in order to operate correctly.
- Any question in operation please contact our company.