

洗墙灯-F620A系列

LED Wall Washer-F620A Series



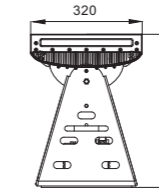
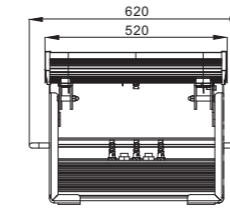
SP-F620A-108P



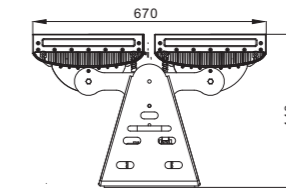
SP-F620A-216P

物理 & 安装尺寸

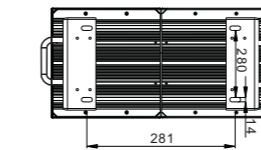
Physical & Installation Dimensions



SP-F620A-108P

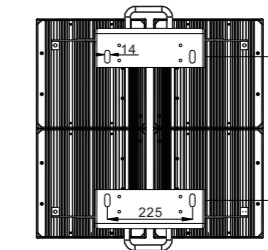


SP-F620A-216P



安装尺寸/Installation Dimensions

SP-F620A-108P单位/Unit : mm



安装尺寸/Installation Dimensions

SP-F620A-216P单位/Unit : mm

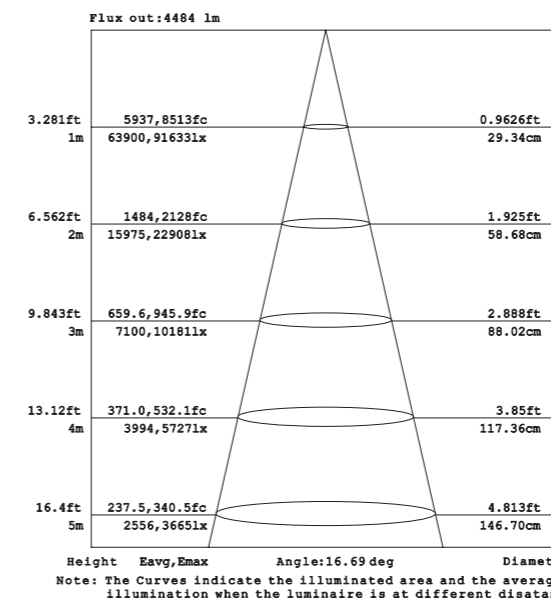
产品特点 Features

- * 结构性防水
 - * 采用国际标准DMX512信号控制
 - * 采用防水等级IP68的接头
 - * 可拆卸支架，安装方便
 - * 透镜角度选择多样化
 - * 该灯使用大功率3W灯珠，采用高效的热传导，确保灯珠使用寿命
- * Tight waterproof structure
 - * International standard DMX 512 control
 - * IP68 waterproof connectors
 - * Detachable bracket for easy installation
 - * Optional on Optic LENSs
 - * The light use high-power 3 w light bead, adopts the high Effect of heat conduction, to ensure the service life of the lamp bead

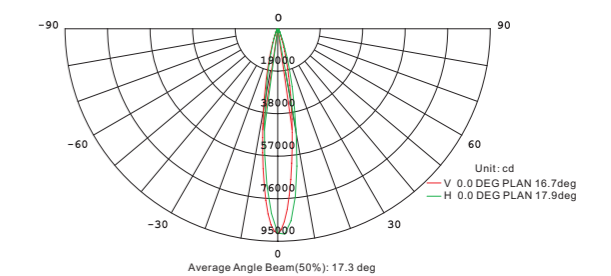
标配型号 & 技术参数 Model Info & Specifications

型号/Model	SP-F620A-108P	SP-F620A-216P
尺寸 /Size	L320xW620xH360mm	L670xW620xH440mm
材质 /Main body	挤型铝6063+不锈钢/Extruded Al.6063+SUS	挤型铝6063+不锈钢/Extruded Al.6063+SUS
重量 /Weight	25.5kgs±5%	42.5kgs±5%
灯珠数 /LED Quantity	108x2W	216x2W
灯珠颜色 /Color	RGB全彩或单色 /RGB or Steady Color	RGB全彩或单色 /RGB or Steady Color
输入电压 /Input Volt	100V-240V AC	100V-240V AC
最大功率 /Power(Max.)	250W	500W
透镜角度 /LENS	15° /30° /45°	15° /30° /45°
控制方式 /Control Mode	常亮或DMX /Steady or DMX	常亮或DMX /Steady or DMX

照度图 Illuminance At A Distance



光强分布曲线 Distribution Curve



LWW-8-216P Beam Angle: 15°

