


# ECOLite (Ballet)


- Porcelain-white body with patented ballet design
- Compact body size without sacrificing efficiency, successfully reduces shipping cost
- Extra energy-saving of 5% compared with standard T bulb products
- Low ripple constant current IC driver design ensures flicker free, provides a comfortable and healthy lighting environment
- LED provided by Samsung ensures stable light output at high power



4050lm  
38W




LED  
38W




CFL  
65W


CRI >80




E27




RISK 0




3000K  
4000K  
6500K




50/60Hz




25000hrs









IP20



-20°C-40°C



Flicker free

Updated to EN/IEC 61000-3-2:2019

## Ecolite (Ballet) Series LED T Bulb



Item Number	Watts(W)	Voltage(V)	P.F.	Luminous Flux(lm)
HT/ECOBL/0/3/0	18W	100-240/220-240	0.5	1620lm (3000K) 1800lm (4000K/6500K)

Dimension: E27(Φ)70mmx108.3mm / B22(Φ)70mmx106.3mm



Item Number	Watts(W)	Voltage(V)	P.F.	Luminous Flux(lm)
HT/ECOBL/0/3/0	28W	100-240/220-240	0.5/0.9	2700lm (3000K) 3000lm (4000K/6500K)

Dimension: E27(Φ)100mmx153mm / B22(Φ)100mmx151mm



Item Number	Watts(W)	Voltage(V)	P.F.	Luminous Flux(lm)
HT/ECOBL/0/3/0	38W	100-240/220-240	0.5/0.9	3645lm (3000K) 4050lm (4000K/6500K)

Dimension: E27(Φ)115mmx166.1mm / B22(Φ)115mmx164.1mm



Item Number	Watts(W)	Voltage(V)	P.F.	Luminous Flux(lm)
HT/ECOBL/0/3/0	45W	220-240	0.9	4500lm (3000K) 5000lm (4000K/6500K)

Dimension: E27(Φ)135mmx188.9mm / B22(Φ)135mmx186.9mm



Item Number	Watts(W)	Voltage(V)	P.F.	Luminous Flux(lm)
HT/ECOBL/0/3/0	47W	100-240/220-240	0.5	4050lm (3000K) 4500lm (4000K/6500K)

Dimension: E27(Φ)135mmx188.9mm / B22(Φ)135mmx186.9mm

\*Not available for CE Market