

## EUP15A-1HMC-1 (Product No.:103100272101)

### Summary

EUP15A-1HMC-1 is a constant current output mode LED driver. The output current can be easily set via DIP switch, and the driver can be adjusted by the external 0/1-10VDC active signal, PWM signal, or adjustable resistance to achieve the smooth dimming effect.



### Product Features

- Single channel output, output current level selectable by DIP S.W.
- Support 3-in-1 dimming mode(0/1-10V active signal, adjustable resistance, PWM)
- High input voltage of 220VAC ~ 240VAC
- High efficiency up to 85%
- Built-in active PFC function
- 100% output when no dimming signal input, can be used as normal power supply
- Dimming effect smooth, no flicker
- Protections: Short circuit, over load
- Suitable for indoor LED lighting application, such as down light, spot light, and so on



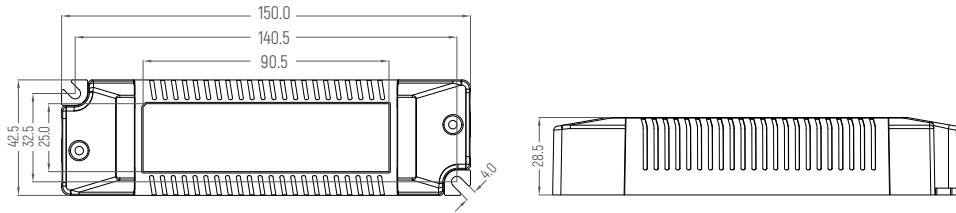
### Application



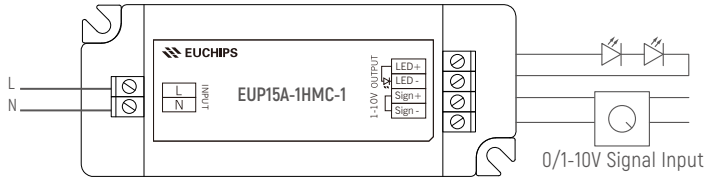
### Technical Parameters

Model	EUP15A-1HMC-1																					
Input	Efficiency	85%@230VAC, Full load																				
	Voltage	220VAC-240VAC																				
	Frequency Range(Hz)	50/60Hz																				
	Power Factor	≥0.95@230VAC, Full load																				
	THD(full load)	<10%@230VAC, Full load																				
	AC Current(max)	0.08Amax@230VAC																				
	Inrush Current(max)	Cold start, 18A(twidth=14us measured at 50% Ipeak)@230VAC																				
Output	Current(mA)/Voltage (VDC) Power(W)	350mA/9-40VDC/14W    400mA/9-37VDC/14.8W 450mA/9-33VDC/14.85W    500mA/9-30VDC/15W																				
	Ripple Current	<3%																				
	Channel	1																				
	Current Tolerance	±5%																				
	Standby Power	<1W																				
	No load output voltage	50V Max																				
	<b>Current Selection Table</b>																					
<table border="1" style="margin-left: auto; margin-right: auto;"> <tr> <td><input type="checkbox"/></td> <td><input type="checkbox"/></td> <td><input checked="" type="checkbox"/></td> <td><input type="checkbox"/></td> <td><input type="checkbox"/></td> <td><input type="checkbox"/></td> <td><input type="checkbox"/></td> </tr> <tr> <td>ON</td> <td>OFF</td> <td>350mA</td> <td>400mA</td> <td>450mA</td> <td>500mA</td> <td></td> </tr> <tr> <td></td> <td></td> <td>9-40V</td> <td>9-37V</td> <td>9-33V</td> <td>9-30V</td> <td></td> </tr> </table> <p>Remark: Function default setting is: 350mA (@switch are all OFF state)</p>		<input type="checkbox"/>	<input type="checkbox"/>	<input checked="" type="checkbox"/>	<input type="checkbox"/>	<input type="checkbox"/>	<input type="checkbox"/>	<input type="checkbox"/>	ON	OFF	350mA	400mA	450mA	500mA				9-40V	9-37V	9-33V	9-30V	
<input type="checkbox"/>	<input type="checkbox"/>	<input checked="" type="checkbox"/>	<input type="checkbox"/>	<input type="checkbox"/>	<input type="checkbox"/>	<input type="checkbox"/>																
ON	OFF	350mA	400mA	450mA	500mA																	
		9-40V	9-37V	9-33V	9-30V																	
Function	Dimming Type	0/1-10V active signal, adjustable resistance, PWM																				
	Dimming Range	0.1%-100% Dimming to off																				
Protection	Short Circuit	after fault removed Close output ,the output current recovers automatically																				
	Over Load	When the output voltage is exceeded, the output current decreases and, recovers automatically when the load is reduced.																				
Safety& EMC	Surge	L-N:500V																				
	Withstand Voltage	I/P-O/P: 3000VAC/1min/5mA																				
	Safety Standards	EN61347, GB19510																				
	EMC Emission	EN55015, EN61000-3-2																				
	EMC Immunity	EN61000-4-2, 3, 4, 5, 6, 8, 11; EN61547																				
Others	Working Temp.	-20°C~50°C																				
	Storage Temp., Humidity	-40°C~85°C, 20-90%RH																				
	tc	90°C																				
	Material	PC																				
	IP Rating	IP20																				
	Lifetime	30,000h@tc:80°C																				
	Warranty Condition	3 years																				
	Switch Cycle	>15,000 times																				
	Packing(weight)	Net weight: 125g±5%/PCS; 50PCS/ Carton; 6.75kg±5%/Carton; Carton Size: 319*254*136mm(L*W*H)																				
	Dimension	150*43*29mm (L*W*H)																				

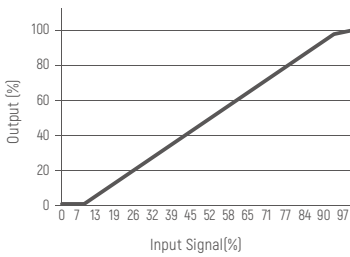
## Dimension(mm)



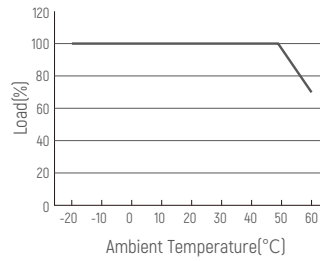
## 0/1-10V Wiring



## Dimming Curve



## Derating Curve



## Cautions

- 1.This product should be installed by qualified personnel.
- 2.This product is non waterproof, need to avoid sun and rain.In case of outdoor use, please ensure it is mounted in a water proof enclosure.
- 3.Good heat dissipation conditions extend product life. Please install the product in a well-ventilated environment.
- 4.Please make sure LED power supply output voltage, current is used to meet the product requirements.
- 5.Please ensure that adequate sized cable is used from the controller to the LED lights to carry the current. Please also ensure that the cable is secured tightly in the connector.
- 6.Due to safety concerns, PVC or rubber cord of 0.75- 1.5mm<sup>2</sup> is recommended for input and output terminal(s)(excluding signal terminals). Flat power cord is not suitable.Ensure all wire connections and polarities are correct before applying power to avoid any damages to the LED lights.
- 7.In case of malfunction, do not repair it yourself.

※ The contents of this manual are updated without prior notice. If the function of the product you are using is inconsistent with the instructions, the function of the product shall prevail.Please contact us if you have any questions .

## EUP15A-1HMC-1 (产品代码:103100272101)

### 概述

EUP15A-1HMC-1是一款可以提供350/400/450/500mA 4档电流的LED驱动器。输出电流可以通过DIP拨码开关简易设置，可以通过外部0/1-10V有源信号，可调电阻，PWM信号实现平滑调光；当不接外信号时，可作为常规电源使用。

### 产品特点

- 单通道恒流输出，多级电流可选
- 支持三合一调光（0/1-10V有源信号，可调电阻，PWM信号）
- 高电压输入：220VAC ~ 240VAC
- 效率高达 85%
- 内建主动式PFC功能
- 信号悬空时，满载输出，可作为电源使用
- 过载保护，短路保护
- 适用于LED室内灯具,比如筒灯,射灯、面板灯等



### 应用



筒灯



面板灯



射灯



吸顶灯



装饰灯



落地灯



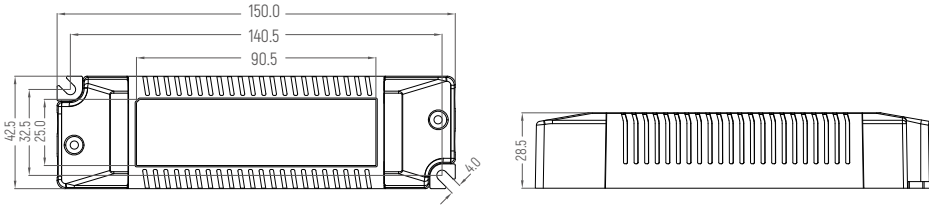
投光灯



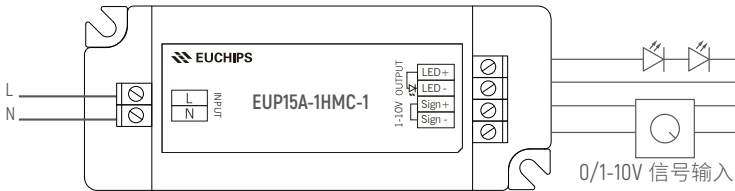
### 技术参数

型号	EUP15A-1HMC-1																						
输入	效率	85%@230VAC, 满载																					
	电压	220VAC-240VAC																					
	频率	50/60Hz																					
	功率因素	≥0.95@230VAC, 满载																					
	THD	<10%@230VAC, 满载																					
	电流	0.08Amax@230VAC																					
	浪涌电流	冷启动,18A(在 50%Ipeak下测twidth=14us)@230VAC																					
输出	电流/电压/功率	350mA/9-40VDC/14W    400mA/9-37VDC/14.8W 450mA/9-33VDC/14.85W    500mA/9-30VDC/15W																					
	波纹电流	<3%																					
	通道	1																					
	电流公差	±5%																					
	待机功耗	<1W																					
	空载输出电压	50V Max																					
<table border="1"> <caption>电流选择表</caption> <tr> <td colspan="2"></td> <td>1</td> <td>2</td> <td></td> <td></td> <td></td> </tr> <tr> <td>ON</td> <td>OFF</td> <td>350mA</td> <td>400mA</td> <td>450mA</td> <td>500mA</td> <td></td> </tr> <tr> <td colspan="2"></td> <td>9-40V</td> <td>9-37V</td> <td>9-33V</td> <td>9-30V</td> <td></td> </tr> </table> <p>备注：出厂默认设置电流为350mA(12在OFF状态)</p>					1	2				ON	OFF	350mA	400mA	450mA	500mA				9-40V	9-37V	9-33V	9-30V	
		1	2																				
ON	OFF	350mA	400mA	450mA	500mA																		
		9-40V	9-37V	9-33V	9-30V																		
功能	调光方式	0/1-10V有源信号，可调电阻，PWM信号																					
	调光范围	0.1%-100% 变暗直至关闭																					
保护	短路	关闭输出，排除故障后自恢复																					
	过载	当超过输出电压时，输出电流减小，当负载降低时自动恢复																					
安全 & 电磁兼容	浪涌	L-N:500V																					
	耐压标准	I/P-O/P: 3000VAC/1min/5mA																					
	安全标准	EN61347, GB19510																					
	电磁兼容	EN55015, EN61000-3-2																					
	EMC抗扰度	EN61000-4-2, 3, 4, 5, 6, 8, 11; EN61547																					
其它	工作温度	-20°C~50°C																					
	储存温度、湿度	-40°C~85°C, 20-90%RH																					
	tc	90°C																					
	材质	PC																					
	防水等级	IP20																					
	寿命	30,000小时@tc:80°C																					
	质保	3年																					
	开关周期	>15,000次																					
	包装尺寸(重量)	净重: 125g±5%/PCS; 50PCS/Carton; 6.75kg±5%/箱; 外箱尺寸: 333*268*150cm(长*宽*高)																					
	尺寸	150*43*29mm (长*宽*高)																					

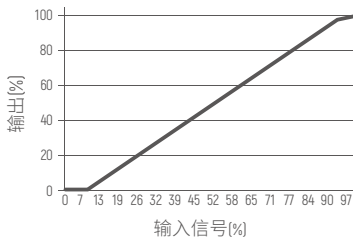
## 尺寸(mm)



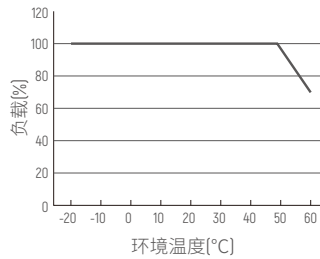
## 接线图



## 调光曲线



## 降额曲线



## 注意事项:

- 1、本产品请由具有专业资格的人员进行调试安装。
- 2、本产品不能防水，需避免日晒雨淋，如安装在户外，请用防水箱。
- 3、良好的散热条件会延长产品的使用寿命，请把产品安装在通风良好的环境。
- 4、请检查使用的LED电源输出电压电流，是否符合产品要求。
- 5、出于安全考虑，推荐输入和输出（信号端除外）用0.75-1.5mm<sup>2</sup> PVC或橡胶线缆，并确保接线牢固，以免电线过热或接触不良触发事故。扁平电源线不适用。
- 6、通电调试前，应确保所有接线正确，以避免因接线错误而导致灯具损坏。
- 7、如果发生故障，请勿私自维修；如果有疑问，请联系供应商。