

EUP12D-2HMC-0 (Product No.:102101100101)

Summary

EUP12D-2HMC-0 is a 12W AC/DC constant current mode output LED driver featuring the multiple levels selectable by DIP switch and complies with DALI standard protocol IEC 62386-209. EUP12D-2HMC-0 can be connected to DALI main controller or Touch DIM to achieve a smooth dimming effect.



Flicker free Tunable White(DT8)

Product Features

- Two channel output, output current level selectable by DIP S.W.
- Meet DALI Protocol IEC 62386-209
- Support Touch-DIM function
- High efficiency up to 83 %
- Built-in active PFC function
- Dimming effect smooth, no flicker
- Protections: Short circuit, over load, over temperature
- Suitable for indoor LED lighting application, such as down light, panel light, and so on



Application

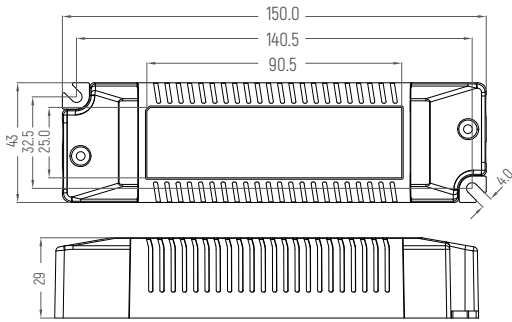


Technical Parameters

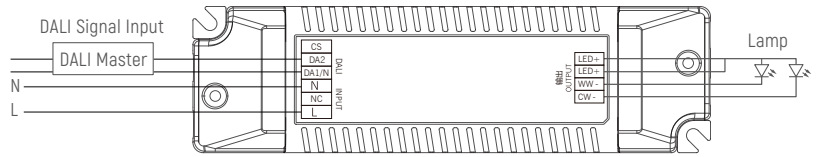
Model	EUP12D-2HMC-0																																													
Input	Efficiency	>83%@230VAC,Full load																																												
	Voltage	220VAC-240VAC																																												
	Frequency Range(Hz)	50/60Hz																																												
	Power Factor	≥0.95@230VAC,Full load																																												
	THD(full load)	<10%@230VAC, Full load																																												
	AC Current(max)	0.06Amax@230VAC																																												
	Standby power	<0.5W																																												
	Inrush Current(max)	Cold start,15A(twidth=14us measured at 50% Ipeak)@230VAC																																												
Output	Current(mA)/Voltage (VDC)	*120mA/9-42VDC/5.04W *150mA/9-42VDC/6.3W *180mA/9-42VDC/7.56W *200mA/9-42VDC/8.4W																																												
	Power(W)	240mA/9-42VDC/10.1W 270mA/9-42VDC/11.34W 300mA/9-40VDC/12W 350mA/9-34VDC/11.9W																																												
	Ripple Current	<3%																																												
	Channel	2																																												
	Current Tolerance	±5%																																												
	No load output voltage	60V Max																																												
	Turn on delay Time	<1s, at230Vac																																												
<table border="1"> <thead> <tr> <th colspan="11">Current Selection Table</th> </tr> <tr> <th>ON</th> <th>OFF</th> <th>1</th> <th>2</th> <th>3</th> <th>4</th> <th>5</th> <th>6</th> <th>7</th> <th>8</th> <th>9</th> </tr> </thead> <tbody> <tr> <td></td> <td></td> <td>120mA</td> <td>150mA</td> <td>180mA</td> <td>200mA</td> <td>240mA</td> <td>270mA</td> <td>300mA</td> <td>350mA</td> <td></td> </tr> <tr> <td></td> <td></td> <td>9-42V</td> <td>9-42V</td> <td>9-42V</td> <td>9-42V</td> <td>9-42V</td> <td>9-42V</td> <td>9-40V</td> <td>9-34V</td> <td></td> </tr> </tbody> </table> <p>Remark: Function default setting is: 120mA (@switch are all OFF state)</p>			Current Selection Table											ON	OFF	1	2	3	4	5	6	7	8	9			120mA	150mA	180mA	200mA	240mA	270mA	300mA	350mA				9-42V	9-42V	9-42V	9-42V	9-42V	9-42V	9-40V	9-34V	
Current Selection Table																																														
ON	OFF	1	2	3	4	5	6	7	8	9																																				
		120mA	150mA	180mA	200mA	240mA	270mA	300mA	350mA																																					
		9-42V	9-42V	9-42V	9-42V	9-42V	9-42V	9-40V	9-34V																																					
Function	Dimming Type	DALI /Touch DIM																																												
	Dimming Range	5%-100% Dimming to off																																												
	color temperature	3000K-6000K																																												
Protection	Short Circuit	Close output, recovers automatically after fault removed																																												
	Over Load	When the output voltage is exceeded, the output current decreases and, recovers automatically when the load is reduced.																																												
	over Voltage	Close output, recovers automatically after fault removed																																												
Safety& EMC	Surge	L-N:1KV																																												
	Withstand Voltage	I/P-O/P: 3000VAC/1min/5mA																																												
	DALI Standard	IEC 62386-101: 2014, IEC 62386-102: 2014; IEC 62386-209: 2009, DALI 1.0																																												
	Safety Standards	IEC/EN61347-1,IEC/EN61347-2-13,GB19510.1,GB19510.14,																																												
	EMC Eission	EN50515,EN61000-3-2 Class C,IEC61000-3-3,GB/T17743																																												
	EMC Immunity	EN61000-4-2,3,4,5,6,8,11 EN61547,GB17625.1																																												
Others	Working Temp.	-20°C -50°C																																												
	Storage Temp., Humidity	-40°C -85°C, 20-90%RH																																												
	tc	80°C																																												
	Material	PC																																												
	IP Rating	IP20																																												
	Lifetime	50,000h@tc:70°C																																												
	Warranty Condition	5 Years																																												
	Switch Cycle	>25,000 times																																												
	Packing(weight)	Net weight: 125g±5%/PCS; 50PCS/Carton; 6.65kg±5%/Carton; Carton Size: 319*254*136mm(L*W*H)																																												
	Dimension	150*43*29mm (L*W*H)																																												

*Current Tolerance: 120mA ±8%, 150mA ±8%, 180mA ±7%, 200mA ±7%

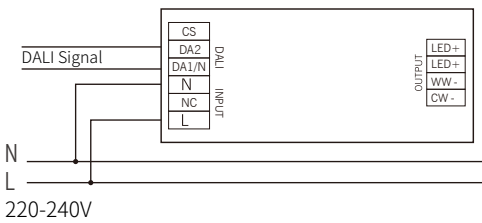
Dimension(mm)



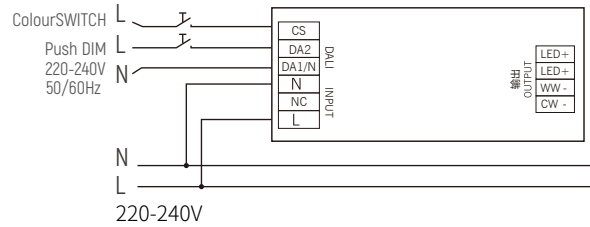
DALI Wiring



DALI Diagram



Push DIM(Touch DIM) Diagram

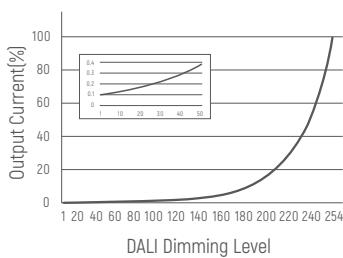


Remark: Only use open push button without indicator light. Maximum cable length between each Unit: 20 meters.

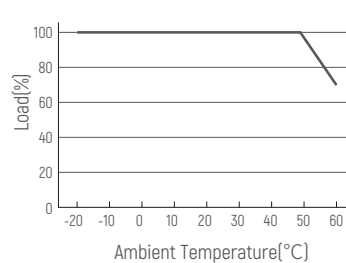
Push DIM/Coloer Switch

1. Press and hold the push DIM switch for 8s or more to enter the push dimming mode.
2. Press the push DIM switch briefly to turn on or off the lamp and return to the last memory state.
3. Press and hold the push DIM switch for dimming, stop at the current brightness when releasing, and adjust in the opposite direction every time, with the dimming range of 5% - 100%
4. Double click the push DIM switch to turn on the lamp to the brightest and cool light (this function is also used to adjust the consistency of multiple power supplies in the same circuit)
5. Colour switch is valid only after entering push DIM mode.
6. Press colour SWITCH briefly to set the color temperature mode, with 9 values between 2,700 and 6,500K.
7. Long press Colour SWITCH can continuously adjust the color temperature. Every long press, the color temperature will be adjusted in the opposite direction, with the color temperature range of 2700-6500K.
8. Double click colour switch, turn on the lamp to the brightest, cold light (this function is also used to adjust the consistency of multiple power supplies in the same circuit)

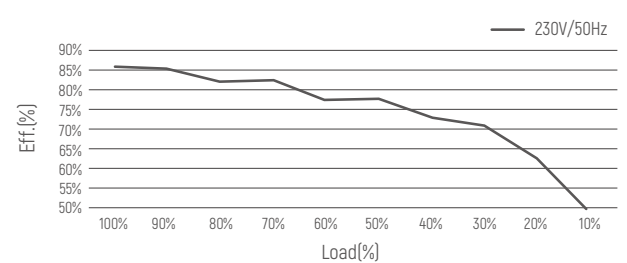
Dimming Curve



Derating Curve



Efficiency Curve



Cautions

1. This product should be installed by qualified personnel.
2. This product is non waterproof, need to avoid sun and rain. In case of outdoor use, please ensure it is mounted in a water proof enclosure.
3. Good heat dissipation conditions extend product life. Please install the product in a well-ventilated environment.
4. Please make sure LED power supply output voltage, current is used to meet the product requirements.
5. Please ensure that adequate sized cable is used from the controller to the LED lights to carry the current. Please also ensure that the cable is secured tightly in the connector.
6. Due to safety concerns, PVC or rubber cord of 0.75- 1.5mm² is recommended for input and output terminal(s)(excluding signal terminals). Flat power cord is not suitable. Ensure all wire connections and polarities are correct before applying power to avoid any damages to the LED lights.
7. In case of malfunction, do not repair it yourself.

※ The contents of this manual are updated without prior notice. If the function of the product you are using is inconsistent with the instructions, the function of the product shall prevail. Please contact us if you have any questions.

EUP12D-2HMC-0 (产品代码:102101100101)

概述

EUP12D-2HMC-0 是一款可以提供120/150/180/200/240/270/300/350mA 8档电流的LED驱动器。
输出电流可以通过DIP拨码开关简易设置,用DALI主控/Touch DIM开关调光,曲线平滑、无闪烁。



无频闪 调光调色(DT8)

产品特点

- 双道恒流输出, 多级电流可选
- 遵循DALI协议标准 IEC62386-209
- 支持Touch-DIM功能
- 高电压输入: 220VAC - 240VAC
- 效率高达 83%
- 内建主动式PFC功能
- 短路保护, 过载保护, 过温保护
- 适用于LED室内灯具,比如筒灯, 面板灯等



应用



技术参数

型号	EUP12D-2HMC-0				
输入	效率	>83%@230VAC, 满载			
	电压	220VAC-240VAC			
	频率	50/60Hz			
	功率因素	≥0.95@230VAC, 满载			
	THD	<10%@230VAC, 满载			
	电流	0.06Amax@230VAC			
	待机功耗	<0.5W			
	浪涌电流	冷启动,15A(在 50%Ipeak 下测twidth=14us)@230VAC			
输出	电流/电压/功率	*120mA/9-42VDC/5.04W 240mA/9-42VDC/10.1W	*150mA/9-42VDC/6.3W 270mA/9-42VDC/11.34W	*180mA/9-42VDC/7.56W 300mA/9-40VDC/12W	*200mA/9-42VDC/8.4W 350mA/9-34VDC/11.9W
	波纹电流	<3%			
	通道	2			
	电流精度	±5%			
	空载输出电压	60V Max			
	启动延时	<1s, at230Vac			
功能	调光方式	DALI/Touch DIM			
	调光范围	5%-100% 变暗直至关闭			
	色温值	3000K-6000K			
保护	短路	关闭输出, 排除故障后自恢复			
	过载	打嗝, 移除故障后自恢复			
	过压	打嗝, 移除故障后自恢复			
安全 & 电磁兼容	浪涌	L-N:1KV			
	耐压标准	I/P-O/P: 3000VAC/1min/5mA			
	DALI标准	IEC 62386-101: 2014, IEC 62386-102: 2014; IEC 62386-207: 2009, DALI 1.0			
	安全标准	IEC/EN61347-1,IEC/EN61347-2-13,GB19510.1,GB19510.14,			
	电磁兼容	EN50515,EN61000-3-2 Class C,IEC61000-3-3,GB/T17743			
其它	EMC抗扰度	EN61000-4-2,3,4,5,6,8,11 EN61547,GB17625.1			
	工作温度	-20°C -50°C			
	储存温度、湿度	-40°C -85°C, 20-90%RH			
	tc	80°C			
	材质	PC			
	防水等级	IP20			
	寿命	50,000小时@tc:70°C			
	质保	5年			
	开关周期	>25,000次			
	包装尺寸(重量)	净重: 125g±5%/PCS; 50PCS/ Carton; 6.65kg±5%/箱; 外箱尺寸: 319*254*136cm(长*宽*高)			
尺寸	150*43*29mm (长*宽*高)				

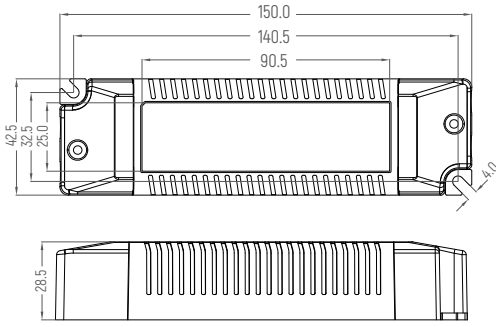
电流选择表

ON	OFF	1	2	3	4	5	6	7	8	9	10	11	12
		120mA	150mA	180mA	200mA	240mA	270mA	300mA	350mA				
		9-42V	9-42V	9-42V	9-42V	9-42V	9-42V	9-40V	9-34V				

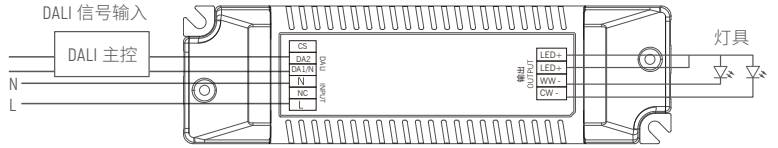
备注: 出厂默认设置电流为120mA(12在OFF状态)

*电流精度: 120mA ±8%, 150mA ±8%, 180mA ±7%, 200mA ±7%

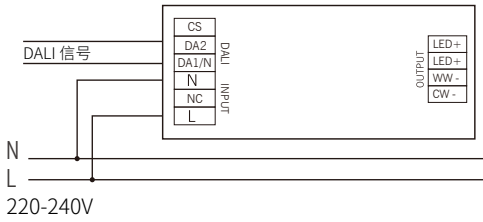
尺寸(mm)



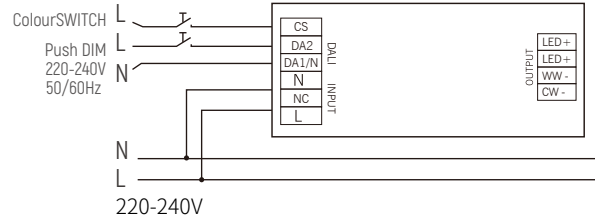
接线图



DALI应用图



Push DIM (Touch DIM)应用图

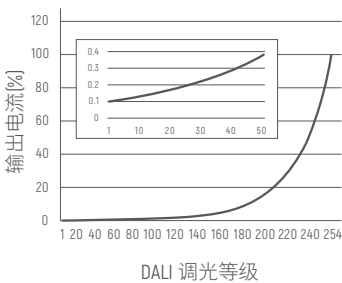


备注: 只能使用开路的按压式开关(不带指示灯). 采用同步连线时每个设备和设备之间的线长不超过20米.

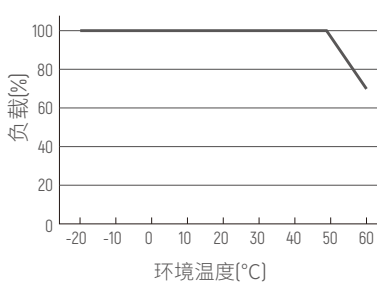
Push DIM/Colour Switch 功能

1. 长按Push DIM开关8s及以上进入PUSH调光模式
2. 短按Push DIM开关打开或关灭灯具, 回到上次记忆状态
3. 长按Push DIM开关进行调光, 释放时停在当前亮度, 每次都往相反的方向调, 调光范围为5%-100%
4. 双击Push DIM开关, 灯具开到最亮, 冷光 (此功能也用于调整同一回路里多台电源的一致性)
5. 只有进入Push DIM模式后, Colour switch才有效,
6. 短按Colour SWITCH 可以在9个不同色温场景中进行选择, 范围在2700到6500K之间。
7. 长按Colour SWITCH 可以对色温进行连续调节, 每隔一次长按, 色温会向相反方向调整, 色温范围2700-6500k。
8. 双击colour switch, 灯具开到最亮, 冷光 (此功能也用于调整同一回路里多台电源的一致性)

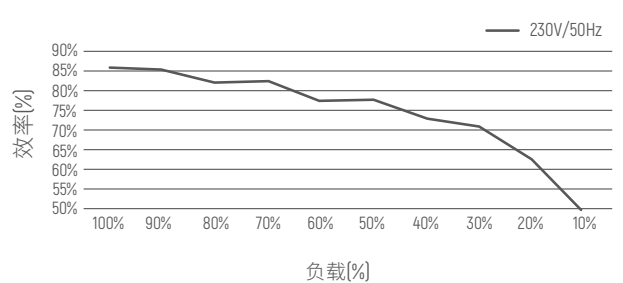
调光曲线



降额曲线



效率曲线



注意事项:

1. 本产品请由具有专业资格的人员进行调试安装。
2. 本产品不能防水, 需避免日晒雨淋, 如安装在户外, 请用防水箱。
3. 良好的散热条件会延长产品的使用寿命, 请把产品安装在通风良好的环境。
4. 请检查使用的LED电源输出电压电流, 是否符合产品要求。
5. 出于安全考虑, 推荐输入和输出(信号端除外)用0.75-1.5mm² PVC或橡胶线缆, 并确保接线牢固, 以免电线过热或接触不良触发事故。扁平电源线不适用。
6. 通电调试前, 应确保所有接线正确, 以避免因接线错误而导致灯具损坏。
7. 如果发生故障, 请勿私自维修; 如果有疑问, 请联系供应商。

※ 本说明书内容如有更新, 恕不另行通知。若您使用的产品功能与说明书不一致时, 请以产品为准。如有疑问请与我们联系。