



5 Years Warranty

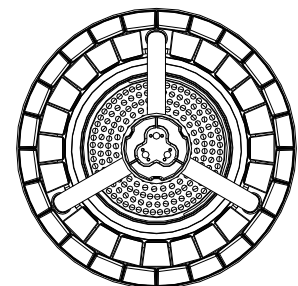
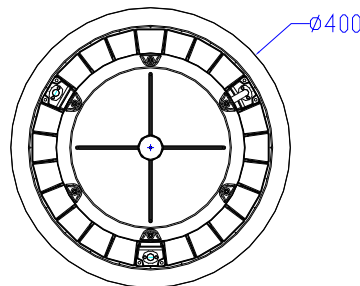
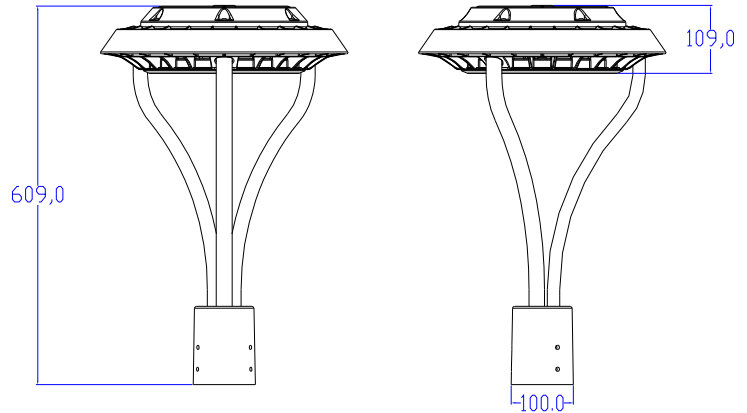
Features

- Integrated heat sink design, die-casting aluminum.
- Ra>80, LM80 standard, 150lm/w.
- Sosen driver, Epistar 3030 SMD, 5 years warranty.
- Wide aluminum PCB design.
- Certificate: ETL, DLC, CE, RoHS.
- IP65 waterproof.
- Application large outdoor areas such as parking lots, corporate parks, and retail setting, Courtyard, garden, park, residential area, villa, square, sidewalk

Dimension



50/80W

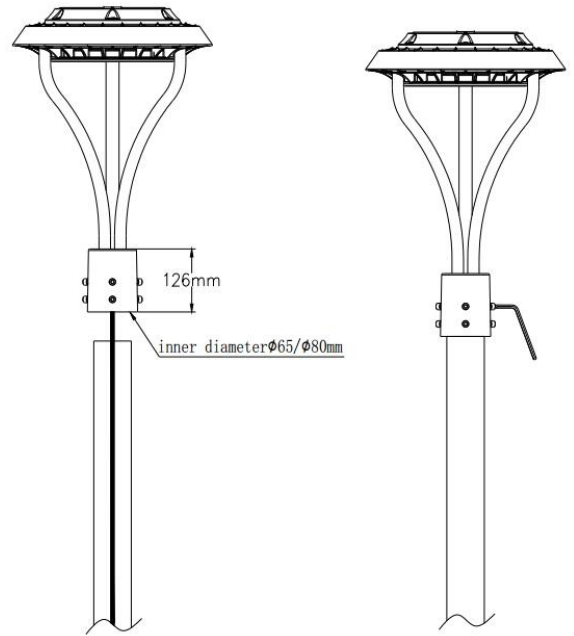
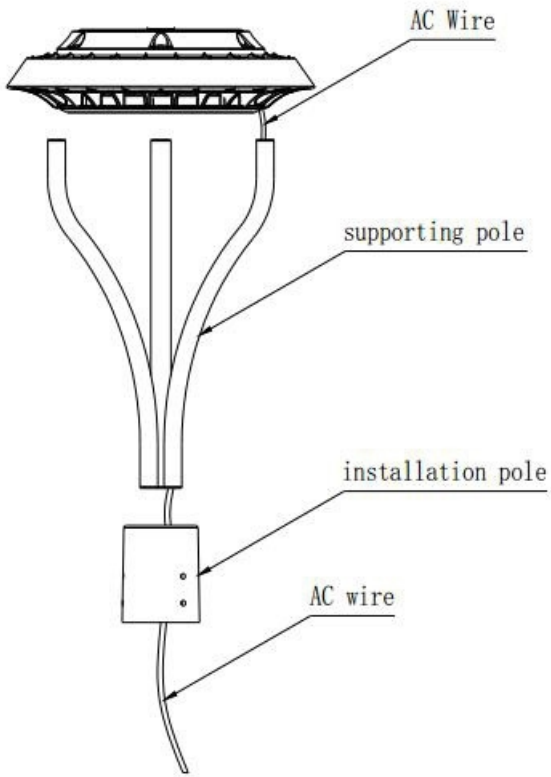


Ordering information

| Model | Power | Size | Lumen | Beam Angle | CCT | Voltage | Power Factor | CRI | Net Weight |
|--------------------|-------|-----------|---------|--------------|----------------------------|------------|--------------|-----|------------|
| CH-HB01-W50-S4-XX | 50W | 609x400MM | 7500lm | 60°/90°/120° | 2700/3000/4000/5000/>6000K | AC100-277V | >0.95 | ≥80 | 8.5kg |
| CH-HB01-W80-S4-XX | 80W | 609x400MM | 12000lm | 60°/90°/120° | 2700/3000/4000/5000/>6000K | AC100-277V | >0.95 | ≥80 | 8.5kg |
| CH-HB01-W100-S4-XX | 100W | 609x400MM | 15000lm | 60°/90°/120° | 2700/3000/4000/5000/>6000K | AC100-277V | >0.95 | ≥80 | 8.5kg |
| CH-HB01-W150-S4-XX | 150W | 609x400MM | 22500lm | 60°/90°/120° | 2700/3000/4000/5000/>6000K | AC100-277V | >0.95 | ≥80 | 8.5kg |
| CH-HB01-W200-S4-XX | 200W | 609x400MM | 30000lm | 60°/90°/120° | 2700/3000/4000/5000/>6000K | AC100-277V | >0.95 | ≥80 | 8.5kg |



Installation



Packing Details

| | |
|---------------|------------|
| Box Size | 52X50X16MM |
| Pack Quantity | 1pcs/ctn |
| Gross Weight | 8.5Kg/ctn |





Application

