

DPC6-1H150C (Product No.:107100620101)

Product Features

- Constant current driver No-Flicker
- Active power factor correction (PF>0.9)
- High efficiency, long life and high reliability
- Protection : short circuit /OLP/OVP
- Suitable for LED lighting



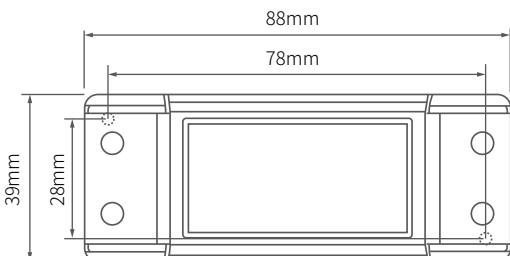
Application



Technical Parameters

Model	DPC6-1H150C	
Input	Efficiency	>75%@220VAC, Full load
	Voltage	220VAC-240VAC (Allowable Voltage: 180VAC-254VAC)
	Frequency Range(Hz)	50/60Hz
	Power Factor	≥0.9@220VAC, Full load
	THD(full load)	<10%@220VAC, Full load
	AC Current(max)	0.06Amax@220VAC
	Standby power	<0.5W
	Inrush Current(max)	20A@220VAC
Output	Current(mA)/Voltage (VDC) Power(W)	150mA/25-40VDC/6W
	Ripple Current	<5%
	Channel	1
	Current Tolerance	±5%
	No load output voltage	50V Max
	Turn on delay Time	<1s, at 220Vac
Protection	Short Circuit	Close output, recovers automatically after fault removed
	Over Voltage	Close output, recovers automatically after fault removed
	Output Open Circuit	Output Voltage<50Vdc
	Over Temperature	Shut down the output, recovers automatically when temp. back to normal.
Safety & EMC	Surge	L-N:1KV
	Withstand Voltage	I/P-O/P: 3000VAC/1min/5mA
	Safety Standards	EN61347, GB19510
	EMC Emission	EN55015/EN61000-3-3 part15 standards
	EMC Immunity	EN61000-4-2,3,4,5,6,8,11; EN61547
Others	Working Temp.	-20°C-45°C
	Storage Temp., Humidity	-30°C-65°C, 20-90%RH
	tc	80°C
	Material	PC
	IP Rating	IP20
	Lifetime	30,000h@tc:70 C
	Warranty Condition	3 Years
	Weight	Net weight: 52g±5%
Dimension	88*39*23mm (L*W*H)	

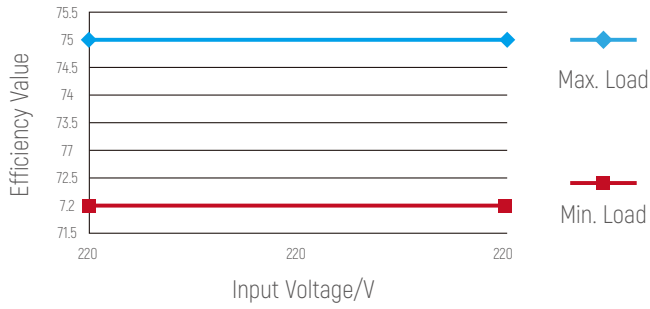
Dimension(mm)



Wiring

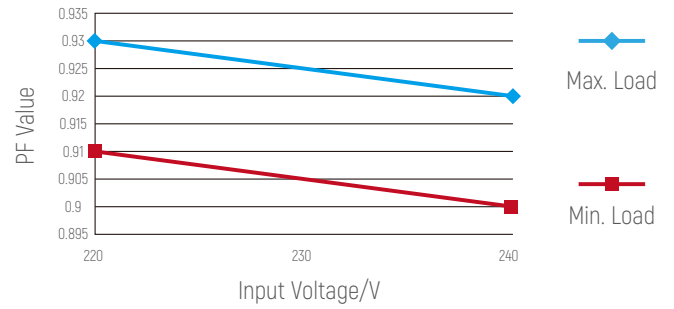


Efficiency Grapf



Note: All specifications are typical at 25 °C unless otherwise stated;

PF Curve



Note: All specifications are typical at 25 °C unless otherwise stated;

Cautions

- 1.This product should be installed by qualified personnel.
- 2.This product is non waterproof, need to avoid sun and rain.In case of outdoor use, please ensure it is mounted in a water proof enclosure.
- 3.Good heat dissipation conditions extend product life. Please install the product in a well-ventilated environment.
- 4.Please make sure LED power supply output voltage, current is used to meet the product requirements.
- 5.Please ensure that adequate sized cable is used from the controller to the LED lights to carry the current. Please also ensure that the cable is secured tightly in the connector.
- 6.Due to safety concerns, PVC or rubber cord of 0.75- 1.5mm² is recommended for input and output terminal(s)(excluding signal terminals). Flat power cord is not suitable.Ensure all wire connections and polarities are correct before applying power to avoid any damages to the LED lights.
- 7.In case of malfunction, do not repair it yourself.

※ The contents of this manual are updated without prior notice. If the function of the product you are using is inconsistent with the instructions, the function of the product shall prevail.Please contact us if you have any questions .

DPC6-1H150C (产品代码:107100620101)

产品特点

- 恒流驱动无频闪
- 主动式功率因数校正(PF>0.9)
- 高效率, 长寿命和高可靠性
- 保护: 短路保护/开路保护/过压保护
- 适用于LED照明
- 内建主动式PFC功能




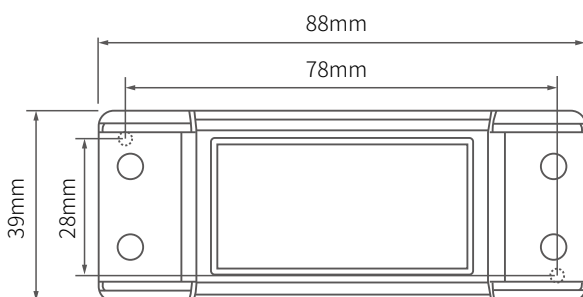
应用



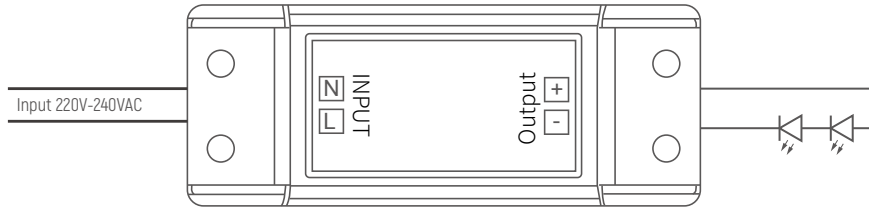
技术参数

型号	DPC6-1H150C	
输入	效率	>75%@220VAC, 满载
	电压	220VAC-240VAC (允许电压:180VAC-254VAC)
	频率	50/60Hz
	功率因素	≥0.9@220VAC, 满载
	THD	<10%@220VAC, 满载
	电流	0.06Amax@220VAC
	待机功耗	<0.5W
	浪涌电流	20A@220VAC
输出	电流/电压/功率	150mA/25-40VDC/6W
	波纹电流	<5%
	通道	1
	电流精度	±5%
	空载输出电压	50V Max
	启动延时	<1s, at 220Vac
保护	短路	关闭输出, 排除故障后自恢复
	过压	打嗝, 移除故障后自恢复
	开路	开路电压<50Vdc
	过温	关断输出, 当温度恢复正常时自动恢复
安全 & 电磁兼容	浪涌	L-N:1KV
	耐压标准	I/P-O/P: 3000VAC/1min/5mA
	安全标准	EN61347, GB19510
	电磁兼容	产品符合EN55015/EN61000-3-3 part15标准
	EMC抗扰度	EN61000-4-2, 3, 4, 5, 6, 8, 11; EN61547
其它	工作温度	-20°C~45°C
	储存温度、湿度	-30°C~65°C, 20-90%RH
	tc	80°C
	材质	PC
	防水等级	IP20
	寿命	30,000h@tc:70°C
	质保	3年
	开关周期	>100,000次
	重量	净重: 52g±5%
	尺寸	88*39*23mm (长*宽*高)

尺寸(mm)



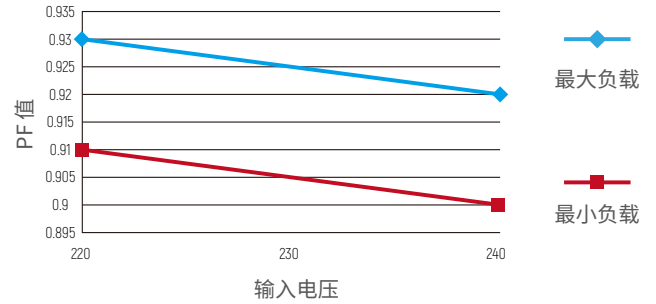
接线图



效率曲线图



功率因数曲线图



注意事项:

- 1、本产品请由具有专业资格的人员进行调试安装。
- 2、本产品不能防水，需避免日晒雨淋，如安装在户外，请用防水箱。
- 3、良好的散热条件会延长产品的使用寿命，请把产品安装在通风良好的环境。
- 4、请检查使用的LED电源输出电压电流，是否符合产品要求。
- 5、出于安全考虑，推荐输入和输出（信号端除外）用0.75-1.5mm² PVC或橡胶线缆，并确保接线牢固，以免电线过热或接触不良触发事故。扁平电源线不适用。
- 6、通电调试前，应确保所有接线正确，以避免因接线错误而导致灯具损坏。
- 7、如果发生故障，请勿私自维修；如有疑问，请联系供应商。

※ 本说明书内容如有更新，恕不另行通知。若您使用的产品功能与说明书不一致时，请以产品为准。如有疑问请与我们联系。