



Photo Credit : Arching Interior Design

Castle Pendant Cone



CASTLE desires to challenge your every perception of texture and lighting. As a material, concrete is exceptionally energy efficient compared to that of metal or glass. By using concrete as main material of the lampshade, the CASTLE has responsibly kept in tune with concepts of green living.

It comes with multiple choices in pendants, and wall lamps for outdoor usage (IP65).

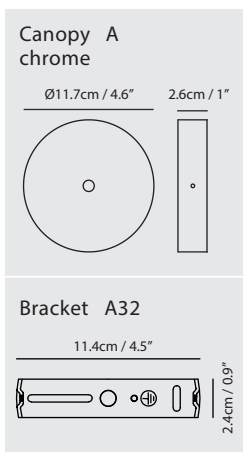
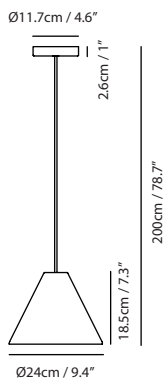
By Chen, Chao Cheng 陳昭成



concrete gray



concrete gray



Castle Pendant Cone

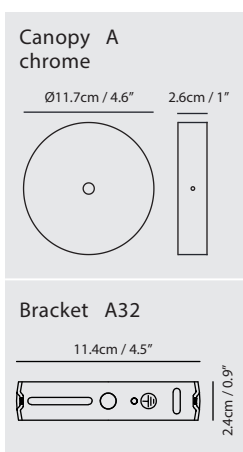
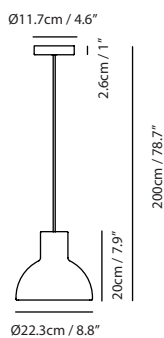
Model
SQ-185CP

Material
concrete, aluminum

Light Source
E26 1 x Max 77W

Weight
2.5kg / 5.5lb

Color
● concrete gray



Castle Pendant Bell

Model
SQ-3164CP

Material
concrete, aluminum

Light Source
E26 1 x Max 77W

Weight
2.5kg / 5.5lb

Color
● concrete gray

CASTLE

SEEDDESIGN

www.SeedDesignUSA.com



Photo Credit : More-in Interior Design

CASTLE Pendant XS



Photo Credit : Natureology Interior Design

CASTLE Pendant S

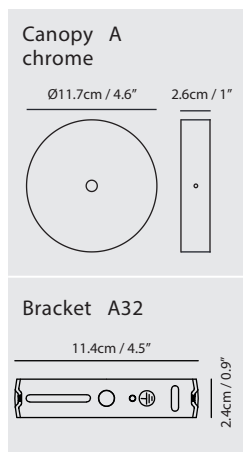
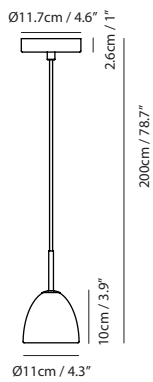
CASTLE desires to challenge your every perception of texture and lighting. As a material, concrete is exceptionally energy efficient compared to that of metal or glass. By using concrete as main material of the lampshade, the CASTLE has responsibly kept in tune with concepts of green living.

It comes with multiple choices in pendants, and wall lamps for outdoor usage (IP65).

By Chen, Chao Cheng 陳昭成



concrete gray



Castle Pendant XS

Model
SG-623CP

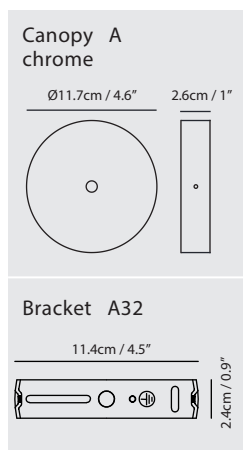
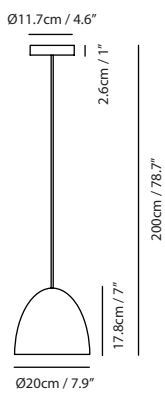
Material
concrete, aluminum

Light Source
G9 LED 2.5W 2700K

Feature
Silver reflector

Weight
0.7kg / 1.5lb

Color
● concrete gray



Castle Pendant S

Model
SQ-7131CP

Material
concrete, aluminum

Light Source
E26 1 x Max 100W

Feature
Ribbed reflector

Weight
2kg / 4.4lb

Color
● concrete gray

CASTLE

SEEDDESIGN

www.SeedDesignUSA.com



Photo Credit : Arching Interior Design

Castle Pendant L

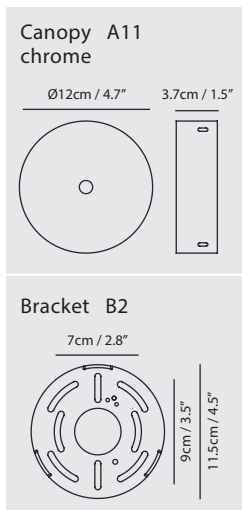
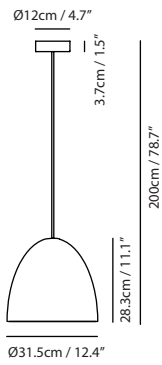


Photo Credit : More-in Interior Design

Castle Pendant M



concrete gray



Castle Pendant M

Model
SQ-7132CP

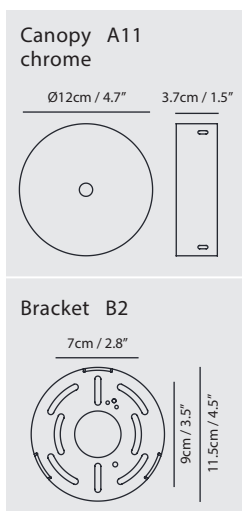
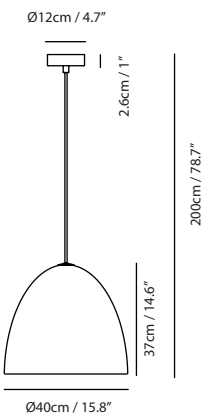
Material
concrete, aluminum

Light Source
E26 1 x Max 100W

Feature
Ribbed reflector, bulb cover

Weight
6.7kg / 14.7lb

Color
● concrete gray



Castle Pendant L

Model
SQ-7133CP

Material
concrete, aluminum

Light Source
E26 1 x Max 77W

Feature
Ribbed reflector, bulb cover

Weight
16.1kg / 35.5lb

Color
● concrete gray



