


RGBRF-WM Series

RF wireless wall mounted LED controller compatible with RGBRF-4x5A or RGBWIFI-4x5A Receiver



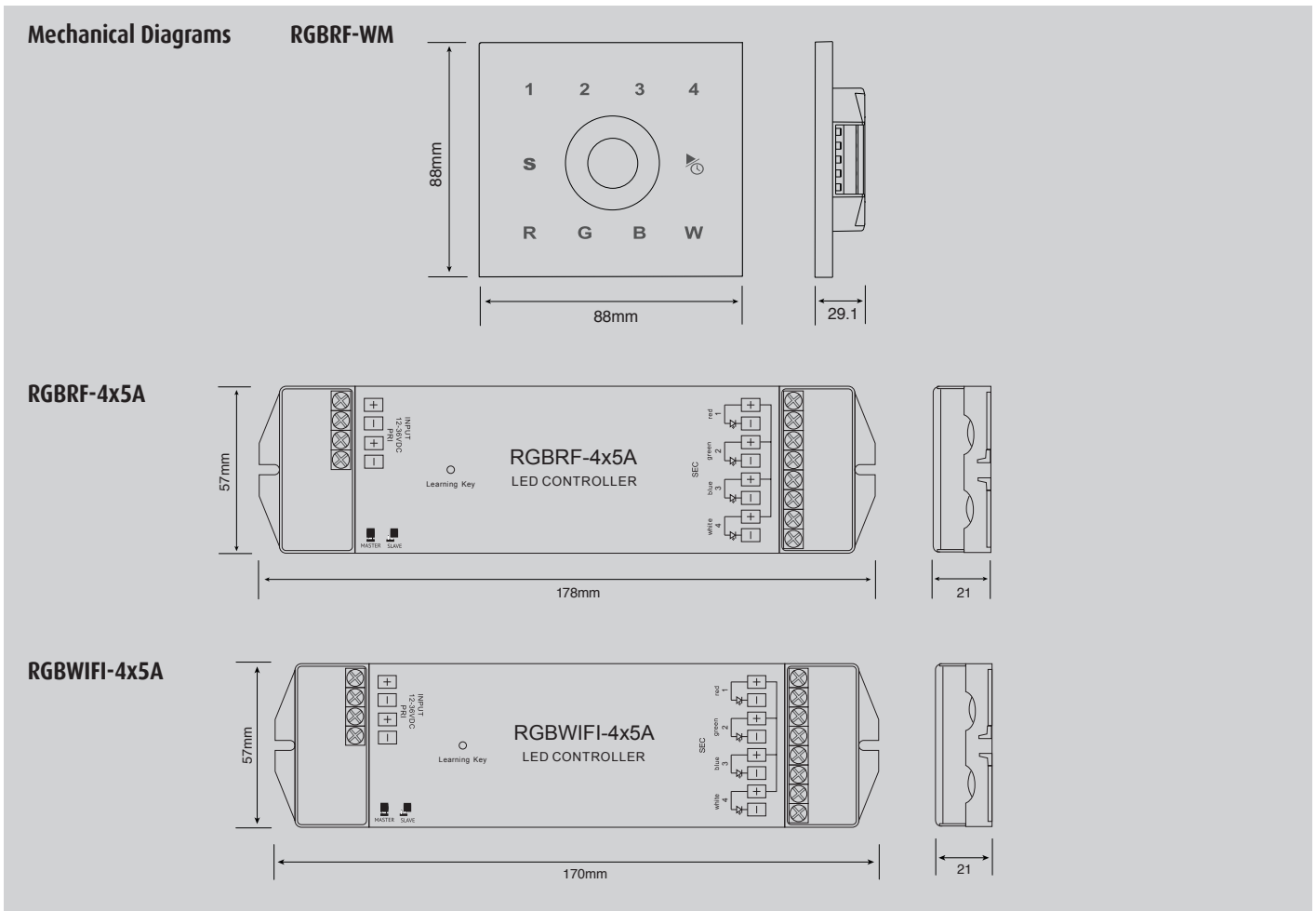
Features

- Suitable for indoor LED lighting
- User-friendly interface, easy and simple operation
- High sensitive & high stable touch colour wheel, fast & precise colour control.
- Enable to control 2 zones separately. Each zone can switch on/off separately.
- Changing modes of 2 zones can be synchronized without any confusion.
- 1 changing modes. Enable to stay at any color under situation of colour changing modes.
- Adjustable changing speed with 8 levels, quickest speed is 4 S, slowest speed is 256 S.
- To work with power repeater to expand output unlimitedly.



Specification

MODEL No.	RGBRF-WM	RGBRF-4x5A	RGBWIFI-4x5A	
INPUT	Voltage	100~240VAC	12-36Vdc	12-36Vdc
OUTPUT	Max Load Current	3/4/5x5A	3/4/5x5A	4x5A
	Rated Power	3/4/5x(60-180)W	3/4x(60-180)W	4x(60-180)W
	Load Type	~	0.04~0.1W	?????
	Operation Frequency	434MHz/888MHz	????	????
PROTECTION	Temperature Range	~	-20°C ~ +50°C	-20°C ~ +50°C
ENVIRONMENTAL	TA	~	-20°C ~ +50°C	-20°C ~ +50°C
	TC	~	+75°C	+75°C
OTHERS	Remarks	Touch Sensor	Visible Address	??????



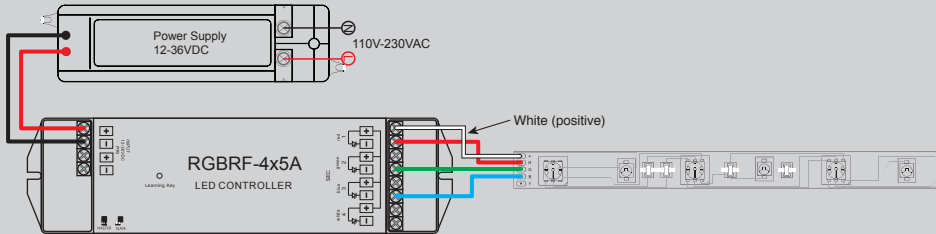
RGBRF-WM Series

RF wireless wall mounted LED controller compatible with RGBRF-4x5A or RGBWIFI-4x5A Receiver



Wiring Diagram

1) Receiver Connection Diagram for Single Unit



2) Receiver Connection Diagram for Multiple Units

