

GENERAL FEATURES

- Designed with AGM (Absorbent Glass Mat) technology, equipping high performance plates and electrolyte, the 6GFM55 is a general-purpose VRLA battery with a lifespan of 10 years for float charging at 25°C
- Using oxygen recombination technology, maintenance-free.
- ABS material: enhanced strength of the battery container. (Flame-retardant ABS is optional).



APPLICATIONS

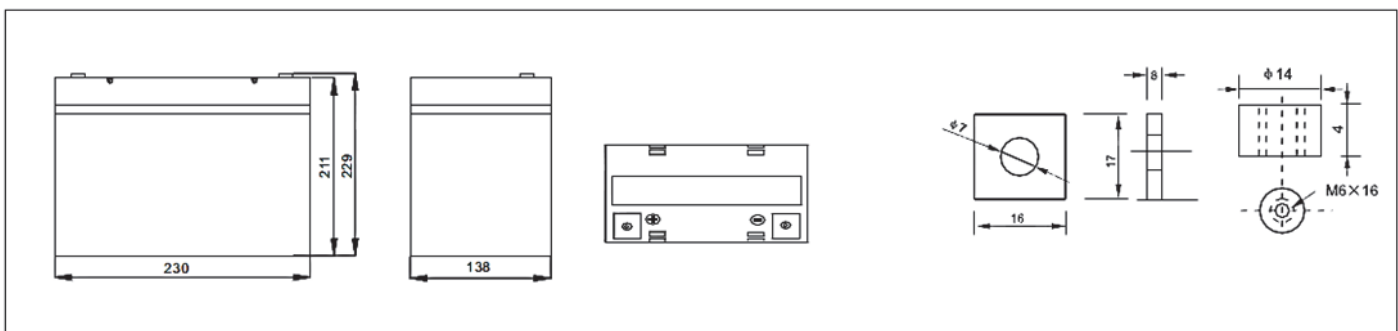
- All purpose
- Uninterruptable Power Supply (UPS)
- Electric Power System (EPS)
- Emergency backup system
- Emergency light
- Railway Signal
- Aircraft signal
- Alarm and security system
- Electronic apparatus and equipment
- Communication power supply
- DC power supply
- Auto control system



SPECIFICATIONS

Model	Nominal Voltage	12V		
	Rated Capacity (10Hr rate)	55Ah		
Dimensions	Length	Width	Height	Total Height
	230mm (9.06")	138mm (5.43")	211mm (8.31")	229mm (9.02")
Weight	Approx. 16.2KG (35.71lbs) ± 3%			
Capacity @25°C (77°F)	10 hour (5.5A,10.8V)	5 Hour (8.8A,10.5V)	3 Hour (13.8A,10.2V)	1 Hour (33A,9.6V)
	55Ah	44Ah	41.4Ah	33Ah
Internal Resistance	Fully charged at 25°C, approx. 6.5mΩ			
Max. Discharge Current	550A (5 Sec.)			
Capacity Affected by Temp. (10Hr)	40°C (104°F)	25°C (77°F)	0°C (32°F)	-15°C (5°F)
	102%	100%	85%	65%
Self Discharge Rate	After 3 months Storage	After 6 months Storage	After 12 months Storage	
	91%	82%	64%	
Charge Method	Cycle Use		Float Charging	
	14.1-14.4V (Initial current less than 16.5 A) @25°C (77°F)		13.5-13.8V@25°C (77°F)	

DIMENSIONS & TERMINALS

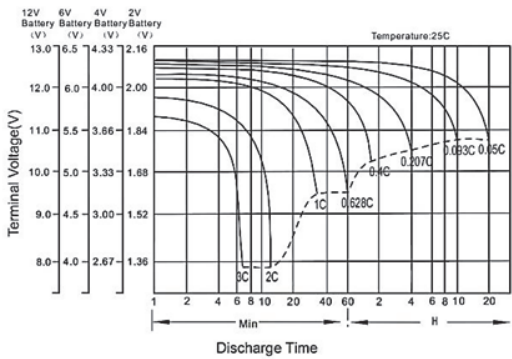


PERFORMANCE CHARACTERISTICS

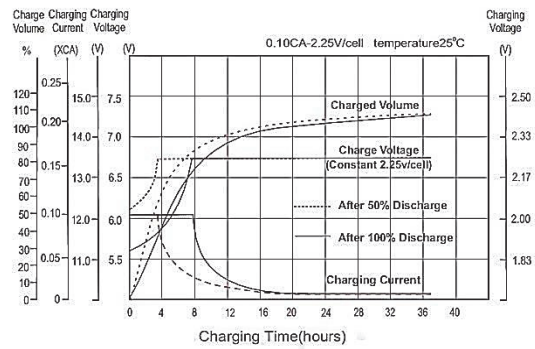
Constant Current (Amp.) and Constant Power (Watt) Discharge Table @25°C (77°F)

Time		10min	30min	1h	2h	3h	4h	5h	8h	10h	20h
9.60V	A	119	66	35.9	20.8	15.3	11.9	9.89	6.8	5.67	3.11
	W	1195	672	371	214	156	122	101	71.8	59.5	32
10.20V	A	113	66	33.6	20	14.9	11.7	9.68	6.74	5.62	3.02
	W	1149	674	344	206	155	122	100	70.5	59.1	31.7
10.50V	A	108	61	32.9	19.5	14.6	11.5	9.55	6.63	5.54	2.98
	W	1109	631	342	204	154	121	99	70.2	58.8	31.4
10.80V	A	102	56	31.6	19	14.2	11.3	9.32	6.51	5.5	2.9
	W	1061	589	334	203	152	121	99	69.9	58.2	31.1
11.10V	A	96	50	29.8	18.5	13.7	11	9.09	6.34	5.24	2.85
	W	1012	534	318	200	149	119	97	68.7	56.7	30.8

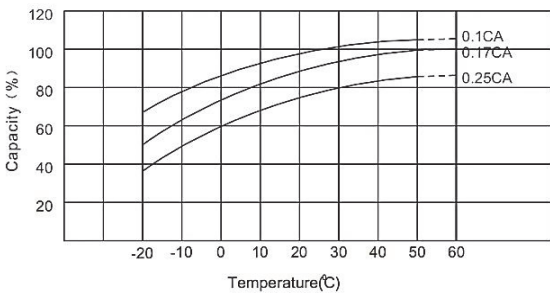
DISCHARGE CHARACTERISTICS



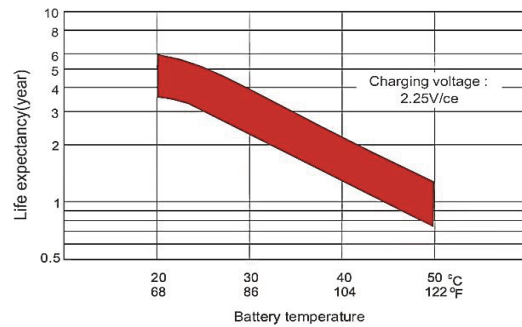
CHARGING CHARACTERISTICS (STANDBY)



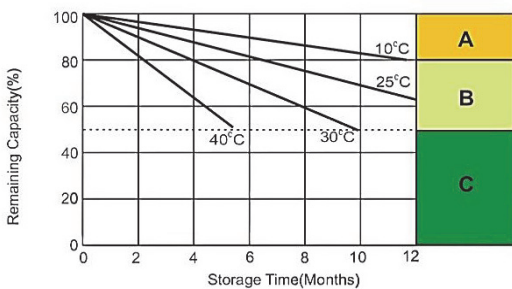
TEMP. EFFECTS IN RELATION TO BATTERY CAPACITY



EFFECT OF TEMP. ON LONG TERM FLOAT DESIGNED LIFE



SELF DISCHARGE CHARACTERISTICS



- A. No supplementary charge required. (Carry out supplementary charge before use if 100% capacity is required.)
- B. Supplementary charge required before use. Optional charging way as below:
 1. Charged for above 3 days at limited current 0.25CA and constant voltage 2.25V/cell.
 2. Charged for above 20hours at limited current 0.25CA and constant voltage 2.45V/cell.
 3. Charged for 8-10hours at limited current 0.05CA.
- C. Supplementary charge may often fail to recover the capacity. The battery should never be left standing till this is reached.

CYCLE LIFE IN RELATION TO THE DEPTH OF DISCHARGE

