

SylBatten LED

SYLBATTEN LED 1205MM 3000LM 3000K EB (TP3)

0045178



Product features

- LED batten, T8 replacement, ease of installation through 2 part push-in design of the housing (safety cable included), through wiring capability (TP3 = 3 core), sheet steel, 2446LM, 26W, 94lm/W, 3000K, drive current: 350mA, CRI 80, 138° wide beam angle, electronic driver (non dimmable), IP20, IK07, 50,000 hrs (L70), (LxWxH) 1205x66x76mm, 5 step MacAdam ellipse, 3kg, white RAL 9016, Class 1, 220-240V, energy class: A++, A+, A.



PRODUCT OVERVIEW

Beam angle(°)	138
Certifications	CE
Colour temperature (K)	3000
Colour	White RAL 9016
EAN code	5410288451787
Luminous flux (lm)	2446
Housing	Sheet steel
IK rating	IK07
IP rating	IP20
Light colour	Warm white
LOR (%)	100
Mount	Surface
Ordering number	0045178
Efficacy (Rated) (lm/w)	94.07
Average life (h) - L70/B50	50000
Technology	LED
Voltage (V)	220-240
Included lamp	Integrated LED
Compatible with bulbs of energy class:	A++ A+ A
Colour consistency (SDCM)	5 step
Max. Luminaires per 10A C Breaker	32
Max. Luminaires per 16A C Breaker	53
Photobiological Risk Group	Exempt (Group 0)

DATA TABLE

Optical data

Beam angle(°)	138
Colour temperature (K)	3000
Distribution type	Direct (symmetrical)

SylBatten LED

SYLBATTEN LED 1205MM 3000LM 3000K EB (TP3)

0045178

Luminous flux (lm)	2446
Glare control	28
Light colour	Warm white
LOR (%)	100
Colour consistency (SDCM)	5 step
Photobiological Risk Group	Exempt (Group 0)

General data

Certifications	CE
Control gear availability	Included
Control gear mounting	Integral
Control gear type	Electronic (non-dimmable)
EAN code	5410288451787
Environment	Internal
Fixture rating	Closed
General application	Logistics and Industry
Housing	Sheet steel
Mount	Surface
Ordering number	0045178
Product name	SYLBATTEN LED 1205MM 3000LM 3000K EB (TP3)
Average life (h) - L70/B50	50000
Technology	LED
Compatible with bulbs of energy class:	A++ A+ A

Product features
LED batten, T8 replacement, ease of installation through 2 part push-in design of the housing (safety cable included), through wiring capability (TP3 = 3 core), sheet steel, 2446LM, 26W, 94lm/W, 3000K, drive current: 350mA, CRI 80, 138° wide beam angle, electronic driver (non dimmable), IP20, IK07, 50,000 hrs (L70), (LxWxH) 1205x66x76mm, 5 step MacAdam ellipse, 3kg, white RAL 9016, Class 1, 220-240V, energy class: A++, A+, A.

What temperature Life is measured at (°C):	25
---	----

Physical data

Colour	White RAL 9016
Diffuser finish	Opal
Diffuser material	Polycarbonate
Height (mm)	76
IK rating	IK07
IP rating	IP20
Lamp included	Integrated
Length (mm)	1205
Reflector finish	Diffuser
Weight (kg)	3

SylBatten LED

SYLBATTEN LED 1205MM 3000LM 3000K EB (TP3)

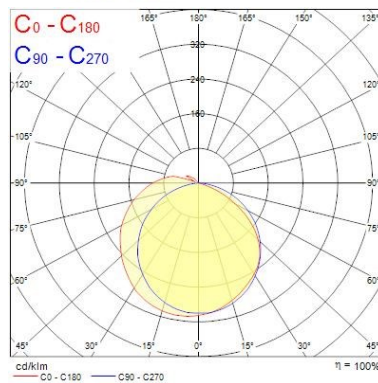
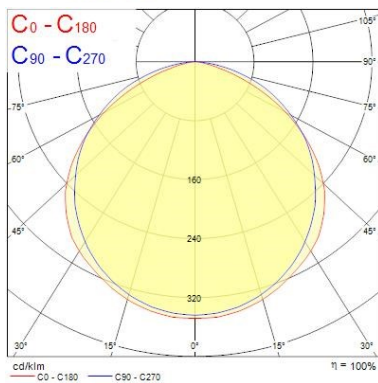
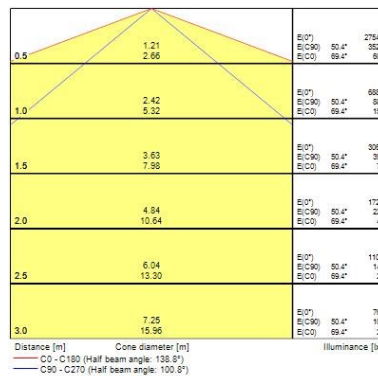
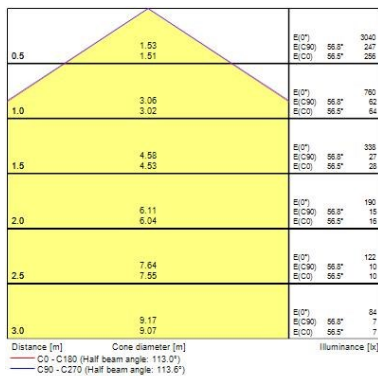
0045178

Width (mm)	66
Included lamp	Integrated LED

Electrical data

Drive current (mA)	350
Electrical protection	CLASS I
Glow wire test	850
Efficacy (Rated) (lm/w)	94.07
Ta rating (°C)	-10 to +35
Total power consumption (W)	26
Voltage (V)	220-240
Max. Luminaires per 10A C Breaker	32
Max. Luminaires per 16A C Breaker	53

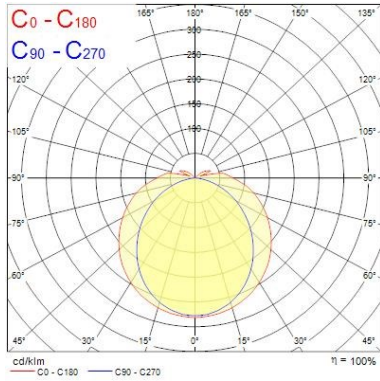
PHOTOMETRY



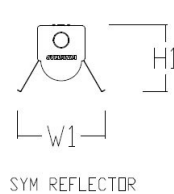
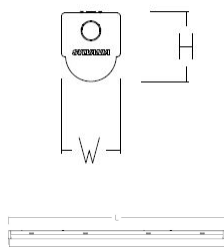
SylBatten LED

SYLBATTEN LED 1205MM 3000LM 3000K EB (TP3)

0045178



TECHNICAL DRAWINGS



SYM REFLECTOR



ASYM REFLECTOR


	L	H	W
600mm (LED 1 & 2)	605	76	66
1200mm (LED 3 & 5.5)	1205	76	66
1500mm (LED 4 & 8)	1505	76	66
200mm PIR (LED 3 & 5.5)	305	76	66
1500mm PIR (LED 4 & 8)	1605	76	66

SylBatten LED


SYLBATTEN LED 1205MM 3000LM 3000K EB (TP3)

0045178

SYLVANIA 0045178





This luminaire contains built in LED lamps.




LED


The lamps cannot be changed in the luminaire.



874/2012 





This luminaire contains built in LED lamps.



LED

The lamps cannot be changed in the luminaire.



SYLVANIA 0045178 

874/2012