

## SylBatten LED

SYLBATTEN LED 1505MM 4000LM 4000K EB (TP3)

0045174



### Product features

- LED batten, T8 replacement, ease of installation through 2 part push-in design of the housing (safety cable included), through wiring capability (TP3 = 3 core), sheet steel, 4189M, 39W, 107lm/W, 4000K, drive current: 350mA, CRI 80, 138° wide beam angle, electronic driver (non dimmable), IP20, IK07, 50,000 hrs (L70), (LxWxH) 1505x66x76mm, 5 step MacAdam ellipse, 3.7kg, white RAL9016, Class 1, 220-240V, energy class: A++, A+, A.



### PRODUCT OVERVIEW

|  |                  |
|--|------------------|
| Beam angle(°)                          | 138              |
| Certifications                         | CE               |
| Colour temperature (K)                 | 4000             |
| Colour                                 | White RAL 9016   |
| EAN code                               | 5410288451749    |
| Luminous flux (lm)                     | 4189             |
| Housing                                | Sheet steel      |
| IK rating                              | IK07             |
| IP rating                              | IP20             |
| Light colour                           | Neutral white    |
| LOR (%)                                | 100              |
| Mount                                  | Surface          |
| Ordering number                        | 0045174          |
| Efficacy (Rated) (lm/w)                | 107.41           |
| Average life (h) - L70/B50             | 50000            |
| Technology                             | LED              |
| Voltage (V)                            | 220-240          |
| Included lamp                          | Integrated LED   |
| Compatible with bulbs of energy class: | A++ A+ A         |
| Colour consistency (SDCM)              | 5 step           |
| Max. Luminaires per 10A C Breaker      | 32               |
| Max. Luminaires per 16A C Breaker      | 53               |
| Photobiological Risk Group             | Exempt (Group 0) |

### DATA TABLE

#### Optical data

|                        |                      |
|------------------------|----------------------|
| Beam angle(°)          | 138                  |
| Colour temperature (K) | 4000                 |
| Distribution type      | Direct (symmetrical) |

## SylBatten LED

SYLBATTEN LED 1505MM 4000LM 4000K EB (TP3)

0045174

|                                   |                  |
|-----------------------------------|------------------|
| <b>Luminous flux (lm)</b>         | 4189             |
| <b>Glare control</b>              | 29               |
| <b>Light colour</b>               | Neutral white    |
| <b>LOR (%)</b>                    | 100              |
| <b>Colour consistency (SDCM)</b>  | 5 step           |
| <b>Photobiological Risk Group</b> | Exempt (Group 0) |

### General data

|   |  |
|---|--|
| <b>Certifications</b>                         | CE   |
| <b>Control gear availability</b>              | Included                                   |
| <b>Control gear mounting</b>                  | Integral                                   |
| <b>Control gear type</b>                      | Electronic (non-dimmable)                  |
| <b>EAN code</b>                               | 5410288451749                              |
| <b>Environment</b>                            | Internal                                   |
| <b>Fixture rating</b>                         | Closed                                     |
| <b>General application</b>                    | Logistics and Industry                     |
| <b>Housing</b>                                | Sheet steel                                |
| <b>Mount</b>                                  | Surface                                    |
| <b>Ordering number</b>                        | 0045174                                    |
| <b>Product name</b>                           | SYLBATTEN LED 1505MM 4000LM 4000K EB (TP3) |
| <b>Average life (h) - L70/B50</b>             | 50000                                      |
| <b>Technology</b>                             | LED  |
| <b>Compatible with bulbs of energy class:</b> | A++ A+ A                                   |

### Product features

|   |    |
|---|----|
| <b>What temperature Life is measured at (°C):</b> | 25 |
|---|----|

### Physical data

|                          |                |
|--------------------------|----------------|
| <b>Colour</b>            | White RAL 9016 |
| <b>Diffuser finish</b>   | Opal           |
| <b>Diffuser material</b> | Polycarbonate  |
| <b>Height (mm)</b>       | 76             |
| <b>IK rating</b>         | IK07           |
| <b>IP rating</b>         | IP20           |
| <b>Lamp included</b>     | Integrated     |
| <b>Length (mm)</b>       | 1505           |
| <b>Reflector finish</b>  | Diffuser       |
| <b>Weight (kg)</b>       | 3.7            |

## SylBatten LED

SYLBATTEN LED 1505MM 4000LM 4000K EB (TP3)

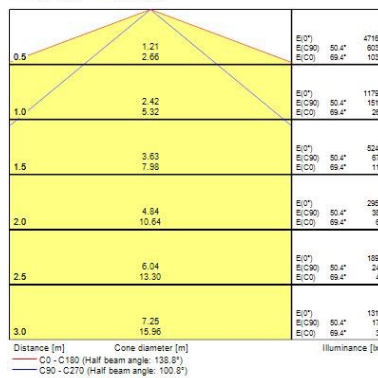
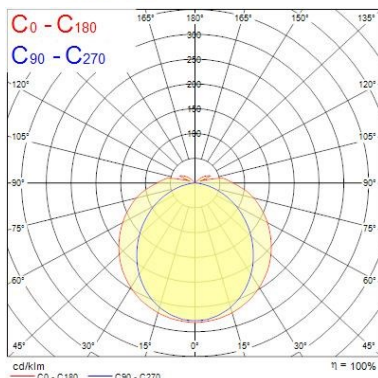
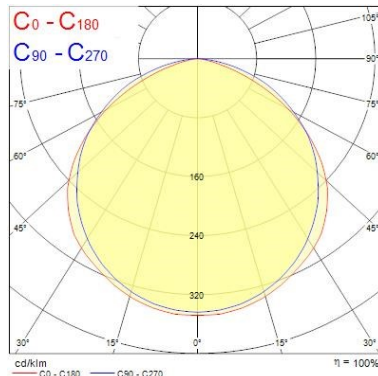
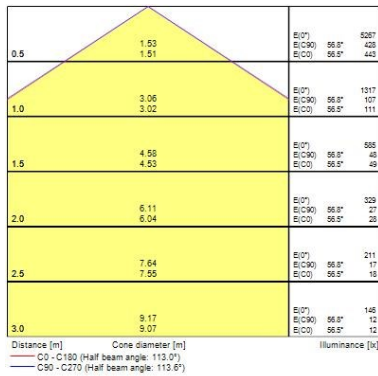
0045174

|                      |                |
|----------------------|----------------|
| <b>Width (mm)</b>    | 66             |
| <b>Included lamp</b> | Integrated LED |

### Electrical data

|  |            |
|--|------------|
| <b>Drive current (mA)</b>                | 350        |
| <b>Electrical protection</b>             | CLASS I    |
| <b>Glow wire test</b>                    | 850        |
| <b>Efficacy (Rated) (lm/w)</b>           | 107.41     |
| <b>Ta rating (°C)</b>                    | -10 to +35 |
| <b>Total power consumption (W)</b>       | 39         |
| <b>Voltage (V)</b>                       | 220-240    |
| <b>Max. Luminaires per 10A C Breaker</b> | 32         |
| <b>Max. Luminaires per 16A C Breaker</b> | 53         |

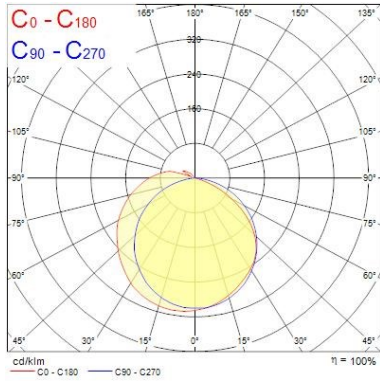
## PHOTOMETRY



## SylBatten LED

SYLBATTEN LED 1505MM 4000LM 4000K EB (TP3)

0045174

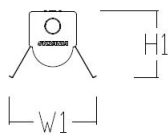
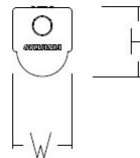


### TECHNICAL DRAWINGS



ASYM REFLECTOR

|                          | L    | H  | W  |
|--------------------------|------|----|----|
| 600mm (LED 1 & 2)        | 605  | 76 | 66 |
| 1200mm (LED 3 & 5.5)     | 1205 | 76 | 66 |
| 1500mm (LED 4 & 8)       | 1505 | 76 | 66 |
| 2000mm PIR (LED 3 & 5.5) | 1305 | 76 | 66 |
| 1500mm PIR (LED 4 & 8)   | 1605 | 76 | 66 |



SYM REFLECTOR





## SylBatten LED

SYLBATTEN LED 1505MM 4000LM 4000K EB (TP3)


0045174


**SYLVANIA** 0045174


 This luminaire contains built in LED lamps.

 } **LED**


The lamps cannot be changed in the luminaire.





874/2012 

 This luminaire contains built in LED lamps.

The lamps cannot be changed in the luminaire.



 } **LED**

**SYLVANIA** 0045174  874/2012